

# ORAL CANCER DETECTION USING RNN

Aravinth M<sup>1</sup>

Dept. of MCA, Vidya Vikas Institute Of Engineering And Technology, Karnataka, India

\*\*\*

**Abstract** - Before malignant growth was an irremediable illness yet presently the improvement in innovation has made it treatable assuming it is identified in beginning phases. Oral malignant growth is unstoppable expansion in the quantity of cells which has the ability to influence it's neighbor cells or tissues.

Disregarding having different headway in fields like radiation treatment and chemotherapy the demise rate is persistent. Accordingly early identification of malignant growth is significant. In this paper we are utilizing AI as area which makes able to do considering the datasets of a casualty. Then, at that point, it will be arranged utilizing a prior calculation.

**Key Words:** Oral Cancer, Liquor utilization, RNN and ANN classifiers, Segmentation, Feature Extraction, Classification

## 1. INTRODUCTION

The term disease is utilized conventionally for in excess of 100 unique illnesses including harmful cancers of various locales (like bosom, cervix, prostate, stomach, colon/rectum, lung, mouth, eukaemia, sarcoma of bone, Hodgkin sickness, and non-Hodgkin lymphoma). Normal to all types of the infection is the disappointment of the components that direct ordinary cell development, expansion and cell demise.

At last, there is movement of the subsequent growth from gentle to serious anomaly, with intrusion of adjoining tissues and, in the end, spread to different region of the body. The essential gamble factor for creating oral malignant growth is tobacco use.

### 1.1 PURPOSE:

The reason for this undertaking is to make application where oral malignant growth is identified by separating the elements of the picture transferred.

### 1.2 SCOPE:

The Cancer cell can be perilous, accordingly location of the disease cell is vital. Thus the primary extent of the undertaking is to assemble an application to identify oral malignant growth through picture handling.

## 2. Existing System:

The existing framework doesn't can perceive and order objects as people. An exceptionally accurate arrangement of any recognition framework is subject to legitimate working of each of the few components, for example, enhanced derivation and order, rapid and resolution cameras which doesn't upholds in existing framework. Each Software improvement requires the overview cycle. The Survey interaction is expected to get the necessity for the product. The Survey additionally comprises of concentrating on the current framework and furthermore learning about the apparatuses required for the improvement of the product. A legitimate comprehension of the devices is a lot of fundamental. Following is a concentrate of the data of the material gathered during writing study. Identify in beginning stage is troublesome with long system, Low exactness, High intricacy.

## 3. Proposed System

**Image Preprocessing:** This is chiefly used to eliminate the commotion present in the picture to acquire the obviously apparent microcalcification.

**Feature Classification:** The separated highlights can be utilized to characterize the groups as harmless or threatening.

### 3.1 SYSTEM DESIGN

Oral malignant growth is a difficult issue among individuals because of its forceful nature, related with generally horrible visualization. Clinical assessment by experienced clinical specialists followed by biopsy for determination are time taking. Distinguishing proof in beginning phase generally helps for better corrective measures.

A viable picture handling procedures were utilized with watershed division including oral malignant growth surface highlights extraction, from the examination of real nature pictures in programming processed information and break down pictures for certain valuable calculations.

**3.1.1 Data Flow Diagram:** DFD graphically tend to the capacities, or cycles, which get, control, store, and pass on data between a structure and its ongoing situation and between parts of a system.

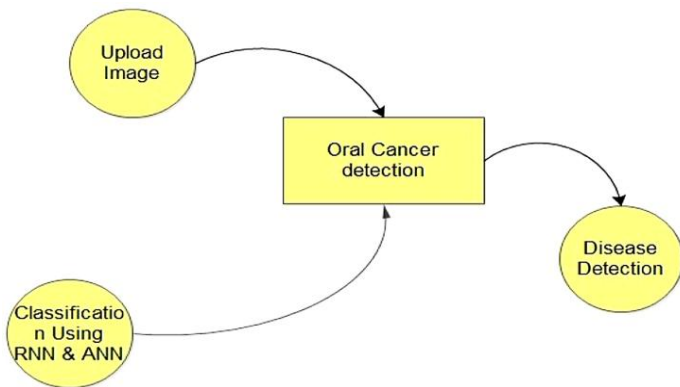


Fig 3.1.1: DFD DIAGRAM

**3.1.2 Use case diagram:** Use case frame is a diagram of performers, a lot of direction cases encased by structure limit, correspondence connection between the performer and the use case.

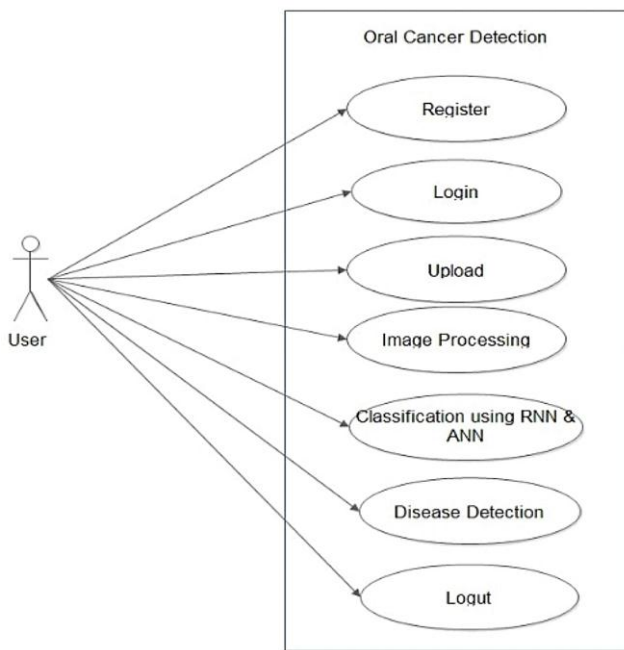


Fig 3.1.2: Use case Diagram

#### 4. Implementation

##### 4.1 RNN ALGORITHM:

Redundant cerebrum associations (RNN) are a class of mind networks that are valuable in showing progression data. Gotten from feedforward networks, RNNs show near approach to acting to how human personalities capacity. Essentially: redundant cerebrum networks produce farsighted results in progressive data that various computations can't.

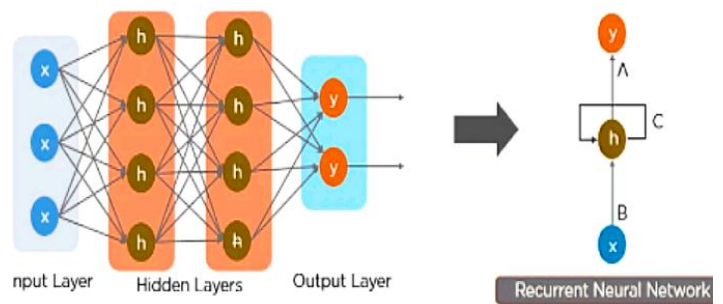


Fig 4.1 Simple Recurrent Neural Network

##### 4.2 ANN Algorithm:

Fake Neural Networks work in a way like that of their natural inspiration. They can be considered as weighted facilitated charts where the neurons could compare the centers and the relationship between two neurons as weighted edges. The taking care of part of a neuron gets many signs.

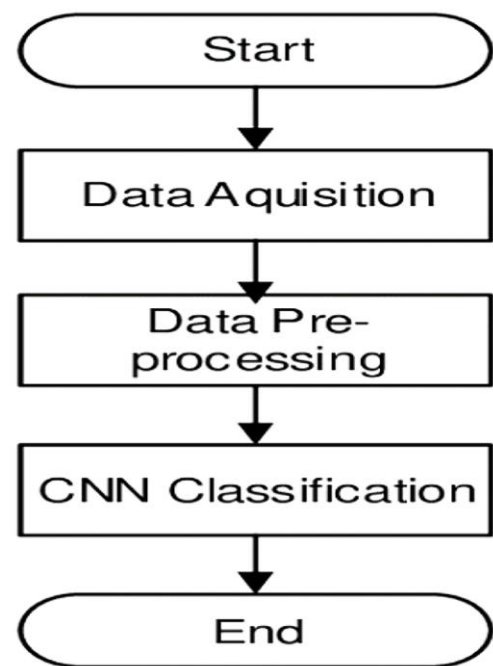


Fig 4.2 : ANN Steps

#### 5. SYSTEM TESTING

Giving a shot is the most common way of deciding the hardware's assets and shortcomings. It's finished by standing out the machine's usefulness from the situation of straightforwardness reaction, reasonableness of skill codes, phase of purpose, and normal unwavering quality.

Besides, testing is the most common way of running a modified with the particular objective of recognizing and remedying blunders, as well as checks of the program's usefulness. Programming testing, looking at the testing strategy employed, could be completed out of the blue inside the improvement way, however the main investigate endeavor is utilized after the prerequisites are characterized and coding technique has been done.

Test Cases No	Testing Scenario	Expected Result	Result
<b>Registration Testing</b>			
TEST NO:1	Click Without Submitting Details	"Please enter the details"	PASS
TEST NO:2	Click Without Submitting Username	"Please enter the username"	PASS
TEST NO:3	Click without submitting email id	"Please enter the email"	PASS
TEST NO:4	Clicking submit entering confirm password data which is not matching with password data	"Please enter the confirm password"	PASS
<b>LOGIN TESTING</b>			

TEST NO:5	Clicking submit without entering secret key	"Enter the password"	Pass
TEST NO:6	Clicking submit without entering Username	"enter the Username"	Pass
TEST NO:7	Clicking submit entering incorrectly Username	"Invalid User"	Pass
TEST NO:8	Clicking submit entering incorrectly secret phrase	"Invalid User"	Pass
TEST NO:9	Clicking submit entering incorrectly Username and secret key	"Invalid User"	Pass

## 6. CONCLUSIONS

We can determine that, This experience gives early investigation of oral mischief sickness. Various assessments and techniques utilized for seeing oral infection. It frames the utilization of a piece of the techniques like Metagenomic evaluation, CNN, 3D and 2D truly investigating system, ABC-PSO, MEMS smaller than usual meter to perceive oral hazardous improvement in various stages. In later we can make android application that makes all clients to utilize this application from any place and whenever.

## REFERENCES

- [1]Liu J, Zhuang X, Wu L, A D, Xu J, Peters T, Gu L. Myocardium division from de xray utilizing multicomponent gaussian blend model and coupled level set. IEEE Trans Biomed Eng 2017; 1: 1-10.
- [2]Abdallah Y. Use of examination approach in commotion assessment, utilizing picture handling program. Lambert Publishing Press GmbH and Co. KG 2011; 123-125.
- [3]Abdallah Y, Yousef R. Increase of Dental x-beams pictures utilizing pixel force values changes. Int J Sci Res 2015; 4: 2425-2430.
- [4]Abdallah Y. Expanding of edges acknowledgment in heart scintigraphy for ischemic patients. Lambert Publishing Press GmbH and Co. KG 2011; 123-125.
- [5] Liu Y, Li C, Guo S, Song Y, Zhao Y. An original level set technique for division of left and right ventricles from cardiovascular MR pictures. Gathering Proceedings IEEE Engineering Medicine Biology Society 2014; 47: 19-22.