

# ELECTRONIC HEALTH RECORD USING THE SPARSE BALANCE SUPPORT VECTOR MACHINE FOR DISCOVERING THE TYPE-2 DIABETES

Ambresh Bhadrashetty <sup>[1]</sup>, Swati <sup>[2]</sup>

Assistant Professor, Department of Computer Science and Engineering(MCA), Visvesvaraya technological University, centre of PG studies, kalaburagi, india Karnataka (India)

Student, Department of Computer Science and Engineering(MCA), Visvesvaraya technological University, centre of PG studies, kalaburagi, india Karnataka (India)

\*\*\*

**Abstract** - In The diagnosis of Type 2 Diabetes (T2D) at a beginning stage has a crucial impact for a sufficient T2D made association framework and patient's new turn of events. Propelling years have seen a rising degree of open Electronic Health Record (EHR) information and Machine Learning (ML) methods have been overall advancing. At any rate, directing and showing this level of data could incite a couple of difficulties like over fitting, model interpretability and computational expense. Beginning from these inspirations, we presented a ML strategy called Sparse Balanced Support Vector Machine (SB-SVM) for finding T2D in a novel gathered EHR dataset (named FIMMG dataset). Specifically, among all the EHR highlights related with remarkable cases, assessment and plan fixes we have picked really those assembled before T2D insistence from a uniform age get-together of subjects. We showed the unwavering idea of the pleasant procedure with adoration with other ML and Deep Learning approaches regularly utilized in the undeniable level for managing this errand. Results insistence that the SB-SVM beats the other cutting edge contenders giving the best compromised between sensible execution and assessment time. Moreover, the began sparsely licenses to augment the model interpretability, while absolutely controlling high layered information and the generally average inconsistent class scattering.

**Key Words:** Key Words: Type 2 Diabetes (T2D), Machine Learning (ML), Sparse Balanced Support Vector Machine (SB- SVM), Electronic Health Record (EHR), Deep Learning.

## 1. INTRODUCTION

Diabetes is one of the dangerous disease world, not only a disease also creates of different kind of disease like heartattack, blindness, etc.The movement in advancement is an essential driver for the colossal reducing in proactive tasks. Also, changes in food affinities and expansions in mental strain reason most normal flourishing issues, for example, diabetes and hypertension. An undeniable report on diabetes, open on the World Health Organization's site, shows a

profound expansion in the beyond quite a long while. Across the world, there is an immense expansion in how much diabetic patients, from 108 million of each 1980 to 422 million out of 2014.Weight is an expansion in Body MassIndex (BMI) than the normal degree of BMI of an individual.Type 1 diabetes can happen very without a second thought or in youth. Type 2 diabetes generally speaking impacts the adults who are overweight. In this sort of diabetes, the body clashes with insulin or forgets to make insulin. Type 2 by and large happens in the made gatherings or reasonably created parties. Likewise, there are different beginning stages for diabetes, for example, bacterial or viral burden, destructive or compound substance in food, safe development reaction, strength, upset diet OK or terrible eating changed lifestyle, dietary models, biological defilement, etc.This examination centers around ongoing improvements in AI which have had massive effects in the recognition and finding of diabetes. This likewise intend to propose a successful procedure for prior recognition of the diabetes infection Earlier forecast of diabetes can prompt superior treatment however because of absence of early conclusion, the side effects demolishes as a rule, It is extremely fundamental to have an expectation gadget which can be used to decide whether someone has diabetes or not. There are a couple of strategies which produce exact expectation and the artificial brain network with the assistance of back movement brain network calculation is one of them. An ANN is an information handling framework which comprises of countless straightforward, exceptionally interconnected handling components in a design enlivened by the construction of the cerebral cortex piece of the cerebrum.

## 2 RELATED WORK

**Article[1]** A cluster of risk factors for cardiovascular disease and type 2 diabetes mellitus, which happen together more periodically than by chance alone, have become known as the metabolic issue. The bet factors join raised circulatory strain, dyslipidaemia (raised sleek oils and cut down high-thickness lipoprotein cholesterol), raised fasting glucose, and central power. Different unequivocal measures have been proposed by different relationship all through late years. Most as of late, these

have come from the International Diabetes Federation and the American Heart Association/National Heart, Lung, and Blood Institute.[1]

**Article[2]** An ANN is a data dealing with structure which contain a colossal number of fundamental, especially interconnected taking care of parts in a designing pushed by the plan of the cerebral context piece of the brain. The cerebrum network does jobs as the human tactile framework and the psyche processes information and thusly endeavors to copy how individuals learn. Neurons are the main cell unit of the frontal cortex. The neurons for helping unmistakable information from the rest of the world through dendrites, processes the information and gives yield through axons. Similarly an Artificial cerebrum network includes a data layer which contains various neurons that takes the information and an outcome layer which gives the outcome to the external world. Overall a mystery layer is accessible between the data and out put layers which changes the commitment to something which can be used by the outcome layer [2].

**Article[3]** S. Dey, V. Bajpai, G. Gandhi and B. Dey, " In 'plan of multi-layer feed forward cerebrum association', Rajeeb Dey and Vaibhav Bajpai is proposed two thoughts. One which is 6-10-1(single mystery layer with 10 neurons) and second 6-14-14-1(double mystery layer with 14 neurons) plan. Not a lot of limits which are comparative limits used for diabetes testing in lab were used, for instance, fasting glucose level, random glucose level, post-plasma glucose level, age, sex, occupation. 'Smooth straight establishment capacity' is applied to enter neurons and 'non-direct log sigma capacity' is applied to hidden away neurons.[3]

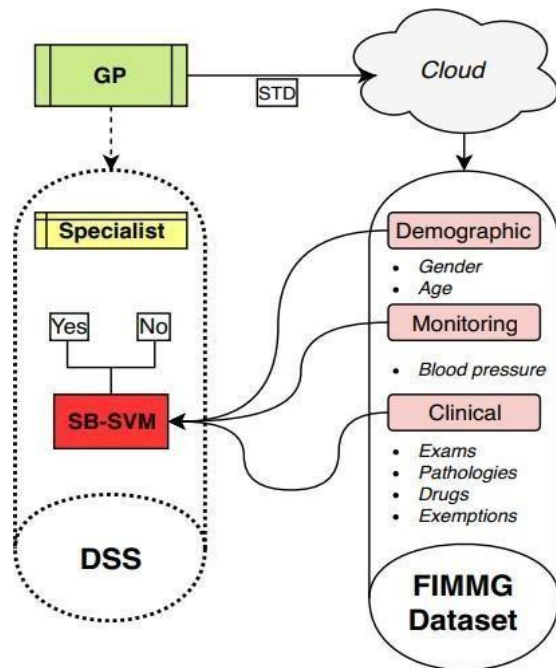
**Article[4]** D.Shetty, K.Rit, S. Shaikh and N. Patil, "Diabetes disease figure using data mining," 2017 International Conference on Innovations in Information, Embedded and Communication System (ICIIECS). This article Proposed the use of computations like bayesian and KNN(K-Nearest Neighbor) to apply on diabetes patient's data bases and analyze them by taking various properties of diabetes for assumption for diabetes infection. They assumed that the tremendous dataset yields further developed results.[4].

**Article[5]** In'Diabetes Prediction Using Ensemble Perceptron Algorithm', R Mirshahvalad and N. A. Zanjani is proposed a learning computation which is an outfit assisting estimation with perceptron estimation to additionally foster execution of perceptron computation in assumption for unseen patients. These datasets used in the structure have many features anyway only two outstanding bet factor sof diabetes are decided to be used in this assessment that are age and weight list. K. VijayaKumar, B. Lavanya, I. Nirmala and S. S. Caroline, "Unpredictable Forest Algorithm for the Prediction of Diabetes," 2019 IEEE International

Conference on System, Computation, Automation and Networking (ICSCAN), Pondicherry, India, 2019, pp. 1-5, doi: 10.1109/ICSCAN.2019.8878802. Merchandise workability based on self-configuration is provided so that accomplishments of activities and Automations can be acknowledged. The system is associated with different types of automation techniques that are required when the business depends on the Global scale is needed to be organized. System also provides multiple references of organization which will be associated so that remained understanding with the business term can be generated. The system provides detailed resistances of setup which will include the requirements of user in Corporation and other perception of the reusability component usage. System can be divided into multiple types of references it is also incorporated with multiple types of examples. All the examples that have been provided will help the users to redirect to work and even it will be used for reusable considerations. Multiple types of tool incorporation supported so for example if any type of related Research and planning references are required to be undertaken for better decision making, the system can be utilized as different source of information references. The information references that are provided is in such a way that all types of conditional work support with customization is included because multiple client will be used in the appliances that are included within the service platform. The system is also based on calculations that will be done with multi references of algorithms has whenever the related plan perception for undertaken for the complex workability is it is needed that variations of cost analysis references are required to be generated. The system provides manual calculation that will be included and even if required the system provides the considerable help by providing the incorporated structuring formations of the calculations. Complex price references are also included within the system where in automated format based on the scenario and references of mathematics that are included the system generates multiple types of complex price perceptions for the services. It service perceptions based on catalogues can also be generated in automated format with the help of the system where the conditional variations will be provided head according to the reference that has been passed the related catalogues will be generated. The system also provides automated working based on quotation system which is needed when multiple customers on the Global association are required to be acknowledged. All types of work considerations that will be done within the system will be based on multiple help references so any type of considerable activity which will be supported by the administrator will be added on to the working page and relative references will be detailed. All types of work information will be provided in different formats of Information and this information can be referenced according to the considerations in detail also. Multiple types of Optimization references are also supported as it is needed that the system should work in a dynamic format where the considerations can be

established as needed. The system also Associates different types of data provisions for the security and access because the Global identity will be also acknowledged and even the reference of employees will be divided into multiple stages. All the related accomplishment of the work can be tracked properly with the help of inbuilt reports which again supports the customization and filters... Multiple types of reports that are included can be directly accessed by the administrator and in accordance to which the required data can be generated. [5]

### 3. SYSTEM ARCHITECTURE



**Fig 1: Overview of the Decision Support System (DSS) architecture emerging from the SB-SVM approach.**

For each understanding the date of part choice and how much its event are addressed as well. This perspective expects a critical significance since it licenses to follow up the patient's clinical history even in the time space.

### 4. SYSTEM ANALYSIS

#### EXISTING SYSTEM

There was existing work which proposed the arrangement of a Sparse SVM while tending to the irregularity dataset issue in various space going from clinical information to picture classification. Uniquely in contrast to we actuated sparsely by applying the most un-outright shrinkage and choice administrator (LASSO), while the creators in utilized the easily cut outright

deviation (SCAD) punishment. Both regularizes are individuals from the Lq punishment capabilities and they can be embraced to naturally and all the while select factors holding the most pertinent elements. Despite the fact that LASSO and SCAD reveal the sparsely and coherence properties, the SCAD results likewise in an impartiality assessor. Nonetheless, our decision is spurred by the characteristic of LASSO to perform better when the clamor level of the elements space (i.e., EHR information) is exceptionally high. Also, in the creators manage the lopsided setting by presenting a versatile corresponding load inside the goal capability.

### PROPOSED SYSTEM

This setting gives more significance to the minority class and, as result; the generally speaking depicted gets the less weight. Truly, we have proposed to change quite far without changing the SVM objective limit. Getting diverted the work proposed in, our way of thinking manages the lopsided setting changing straightforwardly the choice edge of the gathered back likelihood while controlling the confirmed positive/negative rate (full scale review). Since under Bayesian choice hypothesis our methodology would be the ideal technique its ardent quality relies on the assessed back likelihood. Then again, the way of thinking proposed in looks like the expense delicate SVM proposed in. Especially as opposed to the standard SVM, the creators in dealt with the conflicting setting by rebuking undeniably each class.

### OBJECTIVE

The approach proposed in resembles the cost sensitive SVM proposed in. Exceptionally rather than the standard SVM, the makers in managed the lopsided setting by rebuffing particularly each class. Our system prompts a most interpretable technique to oversee unbalanced classes, while surveying the back probability of the expected classes.

The enduring nature of our strategy is similarly certified by the state of the art assessment acted in Section V, which uncovers a more essential judicious accuracy of the SB-SVM with a lower estimation effort.

### PROJECT DESCRIPTION

Your pancreas makes some insulin (yet generally insufficient), or potentially the body doesn't answer typically to the insulin your body makes (at times alluded to as 'insulin resistance') Some individuals with type 2 diabetes can handle it with diet and exercise; numerous others need diabetes drug, and some need insulin. Most normal type of diabetes: Blood glucose

## 6. EXPERIMENTAL RESULTS

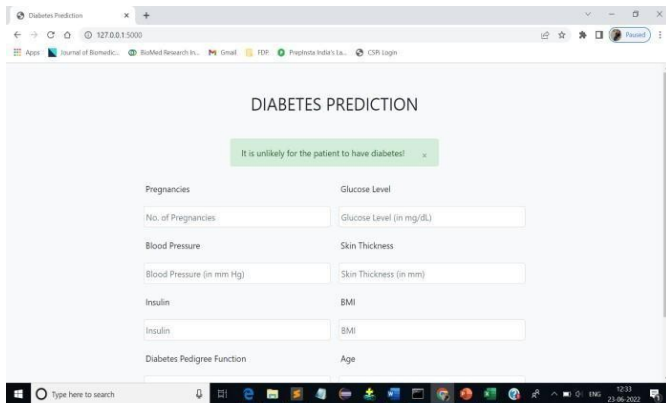


Figure:2 Test Case result -01

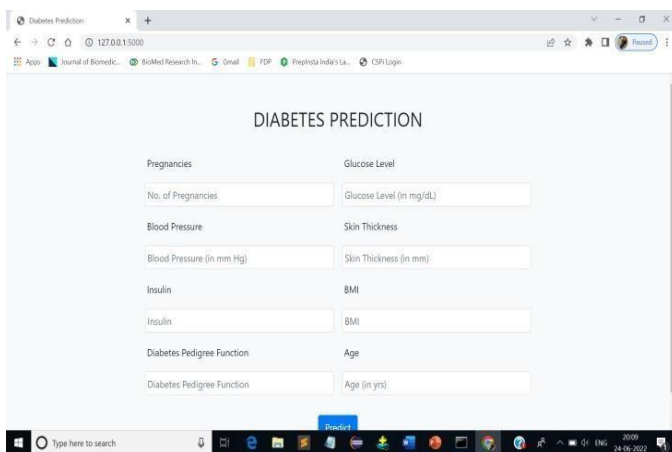


Figure:3 Test Case result -02

levels are higher than ordinary however not sufficiently high for a conclusion of diabetes Having pre-diabetes puts you at expanded risk for creating type 2 diabetes Type 2 diabetes can frequently be forestalled or deferred by making changes to your eating routine, getting in shape, and expanding actual activity.

### 5 PROBLEM STATEMENT

There was existing work which proposed the game plan of a Sparse SVM while keeping an eye on the lopsidedness dataset issue in different space going from clinical data to picture request. Particularly as opposed to we impelled sparsity by applying the most un-outright shrinkage and determination administrator (LASSO), while the creators in utilized the easily cut outright deviation (SCAD) punishment. Both regularizes are individuals from the L q punishment capabilities and they can be embraced to naturally and at the same time select factors holding the most important highlights.

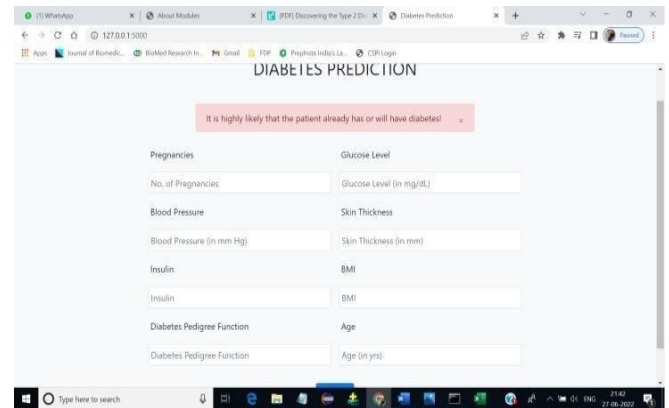


Figure:4 Test case Result -03

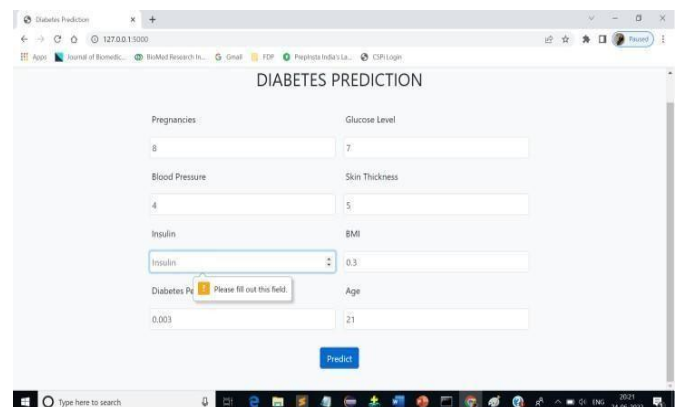


Figure:5 Test case Result-04

## 7. Conclusion

The diagnosis of T2D at a beginning phase addresses a critical open door to forestall or significantly deferring obliterating diabetes-related difficulties while lightening the medical care costs. The primary commitment of this work is the presentation of the ML technique, named SB- SVM, for finding T2D in a novel gathered EHR dataset (FIMMG dataset). We showed the unfaltering nature of the proposed approach concerning other ML and DL EHR based advances toward extensively used in the bleeding edge for handling this task. The proposed SB-SVM approach shows to be the best compromised between perceptive execution and computation time. The SB-SVM can supervise high layered data, by extending the model interpretability and finding the main components while dealing with the standard lopsided class scattering. In this present circumstance, the proposed estimation may be embedded in a DSS to help the specialist for finding and preventing T2D at a starting stage, offering an

adequate T2D integrated the leaders structure and patient's turn of events. The SB-SVM approach maybe helpfully summarized for multi-class issue and for backslide task. The multi-class issue can be put by joining different two-class SB-SVMs together to create a multiclass classifier. This step can be performed by using the one-versus-the-rest or the one-facing one strategies. We are correct now testing the presentation of the SB-SVM in other EHR datasets open in the composition, with a rising number of heterogeneous components and a bigger number of subjects.

### FUTURE ENHANCEMENT

Even though good scores are accomplished utilizing ML calculations, there can be an improvement. Adding more information assists the calculation with learning better. Hyper parameter advancement is one more strategy for tuning the hyper parameters to get the best exhibition on the informational index gave.

It very well may be executed utilizing the Scikit-learn AI library. The two renowned calculations which can be utilized are: Grid Search: In this technique, a pursuit space as a limited area of hyper parameter values is characterized then irregular focuses are examined inside the limit

Irregular Search: In this strategy, a hunt space as a limited space of hyper parameter values is characterized, and afterward arbitrary focuses are examined in the limited area.

Profound Learning calculations can be carried out to anticipate exact outcomes. Profound learning is a part of AI where brain networks calculations are enlivened by the human mind. Long-momentary memory (LSTM) can be carried out to foresee the stock cost. LSTM can learn request reliance in grouping expectation issues.

Counterfeit Neural Network (ANN) is likewise a very perceived technique for prescient money. ANNs are multi-facet completely associated brain nets. Convolution Neural Networks (CNN) are comprised of neurons with predispositions and learnable loads. CNNs, which are intended to plan picture information to a result variable, can assist with further developing expectations. What's in store possibilities incorporate structure a Machine learning web application in Python where the client can just info a stock dataset and get suitable result with the most elevated precision. The machine application ought to take in the dataset accurately and pick the calculation that gives the most minimal mistake rate. The expectations ought to get imprinted on the screen. The UI ought to be simple

and easy to understand for novices. The application can then be conveyed on servers like Heruko to see the model in real life.

### REFERENCES

- [1]. K. G. M. M. Alberti and P. Z. Zimmet, "Definition, diagnosis and classification of diabetes mellitus and its complications. Part 1: diagnosis and classification of diabetes mellitus provisional report of a WHO consultation." *Diabetic Medicine*, vol. 15, no. 7, pp. 539–553, 1998.
- [2]. International Diabetes Federation, *IDF Diabetes Atlas*, 8th end. Brussels, Belgium, 2017.
- [3]. WHO et al., *Global report on diabetes?* World Health Organization, 2016.
- [4]. Chaudhry, J. Wang, S. Wu, M. Maglione, W. Mojica, E. Roth, S. C. Morton, and P. Shekelle, "Systematic review: impact of health information technology on quality, efficiency, and costs of medical care," *Annals of Internal Medicine*, vol. 144, no. 10, pp. 742–752, 2006.
- [5]. R. Kaushal, K. G. Shojania, and D. W. Bates, "Effects of computerized physician order entry and clinical decision support systems on medication safety: a systematic review," *Archives of Internal Medicine*, vol. 163, no. 12, pp. 1409–1416, 2003.
- [6]. R. Amarasingham, L. Plantinga, M. Diener-West, D. J. Gaskin, and N. R. Power "Clinical information technologies and inpatient outcomes: a multiple hospital study," *Archives of Internal Medicine*, vol. 169, no. 2, pp. 108–114, 2009
- [7]. S. T. Parente and J. S. McCullough, "Health information technology and patient safety: evidence from panel data," *Health Affairs*, vol. 28, no. 2, pp. 357–360, 2009.
- [8]. Chen, T. Garrido, D. Chock, G. Okawa, and L. Liang, "The Kaiser Permanente Electronic Health Record: transforming and streamlining modalities of care," *Health affairs*, vol. 28, no. 2, pp. 323–333, 2009.

- [9]. D. Blumenthal, "Stimulating the adoption of health information technology," *New England Journal of Medicine*, vol. 360, no. 15, pp. 1477–1479, 2009.
- [10]. D. Blumenthal and M. Tavenner, "The "meaningful use" regulation for electronic health records," *New England Journal of Medicine*, vol. 2010, no. 363, pp. 501–504, 2010.