

Inspection of Certain RNN-ELM Algorithms for Societal Applications

M.Amutha Prabakar¹, K.Bharadwaj², S.Revanth Reddy³, P.G.S Koushik⁴, K.Vivek Naga Teja⁵

¹ Associate Professor, Dept. of Computer Science and Engineering, vellore institute of technology, vellore, Tamil nadu.

^{2,3,4,5} Btech student, CSE, vellore institute of technology, vellore, Tamil nadu.

Abstract - In this examination, the close to home result of the watcher was broke down while they watch the film before genuine delivery is, during its review. Generally Functional Magnetic Resonance Imaging gadget was utilized to survey human cerebrum movement however ended up being Non attainable and expensive, so EEG sensors were utilized to screen and record the working of the mind of workers for additional examination. We proposed a model to utilize the gathered information through EEG sensors were broke down utilizing counterfeit brain network which was utilized to find high and low of various mind waves planning to the feelings portrayed in each scene of the film. A crossover Recurrent Neural Network (RNN) Extreme Learning Machine (ELM) structure for wrongdoing area of interest order is proposed. The RNN removed the vital elements from the information and took in the example utilizing Long Short-Term Memory (LSTM) design. ELM was applied toward the finish of the layers for our characterization issue. The dataset under study was assessed by the proposed mixture RNNELM which didn't utilize the backpropagation procedure. Execution measures, for example, exactness, accuracy and review were determined to approve our proposed model. Our proposed model brought about giving help to film producers who could concentrate on the beat of crowd before the genuine delivery and could consolidate changes if essential.

Key Words: RNN, ELM, LSTM, Accuracy

1. INTRODUCTION

Criminology studies focuses on identifying patterns in crime and also in predicting the occurrence of crime. Crime is known to have patterns spatially at various levels of aggregation. Crime is either planned or opportunistic and does not happen at random [1]. The study about the awareness space of potential offenders can lead to identification of various patterns that can help in preventing the occurrence of the crime. Two main questions that are to be answered are: how to prevent the occurrence of crime and where the crime will possibly occur. Studies reveal that if we want to anticipate where a crime will happen, then we need to look into the location where that crime has already occurred. This theory is called as repeat-victimization or near-repeat victimization. Crimes such as residential burglary, theft, chain-snatching, etc. fall under the category of repeat-crimes which leads to

repeat-victimization [2]. In these types of crimes, we can see an underlying pattern or a unique signature, understanding which can help in reducing the crime. Some of the reasons for this type of crimes can be: the vulnerable location, lack of infrastructure like improper street lights, chaotic lifestyles in the location such as highly crowded area, etc. Repeat victimizations can be determined by using probability distribution functions to find out the time interval between the offences. Each time a crime occurs, the repeat victimization can also be modelled as a series of events with changing likelihood values. Lately, researchers show significant interest in analysis of crime hotspots by exploiting the space and time of occurrence of crime known as the spatio-temporal analysis. In most of the hotspot analysis available in literatures, space and time are treated as two separate entities. This increases the chance of missing out on some of the important statistics pertaining to crime analysis. Exploring the spatio-temporal signatures, the regularities present in the repeat-crimes can be studied comprehensively [3]. Information examination in medication has for long been the region of analysts, yet clinical information are coming to past the simply quantitative to take more complicated structures, for example, for example, printed data in EHR, pictures in numerous modalities, all alone or blended in with different sorts of signs, or diagrams depicting biochemical pathways or biomarker connections [4]. Past the more old style factual methodologies, man-made consciousness (AI) and, more specifically, AI (ML) are drawing in much interest for the examination of clinical information, regardless of whether ostensibly with a moderately low effect yet on clinical practice. It was at that point a question of scholastic conversation very nearly quite a while back [5]). This portrayal is generally important to enormous IT organizations however accurately mirrors the ebb and flow cycle. Regardless, this implies that AI frameworks and items are arriving at the general public overall, and, hence, that cultural issues connected with the utilization of AI overall and ML specifically ought not be disregarded anymore and surely not in the medication and medical care spaces.

2. SOCIETAL ISSUES OF AI AND ML APPLICATION

Once more, any utilization of AI and ML in real clinical practice will undoubtedly create conversation about its

legitimate limits and suggestions. A relevant model is the new execution. This order commands a right to clarification of all choices made via "computerized or misleadingly shrewd algorithmic frameworks" [6]. As per The right is to clarification suggests that the "information regulator" lawfully will undoubtedly furnish mentioning residents with "significant data about the rationale in question, as well as the importance and the imagined outcomes of such handling for the information subject" [7]. The ramifications of GDPR for the utilization of AI and ML in medication and medical services are not too hard to even consider appreciating. Any AI-or ML-based clinical choice emotionally supportive network whose reason it is to help the clinical specialists in their dynamic will be unequivocally giving a (semi)automated choice on a person. The information regulator for this situation will be the clinical master (from attendants to experts [8]) and the establishment this master has a place with. A clinical master or any medical care framework representative utilizing these innovations should have the option to decipher how they arrived at explicit choices and should have the option to clear up those choices for any human impacted by them. It is idea to predict crime using mobile data and demographic data. While the previous research works focused on using historical background knowledge or profiling the offenders, the authors suggested the use of aggregated and anonymized human behavioral data. Since the usage of mobile phones has been increased over the last few decades, using the mobile data becomes a great source for tracing human behavioral data. The core idea proposed in the research works were as follows. 1. Predicting crime hotspots in European metropolis by using the aggregated and anonymized mobile data combined with demographics. 2. Comprehensive analysis of proposed model used in predicting the crime occurrence and comparison with state-of-art methods. 3. Finally, discussions on practical and theoretical implications of this proposed method were discussed. Spatio temporal analysis helps to identify a place to be either crime free or crime specific in nature based on the location and time. Both location and time are considered parallel because for example, a place can be a hotspot at early morning, whereas the same place can be a crime-free area in the evenings. We can also identify each of the place as a warm spot or hot spot or cold spot based on identifying the necessary regions in the given time interval. If a place is identified as a warm spot, the probable prediction of occurrence of the repeat crime occurring there is higher as compared to place that is identified as a cold spot. When comparing between a warm and hotspot we also identify that the crime rate at one spot that is warm may increase into a hotspot thereby increasing the rate of repeat crime or even slide onto a cold spot due to policing activities and other security parameters depending upon the geographic intensities prevalent in that spot [9, 10].

3. RELATED WORK

ELM is arising to be perhaps of the most conspicuous technique in AI. It was first figured out as a solitary layer feed forward brain organizations. The secret hub boundaries in ELM are haphazardly created proceeding acquire the preparation information [10]. The ELM which was utilized essentially in light of the lesser preparation mistake and preferred speculation execution over the Backpropagation calculation is present. A typical neural network is generally slow because of the gradient descent based algorithms which are used to prepare the brain organizations and boundaries are iteratively tuned by the calculations. Least preparation mistake, least standard of loads and quicker preparing process makes the ELM models more believable. The ELM was proposed to have random training weights and random biases. This was because of the fact that traditional neural networks require parameter tuning that created dependencies on the parameters which makes it slow. ELMs were designed not to use backpropagation algorithm due to several reasons. Few of the reasons were if the learning rate in a backpropagation algorithm was very small, the algorithm converged very slowly. If the learning rate was very large, then the algorithm completely diverged [11]. An insight to ELM was proposed [12] which answered two major questions. Without tuning the neurons, weights and biases, is it possible to obtain a good performance? Is there a unified framework available for feed forward neural networks and feature space selection? This research work focused on providing insights to how ELMs can deal with irregular neurons, arbitrary highlights and pieces. It was demonstrated that ELMs will more often than not beat SVM utilizing similar bits. In ref. [13] investigated the application of adaptive ELMs for time series prediction. This work comprised of testing the adaptively of ensemble models on a non-stationary time series problem. A common assumption when handling time series problems is that the data generated by underlying process is stationary and identically distributed. However, in most of the practical applications, it is not the case. ELMs with varying complexity were generated and trained on the data. The individual ELMs were combined to form the ensembles. Two experiments were conducted with this adaptive ELMs one for stationary time series and another one for a non-stationary time series. In both the methods, the results that were achieved were comparable with the other best methods that existed. It is presented a method by which ELM can be used for missing value imputations. Gaussian Mixture model was developed which was designed to handle the missing values whereas ELM was used to devise multiple imputation strategy in order to obtain the final estimates. The ultimate aim for implementing any machine learning algorithm is the accurate prediction or forecast of the future values. But there are chances that the available data might contain missing values. The first

step should be to clean the missing values which can be done by imputing the missing values with statistical measures of central tendency such as mean, median or mode whichever is applicable [14]. The approach proposed in this method, however, made use of GMM on a dataset that had missing values. New datasets were generated using the GMM deployed in the previous step and then ELMs were built on each of the generated dataset. Finally, all ELMs were combined to provide the final estimate. Few adjustments were given to the GMMs in order to tackle the missing values. Multiple imputations caused an increase in the overall computational time. However, a trade-off was obtained by deploying ELM since they substantially reduce the training time [15].

4. PROPOSED METHODOLOGY

Crime occurrences are well planned based on the environmental factors such as improper infrastructure such as poor street lighting, deserted streets, etc. Recent studies suggested that crime hotspots are the tools that provide strong insights on exposing the areas that are vulnerable to crime occurrence. Erstwhile research established that the crimes cluster over space and time (Johnson et al. 2007). But how the crimes vary concurrently has not been studied comprehensively. In this proposed work, both the space and time are taken concurrently and the pattern of crime is studied. Creating a hotspot for the crime regions can lead to a cognizance for the police. Spatio temporal analysis can also help the police in increasing the patrol in certain areas where crimes can be determined to occur at a specific time period or can remove the patrol from few areas which are not vulnerable at specific instances of time. From the Philadelphia's crime data, top 15 locations where the repeat crimes are more are filtered and a graph is plotted. We depict our crossover engineering of RNN-ELM model. ELM is a solitary layer feed forward (FF) brain network which can be seen in Fig. 1. The ELM incorporates an information layer, a secret layer with 'n' neurons and a result layer. For N unmistakable perceptions of (xi,yi), where xi are the n in the info layer and yi are the n in the result layers, the typical ELM can be characterized as:

$$\sum_{i=1}^n \beta_i g_i(x_j) = \sum_{i=1}^n \beta_i g(w_i * x_j + b_i) = y_j \tag{1}$$

Where j=1,2...N, wi addresses the loads related with input n and the ith stowed away n, Bi are the loads interfacing the i th stowed away neurons and the result layer, bi's are the inclination vector

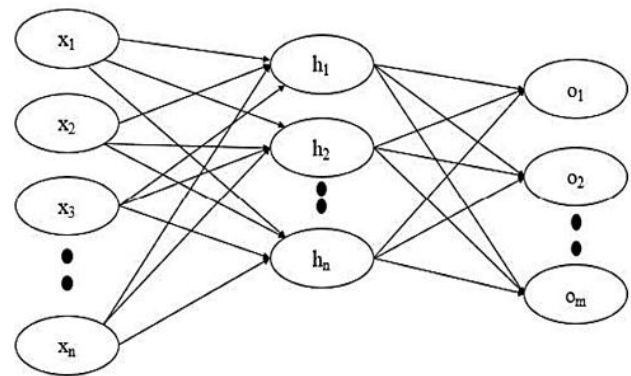


Fig. 1: Single layer FF NN (ELM Construction)

The loads and predisposition are arbitrarily created for the ELM. A conventional type of Equ. (1) can be composed as displayed in Equ. (2).

$$H\beta = Y \tag{2}$$

With the arbitrarily relegated values to the weight vector wi and predisposition bi, the result vector H is resolved utilizing Equ. (3).

$$H = \begin{pmatrix} f(w_1x_1 + b_1) & \dots & f(w_Nx_1 + b_N) \\ \vdots & \ddots & \vdots \\ f(w_1x_M + b_1) & \dots & f(w_Nx_M + b_N) \end{pmatrix} \tag{3}$$

4.1 Algorithm for ELM

Start Given a preparation set (xi, yi), an enactment capability f and number of stowed away hubs N Step 1: Randomly dole out input loads wi and predispositions bi, I [1, N]; Step 2: Calculate the secret layer yield lattice H Step 3: Calculate yield weight grid B = H'Y End ELM is generally utilized in relapse and characterization issues. In our utilization case, ELM is utilized for multiclass characterization. Our half and half engineering includes Recurrent Neural Network with LSTM which can extricate pertinent highlights, store and recollect the transitional outcomes and ELM can be utilized for arranging the wrongdoing.

4.2 Design of RNN-ELM Architecture

The point of this examination work is to use the upsides of utilizing RNN and ELM. The information that is utilized for this debate is philosophers wrongdoing information. We appointed the three gatherings of bunches as areas of interest, cold spots and warm spots. Areas of interest are the locales wherein there are extremely horror rate, cold spots are those districts wherein the crime percentage has diminished because of expanded policing exercises and

warm spots are those districts where the crime percentage is expanding, neglecting to screen these areas could lead them to become areas of interest. Rehash violations can be displayed as a period series information since they are consecutive, i.e., there is high chance of a wrongdoing happening in the district where it had before happened (in ongoing past).

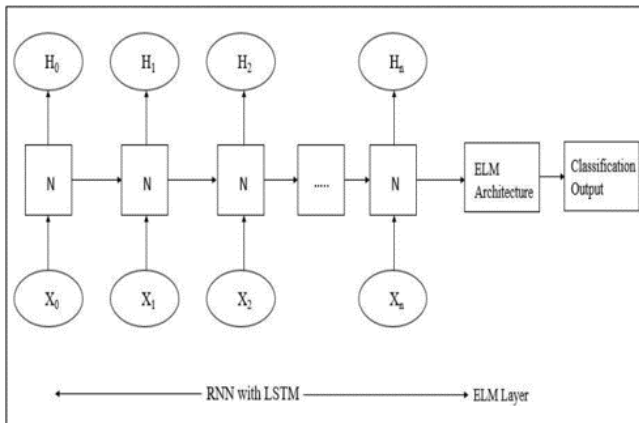


Fig. 2: RNN ELM Hybrid architecture

This sort of information requires an engineering which can store earlier data. For this prerequisite, RNN are the well suited design as they have LSTM which can store earlier data and give that to the progressive layers. Generally, a backpropagation system would be utilized, which feeds back the result to the information layer again to expand the precision. Our half and half design is displayed in the Fig. 2 underneath. We propose to involve ELM design in a various leveled manner in the wake of applying RNN for grouping issue and give a similar examination on how our RNN-ELM mixture and conventional RNN with BP observe for the information nether study.

5. SIMULATION RESULT

We trained the model using Keras library by specifying adam optimizer. Backpropagation algorithm is by default a part of Keras implementation of RNN. Cross entropy is used as the loss function and the metrics used is accuracy with 100 epochs. An epoch is the number of input objects for which one iteration of training occur. Different combinations of epochs were given such as 50,100 and 150. 100 epochs yielded the best accuracy of all others. Execution measures, for example, exactness, accuracy and review are determined for the test dataset. For the inferior piece of our investigation, we hold the prepared RNN model and the component determination. Rather than applying the BP, we employ the ELM at this crossroads to anticipate the evaluate for the test dataset. We compute a similar presentation measures like exactness, accuracy and review. The Table 1 represents the exhibition evaluate for our dataset.

Table -1: Performance Measure Values

	Accuracy	Precision	Recall
RNN with BP	97.34%	91.82%	83%
RNN with ELM	97.89%	95.78%	91.26%

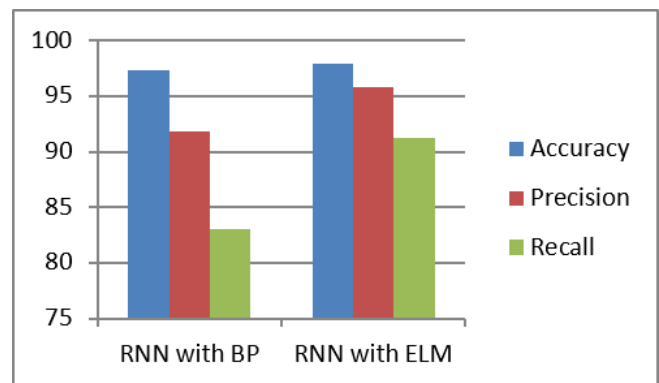


Fig. 3: Graphical Represent

One of the main reasons for this result is that the type of crime data is sequential. With these outputs from RNN, we can decide that if the area at a given time is a warm spot, more policing activities are to be provided so that we can try to reduce the number of repeat crimes occurring in that area. Similarly, if the area at a given time is a hotspot, suitable measures are to be taken to reduce the criminal activity.

6. CONCLUSION

The point of this work is to use the RNN-ELM engineering and to dissect the impact of this half breed technique on the presentation measures. The wrongdoing characterization is an extremely difficult undertaking and area of interest investigation has previously become one of the fascinating examination subjects among specialists across the globe. RNN with LSTM network gives the element extraction and furthermore supports arrangement. Nonetheless, we present the ELM engineering eventually to add one more layer of arrangement. Though not much change in accuracy, eliminates much of false positives as well as false negatives which showed an increase in the precision and recall value. Although the traditional hotspot analysis cannot be ruled out completely, the analysis carried out in this study uses both the space and time factor concurrently which gives a more efficient solution to the crime trends. The inclusions of deep learning methods add to the robustness of the system as the results that are predicted are more accurate and precise. The results of this analysis provide a progressive step to understand the effect of residential burglaries.

REFERENCES

1. Chen, M., Mao, S., & Liu, Y. (2014). Big data: A survey. *Mobile networks and applications*, 19(2), 171-209.
2. Bacciu D, Lisboa PJ, Martín JD, Stoean R, Vellido A: Bioinformatics and medicine in the era of deep learning; in *Proceedings of the European Symposium on Artificial Neural Networks, Computational Intelligence and Machine Learning (ESANN)*. Bruges, Belgium, i6doc.com, 2018, pp 345-354.
3. Flach, P. and Kull, M., 2015. Precision-recall-gain curves: PR analysis done right. In *Advances in neural information processing systems* (pp. 838-846).
4. Cabitza F, Rasoini R, Gensini GF: Unintended consequences of machine learning in medicine. *JAMA* 2017; 318: 517-518.
5. Chen, Y.L, Tang,K, Shen R.J and Hu, Y.H 2005. Market Basket Analysis in a multiple store environment. *Decision Support Systems*, 40(2). Pp 339-354.
6. Vellido A, Martín-Guerrero JD, Lisboa PJG: Making machine learning models interpretable; in: *Proceedings of the European Symposium on Artificial Neural Networks, Computational Intelligence and Machine Learning (ESANN 2012)*. Bruges, Belgium, i6doc.com, 2012, pp 163-172.
7. Mamoshina P, Vieira A, Putin E, Zhavoronkov A: Applications of deep learning in biomedicine. *Mol Pharm* 2016; 13: 1445-1454.
8. Fernández-Alemán JL, Señor IC, Lozoya PÁO, Toval A: Security and privacy in electronic health records: a systematic literature review. *J Biomed Inform* 2013; 46: 541-562.
9. Zhang, Y, Wang, Y, Zhou, G, Jin, J, Wang, B, Wang, X & Cichocki, A 2018, 'Multi-kernel extreme learning machine for EEG classification in brain-computer interfaces' *Expert Systems with Applications*, vol. 96, pp. 302-310.
10. Wu, Z & Wang, H 2016, 'Super-resolution reconstruction of SAR image based on non-local means denoising combined with BP neural network', arXiv preprint arXiv:1612.04755.
11. M. Bkassiny, Y. Li, and S. K. Jayaweera, "A survey on machine learning techniques in cognitive radios," *IEEE Communications Surveys & Tutorials*, vol. 15, no. 3, pp. 1136-1159, Oct. 2012.
12. S. Marsland, *Machine learning: an algorithmic perspective*. CRC press, 2015.
13. P. Harrington, "Machine Learning in action", Manning Publications Co., Shelter Island, New York, 2012.
14. Tayal, DK, Jain, A, Arora, S, Agarwal, S, Gupta, T & Tyagi, N 2015, 'Crime detection and criminal identification in India using data mining technique', *AI & society*, vol. 30, no. 1, pp. 117-127.
15. Sovilj, D, Eirola, E, Miche, Y, Björk, KM, Nian, R, Akusok, A & Lendasse, A 2016, 'Extreme learning machine for missing data using multiple imputations' *Neurocomputing*, vol. 174, pp. 220-231.