

SURVEYING AND DESIGNING OF WATER DISTRIBUTION

LINE AND ESR

Mr. PRAFUL KESHAO JADHAO, Mr. HEMANT DAHAKE

¹PG Student, Department of Civil Engineering
G H Raisoni university, Amravati 444-701, India

²Professor, Department of Civil Engineering
G H Raisoni university, Amravati 444-701, India

Abstract - Surveying is defined as the profession or work of examining and recording the area and features of a piece of land so as to construct a map, plan, or detailed description of it. The planning and design of all Civil Engineering projects such as construction of highways, bridges, tunnels, dams etc., are based upon surveying measurements.

The basic function of a water distribution system is to transport the water from the treatment facility to the customer. In addition, distribution systems may also provide storage, as well as provide flow and pressure adequate for fire protection and for that we have to do survey. With the help of the data, we get from surveying we can determine the diameter of pipe line, amount of power needed to supply the water and storage capacity of ESR (Elevated Surface Reservoir).

1. INTRODUCTION

Civil surveying is an engineering operation that involves assessing and recording details about an area of land. These observations can then be used to help plan construction projects. The knowledge of surveying is advantageous in many phases of engineering. Surveying is of vital importance in any engineering project. And survey plays a role to decide the capacity of ESR, with the help of this information we can design the structure on the software.

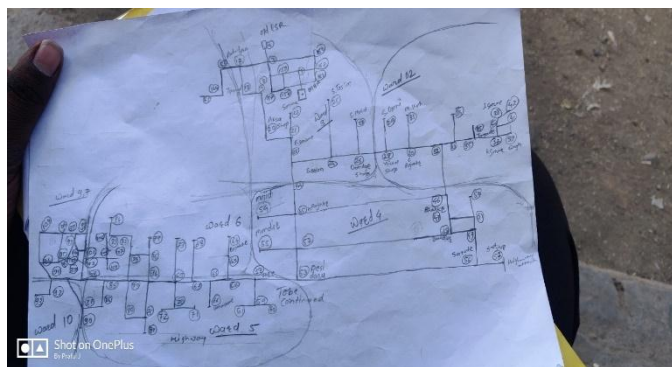


Figure 1.1 Survey Map



Figure 1.2 Water distribution network

1.1 Aim: - To design the water distribution line And E.S.R. with the help of the data acquired from survey.

1.2 Methodology: -

At first, we have to collect some information of the town/village, like the population, cattle count, schools and other facilities which requires water, because this information will be used to understand the water demand of town/village.

$$\text{Per capita water demand} = \frac{\text{Annual average water consumption of a community}}{\text{Population} \times 365}$$

- Proponents must provide the city with the expected average day, maximum day, and peak hour water demand for the proposed development.
- All assumptions must be explicitly stated and properly documented.
- Water demand calculations must be stamped and signed by a Professional Engineer licensed to practice in the Province of Manitoba.
- All units must be in metric; water flows must be in L/s.

1. With the help of levels, we can determine the ground projection and that will be also used to design the height of E.S.R will be placed.
2. Here we will take an example of ESR which can be designed with the help of STAAD-PRO.
3. Designing as follows: -

- If 1 person uses 100 lit. water per day,
There are 2000 people in the village.
- So, the water requirement is 2,00,000 lit. per day.
- We will design the ESR which has capacity of 2,00,000 lit.
- Volume of water tank = $\pi r^2 h = 3.14 \times 4 \times 4 \times 4 = 200.96 \text{ Cum}$

Where,

Radius of water tank = 4m

h = 4m.

1.3 Designing the structure of ESR on Staad-Pro software: -

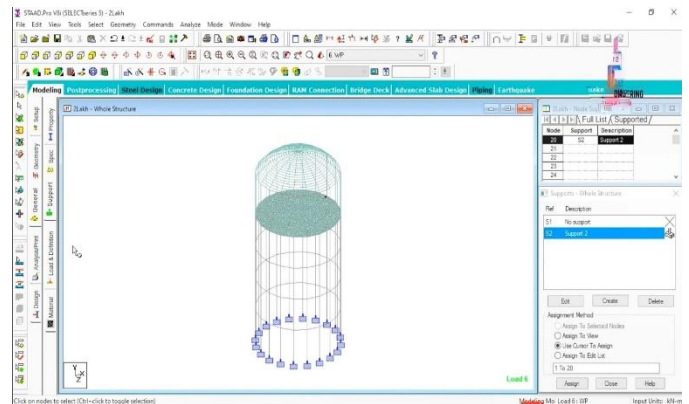


Fig. 1.3 Provide fixed support

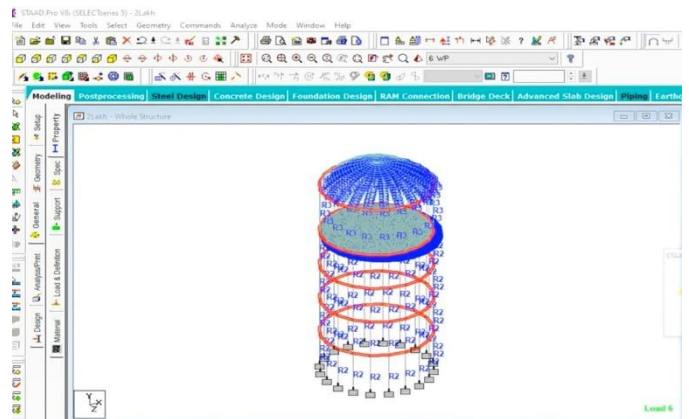


Fig. 1.4 Provide thickness to the members

1.4 Now we have to apply the load cases which will be acting on the structure. The number of loads is as follows:

- Dead load
- Hydrostatic load
- Seismic load
- Wind load

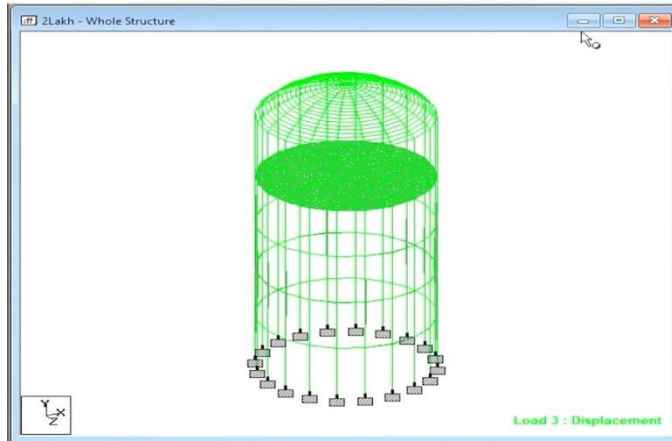
1.5 Now we will define the seismic load as per IS 1983 – 2002/2005, then wind load should be considered and the intensity can be provided.

1.6 Then we shall consider dead load, which are self-weight, member load and fluid load or water pressure.

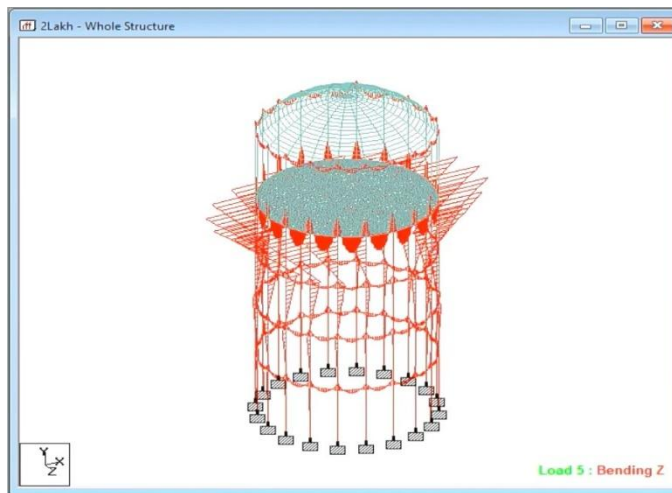
1.7 The water pressure will be acting on the plates of the structure so, we will provide minimum and maximum water pressure on it.

1.8 Providing minimum and maximum water pressure on it.

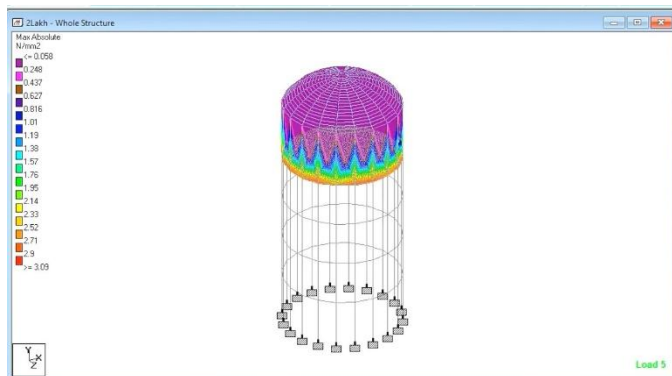
1.9 Deflection can be shown due to the wind load.



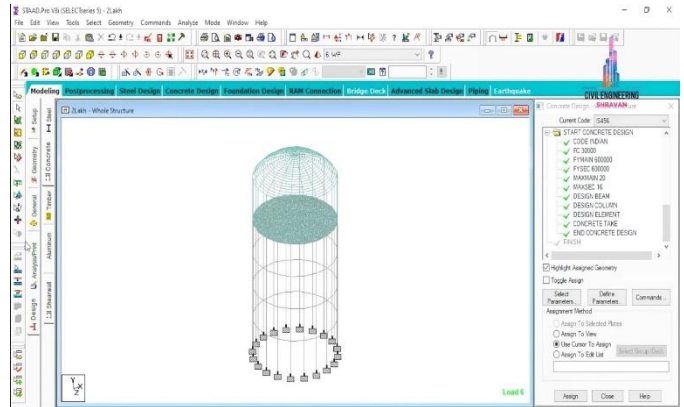
1.10 Bending moment diagram as well as shear force diagram.



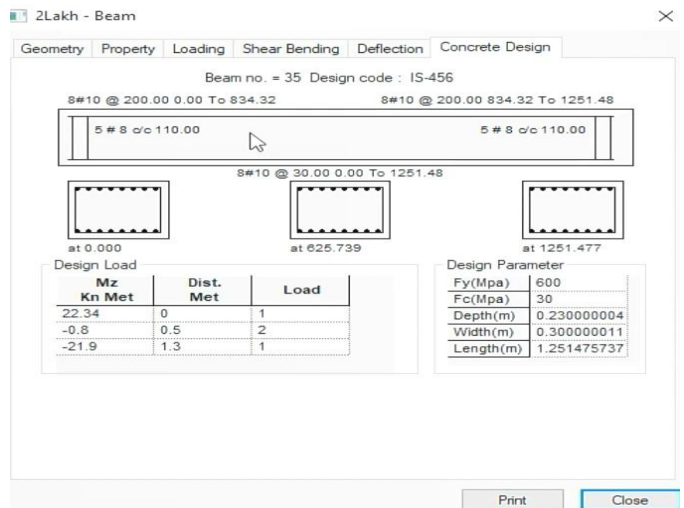
1.11 Absolute pressure for the tank in the presence of dead load.



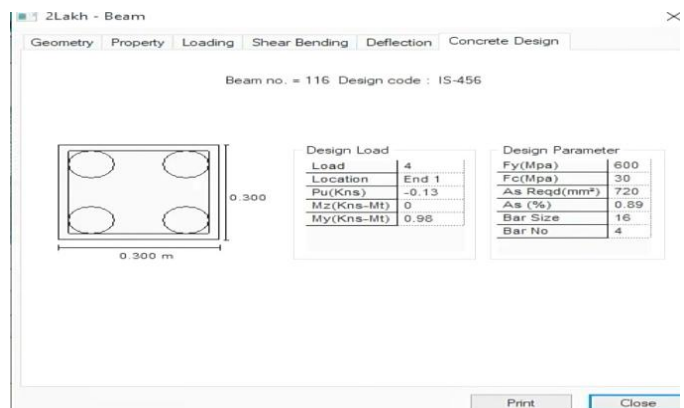
1.12 Design for the concrete model using IS 456.



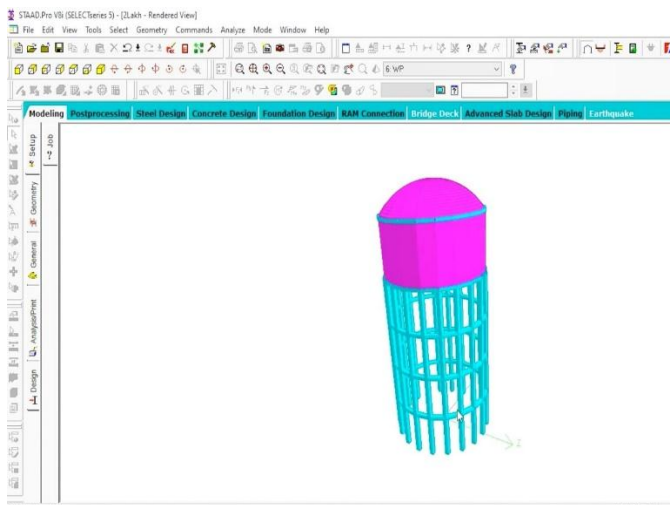
1.13 Concrete design of beam results.



1.14 Concrete design of column results.



1.15 The final rendered result of 2,00,00 lit capacity ESR.



1.16 Then we start taking levels of whole village with the nodding technique, which covers the path of distribution line

5. RESULTS

- With the help of the information, we have got from surveying and designing of water distribution line, we are able to design a structure of ESR (Elevated Surface Reservoir).
- Branch software is very dependable when it comes to design and calculate water distribution line and ESR respectively.
- And AutoCAD can show the results which was calculated by the Branch software.
- At last, by using all the information we can design the structure of ESR.

CONCLUSION

1) Surveying play's important role in designing of water distribution line and ESR, as well as AutoCAD, STAAD-Pro and BRANCH software provides successful designs and solutions.

REFERENCES

- 1) Saikia; et al. (30 Oct 2010). Surveying. PHI Learning. ISBN 8120339851.
- "William Gravatt". craig-telescope.co.uk. Retrieved 2012-05-31.
- "Drinking Water Distribution Systems". United States Environmental Protection Agency. Retrieved 20 October 2019.

- "City, S&WB Host Preview of New Water Towers at Carrollton Water Plant". City of New Orleans. 25 May 2017. Retrieved 20 October 2019.
- Drinking water distribution systems: assessing and reducing risks. National Academies Press. 2006. ISBN 978-0-309-10306-0. Retrieved 6 October 2019.
- "Water Distribution Networks CE370" (PDF). King Fahd University of Petroleum and Minerals. Retrieved 6 October 2019.
- Bhave, Pramod R.; Gupta, Rajesh (2006). Analysis of water distribution networks. Alpha Science International. p. 4. ISBN 9781842653593.
- Organization, World Health (2014). Water safety in distribution systems (PDF). ISBN 9789241548892. Retrieved 7 October 2019.
- "Water Distribution". Britannica Encyclopedia. Retrieved 6 October 2019.
- "Good old earthen pots, with a modern touch". Thehindu.com. 29 April 2014. Retrieved 8 September 2018.
- "Año Nuevo Water Tank". California State Parks. Retrieved 2019-07-12.
- S. K. Jangave et al., (2014). "STRUCTURAL ASSESSMENT OF CIRCULAR OVERHEAD WATER TANK BASED ON FRAME STAGING SUBJECTED TO SEISMIC LOADING". Research gate, July 2014.
- M N S R Madhuri, B Sri Harsha. "Design of Circular Water Tank by Using STAAD PRO Software". International Journal of Computer Science information and Engg., Technologies, Issue 6, Volume 1, Series 3, Issn 2277-4408.
- IS 1893 (Part 1):2002 Criteria for earthquake resistant design of structures.
- IS: 1893(Part II) (2005) Draft Criteria for Earthquake Resistant Design of Structure (Liquid Retaining Tanks), in this draft two mass modal is illustrate for analysis of liquid storage tank.
- IS: 456-2000 plain and reinforced concrete code of practice, in this code all design parameter for RCC design of different component of elevated water tank. SP 64 (S & T): 2001, "Explanatory Handbook on Indian Standard Code of Practice for Design Loads (other than earthquake) for Buildings and Structures (IS 875 Part 3-Wind Loads)", BIS, New Delhi.

16. Ayazhussain M.Jabar et al (2012) the Behavior of supporting system under different earthquake time history record with SAP 2000 software. International journal of advance engineering research and studies. April-June 2012 .
17. Krishna Rao et al (2015) seismic analysis of overhead circular water tank carried out in according to I.s.1893-1984 & 1893-2002 Part -2. International journal of research in engineering and technology. February 2015.
18. Urmila Ronald et al (2016) seismic Behavior of cylindrical liquid storage tank was carried out by performing dynamic response spectrum analysis using finite element method base software (ETABS) As per I.S 1893-2002. International research journal of engineering and technology. Volume 3 Issue 09 September 2015.
19. S.K. Jangave (2014) et al structural assessment of circular overhead water tank on frame staging subjected to seismic loading. International journal of technology and advance engineering. Volume 4, issue 6, june 2014.
20. By Pravin K. Malohtra (2010) In the theoretical background of simplified seismic design procedure for cylindrical ground supported tank. ETH Zurich research collection 2010.