

“Power in Rolling-A Review”

Devesh Kathar¹, Varad Burkule², Vishal Choundiye³

^{1,2,3}B.tech, Second year Student, Mechanical Engineering Department,
Deogiri institute of Engineering & Management Studies, Aurangabad-431001

Abstract - On the basis of classic rolling-theory, during manufacturing of rolling-based products and to develop a new rolling mill there is a problem of accurate calculation of power parameters of rolling. its necessary to calculate power parameters an improved calculation method for rolling pressure and load torque for proper production and development of new rolling mills. In this paper power and required torque formulas studied.

Key Words: Rolling Theory, rolling principles, terminologies, Torque, power.

1. INTRODUCTION

Rolling is the process of reducing or decreasing the thickness or changing the cross section of a long workpiece by compressive type of forces applied with help of set of rolls.

Power parameters of rolling mills classified according to the number of mill-stand rolls, which make the geometry of the deformation zone. Accordingly, these can be categorized by the type of roll groove and the roll transmission path.

The most common grooves are triangular-formed by three smooth rolls; rectangular-formed by four rolls; hexagonal-formed by six smooth rolls or three grooved rolls

To determining the power parameters, improvement of calculation methods will provide an opportunity to simulate or improve the rolling process.

The calculation of power and force parameters is applicable either for the build of new mills or at the extension of the rolled product range of the existing ones.

Over the past decades, there have been significant changes in the design of rollers and technological strategy for rolling, as well as in drafting ways.

Continuously growing market requirements for metal goods and products order about the need to expand the range of rolled assortment.

Now days, Modern stand design procedures are based on the gather experience of using various groove systems.

2. LITARETURE REVIEW

[1] P. O. Aiyedun¹, O. S. Igbudu Torque performs a totally great roll at some stage in rolling operation. Therefore, there's the want to limit them to be able to lessen each value and weight, which in the long run interprets into low strength dissipation and consumption. It became located that.

[2] Huang Changqing, Deng Hua the mounted version of rolling pressure calculation, primarily based totally at the traditional rolling concept and by using3 sub-fashions of the elastic flatten roll radius version, the pressure kingdom thing version and material deformation resistance version, became regressed primarily based totally on real manufacturing information and get excessive precision mathematical version.

[3] Mahdi Bagheripoor, Hosein Bisadi ,A mathematical version primarily based totally at the FE approach has been evolved to simulate warm rolling of business natural aluminum strips. The predominant innovation of this paintings is a precision evaluation of the roll pressure and torque and their fluctuations at some stage in the rollingtechnique. The results of fundamental technique parameters which includes rolling pace and strip discount are considered.

[4] V R Gasiyarov, A A Radionov Analytical dependence for rolling stress at some stage in rolling of sheet slabs thicker than 250 mm are given. When growing a brand-new approach, particularity of rolling mill expanded motion became considered. Angle of utility factor of rolling stress resultant pressure in rolling mill 5000 stand became decided experimentally.

[5] Voronin S.S., Maklakova E.A, to summarize this studies paper, it could be concluded that the direct utility of the simplified approach of instructional A.I. Tselikov is inadmissible at some stage in tough on warm plate mill 5000, as it offers miscalculations withinside the first passes to 38%. With the discount of the sheet thickness miscalculation is decreased to 2...6%.

[6] Elena Sorochan, Viktor Artiukh On the premise of two-dimensional FEM method and numerical recurrent answers of finite-differential kinds of the circumstance of static equilibrium of indifferent basic volumes, received by using

fragmentation of the strip alongside the rolling line and the evaluation of the location of plastic deformation, mathematical fashions have been evolved for stressed-deformed metallic kingdom at warm rolling of sheets, plates and strips, which made it feasible to improve dynamic fashions of drive's strains of the running stands.

[7] Marina N. Samodurova, Olga I. Karandaeva The authors accomplished a complicated of theoretical and experimental research of energy parameters for rolling generators with four-roll by skip stands. The received outcomes may be used because the preliminary information for improvement of latest assortments for rolled merchandise or withinside the layout of latest generators. The paper analyses the accuracy of figuring out the energy parameters through the recognized analytical dependences, giving tips for his or her utility in calculations.

[8] O.M. Ikumapayi, E.T. Akinlabi There are preferred and operational defects that arise in rolling. General defects are specially due to imperfections with inside the starting and give up merchandise of rolling. Operational defects are because of deformations and deflection of the rolls at some stage in rolling, which outcomes ultimately merchandise having defects. The gift article had focused on rolling operations as a metallic forming exercise in business production operation

4. What is rolling process?

Rolling is that the process of reducing the thickness or changing the cross section of an extended workpiece by compressive forces applied through a group of rolls. Rolling is that the most significant metal forming process. over 95% of ferrous and non-ferrous metals and alloys are processed to their usable shapes by rolling.

The Rolling Process consists of two opposing rollers and a metal squeezing in between them. the essential is that the thickness between the rollers should be but the Metal's (Ingot) Initial Thickness

In the rolling process, permanent deformation is achieved by subjecting the fabric to high compressive

5. Principles of rolling process

Rolling may be a process habit to shape essence into a small long subcaste bypassing it through a niche of two rolls rotating in multitudinous direct- ions (clockwise and anti-clockwise) The gap between the two breakers is meant to be lower than the consistence of the working piece of fabric to be formed. When the essence piece is put between the breakers, it experiences a force of disunion and compression from the breakers compressing it to be thin and elongated, or longer than its original length When the piece completes its way through the gap between breakers, it must

have lower thick- ness than the original bone with an increased length and range. This drop in consistence is mentioned draft and thus the increase in length and range is named an absolute extension and spread respectively the system of rolling could be a technical variety of metal forming for shaping large bulk material into further detailed parts and enormous length cross sectional accoutrements, as well. The differ- ent kinds of rolling process that results in increased functional per- formance and product inflow is bandied supported the various techniques. The rolling operation must conform to the work com- ponent figure being rolled, to confirm uniformity of the fabric and the change in property because of the distortion process.

3. TERMINOLOGIES OF ROLLING

1 - Ingot- it's the Starting Essence that is handed Input to the Rolling Process. The Rod could be a forging language, where essence is taken out from the cast with colorful defects.



Fig. Ingot

2-Bloom - it's the primary rolled product of Ingot, with a sampling area of relatively 230cm



Fig. Bloom

3-Billet- the wares is attained by farther rolling of Bloom, having a quarter of sampling lesser than 1600mm



Fig. Billet

4-Plate- it's the Mill product, with consistence over 6mm.



Fig. Plate

5-Strip- it's a Mill product with consistence but 6 mm, and range but 600mm.



Fig. Strip

6-Foil- it's a skinny strip, with a range of 300 mm, and a maximum consistence of 1.5mm.



Fig. Foil

6.Hot Rolling

Hot rolling is a metalworking process in which essence is hotted above the recrystallization temperature to plastically distort it in the working or rolling operation. This process is used to produce shapes with the asked geometrical confines and material parcels while maintaining the same volume of essence. The hot essence is passed between two rolls to flatten it, outstretch it, reduce the cross-sectional area and gain a invariant consistence. Hot- rolled sword is the most common product of the hot rolling process, and is extensively used in the essence assiduity either as an end product or as raw material for posterior operations.

The non- uniform original grain structure of substance consists of large columnar grains growing in the direction of solidification. This is generally brittle with weak grain boundaries and may contain scars analogous as loss depressions, porosity caused by feasts, and foreign material analogous as metallic oxides. Hot rolling breaks the grain structures and destroys the boundaries, giving rise to the conformation of new structures with strong boundaries having steady grain structures.

Starting Accoutrements similar as blooms or crossbeams at an elevated temperature inflow from the nonstop casting process directly into the rolling manufactories. In lower operations the accoutrements start at room temperature and must be hotted

either in a soaking hole, or by induction heating before being fed into the mill. Hot rolling improves

Toughness and strength, Ductility, Resistance to vibration and shock Formability, Weldability

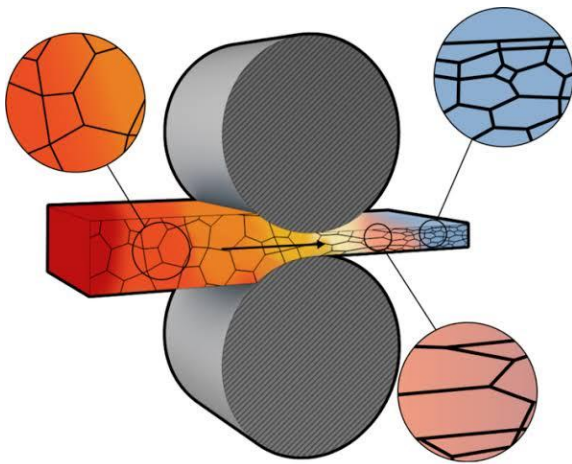


Fig. Hot Rolling

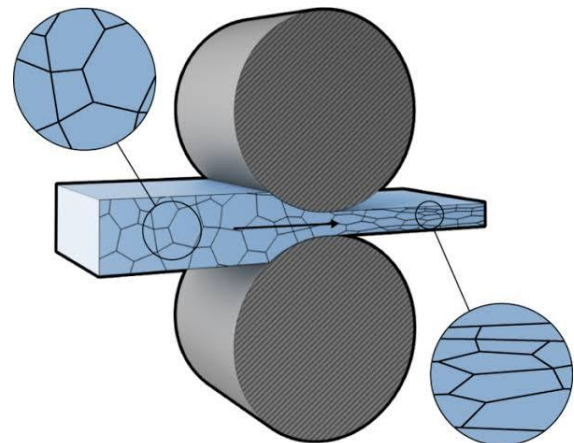


Fig. Cold Rolling

7. Cold Rolling

Cold rolling is a fashion where a substance strip or distance is passed between two combers and also squeezed and compressed. The position of strain present determines the parcels and hardness of the finished material. This process is considerably used for face finish and high- quality dimensional delicacy, which can help material damage and corrosion.

Cold rolling can increase a essence's hardness and strength by as high as 20%. This fashion also enhances the face finish of essence and promotes advanced tolerances. Typically, cold- rolled accoutrements are compressed during the process. Due to their lower confines, they've advanced strength compared to products that have been cluster mulled or hot rolled. Strips that are cold rolled are available in conditions similar as full hard, skin rolled and quarter hard.

Cold rolling of essence strip is a special member within the metalworking assiduity. The purpose of this process is to produce thinner essence strips with a good dimensional delicacy and a devoted face quality for a variety of operations.

During the cold rolling process, when the essence is put under mechanical stress, it causes a endless change to the liquid structure of the essence. This causes an increase in its strength and frequently improves erosion resistance. Along with perfecting its face finish, another advantage of cold rolling is better dimensional delicacy.

8. Rolling Materials

The introductory conditions for roll accoutrements are strength and resistance to wear. Common roll accoutrements are cast iron, cast sword, and forged sword; tungsten carbide is also used for small- periphery rolls, similar as the Working roll in the cluster shop. Forged- sword rolls, although more expensive than cast rolls, have advanced strength, stiffness, and durability than cast- iron rolls. For special operations, they also are polished. Rolls made for cold rolling shouldn't be used for hot rolling, because they may crack from thermal cycling (heat checking) and spelling (cracking or unloading of face layers). Recall also from earlier conversations that the elastic modulus of the roll influences roll Deviation and leveling. Note that the nethermost face of an aluminum libation can, for illustration, has what appear to be longitudinal scrapes on it. This is explained by the fact that the face is a replica of the face finish of the roll, which is produced by grinding. In this Way, the rolling direction of the original aluminum distance also can be determined fluently. Lubricants. Hot rolling of ferrous blends generally is carried out Without lubricants, although graphite may be used.

Essence like titanium, aluminum, and nickel blends, along with pristine sword can all be cold rolled. Though cold rolling essence similar as pristine sword coil increases the strength of the essence and its face finish, it does drop the rigidity. The same applies to essence line which has been cold drawn or rolled. still, once the essence is annealed, it's ready to be used in multiple ways.

Water- grounded results are used to cool the rolls and to break up the scale on the rolled material. Nonferrous blends are hot rolled with a variety of compounded canvases, mixes, and adipose acids. Cold rolling is carried out with water- answerable canvases or low- density lubricants, similar as mineral canvases, mixes, paraffin, and adipose canvases.

The power in rolling process is expended principally in four ways

- The energy needed to distort the material.
- The energy needed to control frictional force in bearings.
- The energy loose in power transmission system.
- The energy loose in the form of electrical losses in the motor.

9.Torque in Rolling

The torque is getting by integrating the frictional force multiply by roll radius of arc of contact

$$\text{Torque required for each roll} = \frac{1}{2} T_r = \int_0^a \mu p_x b \cdot R \cdot d\theta$$

Here T_r is the total rolling torque for both rolls. The T_r is determined as given below.

$$T_r = 2 \int_r^a b \mu p_{x(\text{lag})} R^2 d\theta - 2 \int_0^r b \mu p_{x(\text{lead})} R^2 d\theta$$

Negative sign after first term is because in leading zone metal goes faster than the roll so that it helps to roll the rollers the given equation leads complex equation.

For easy we considered that P_T is rolling load act at distance 'a' from center of rolls that distance called lever arm and 'L' is length of friction of contact

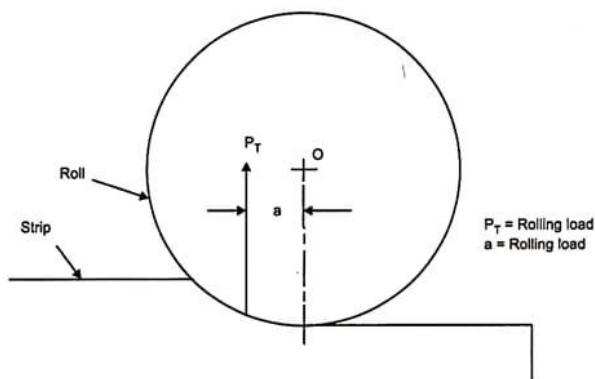


Fig. lever arm for rolling torque

The value of λ has been calculated by calculating torque by Equation for a huge range of rolling. For hot rolling λ changes between 0.49 to 0.45. Lower values are for higher reductions. For cold rolling, the value of λ changes between 0.36 to 0.45. if we make the correction for elastic deformation of rolls and the increase in contact length, accurate calculations can be got.

The torque in rolling can be also calculate by

$$T = 0.5 * F * L$$

Where,

T: Torque

F: Roll Force

L: Contact length

10.Power in Rolling

The torque in rolling process is multiplication of F and a.the power is required in rolling can be got by assuming the F is act at middle of arc of contact therefor $a=L/2$

Therefore, the total power (for two rolls) in S.I. unit

$$\text{Power (in KW)} = \frac{2\pi FLN}{60,000}$$

Where, F is in newtons

L in meters

N in Revolutions per minute of rolls

In traditional unit power can be expressed by

$$\text{Power (in hp)} = \frac{2\pi FLN}{33,000}$$

Where, F in pound an L in feet.

Reducing roll force

Roll forces can beget significant deviation and leveling of the rolls (as it does in a rubber tire). similar changes in turn will affect the rolling operation. Also, the columns of the roll stage (including the casing, chocks, and compartments) may redirect under high roll forces to such an extent that the roll gap can open up significantly. Accordingly, the rolls have to be set near than firstly calculated in order to compensate for this deviation and to gain the asked final consistence.

- Decreasing friction at roll workpiece intersection
- Using lower periphery rolls to reduce the contact area -
- Taking lower reductions- per- pass to reduce the contact area
- Rolling at raised temperatures to lower the strength of the material

CONCLUSION

Hence, in this review we have conclude basic of rolling and its working principal base on rolling theory and its types with introduction an also define the rolling torque with its diagram and how power parameters decided. How to reduce

rolling force. With help of this review, we can gain introductory knowledge of rolling process.

REFERENCES

[1] P. O. Aiyedun, O. S. Igbudu, Simulation of Torque during Rod Rolling of HC SS316 at Low Strain Rate Using "Phantom-Roll" Method, Journal of Minerals & Materials Characterization & Engineering, Vol. 10, No.15,2011.

[2] Huang Changqing, Deng Hua, Research on rolling force model in hot-rolling process of aluminum alloys, Elsevier Ltd, 2011.

[3] Mahdi Bagheripoor, Hosein Bisadi, an investigation on the roll force and torque Fluctuations during hot strip rolling process, Production & Manufacturing Research,2014.

[4] V R Gasiyarov, A A Radionov, Method of load calculation of electrical drives of rolling mills during heavy plate manufacturing, IOP Conf. Series: Materials Science and Engineering,2014.

[5] Voronin S.S., Maklakova E.A, The determination of energy-power parameters of hot plate mill mechatronic system, Elsevier Ltd,2015.

[6] Elena Sorochan, Viktor Artiukh, Mathematical Model of Plates and Strips Rolling for Calculation of Energy Power Parameters and Dynamic Loads, MATEC Web of Conferences 73040097 , 04009, 2016.

[7] Marina N. Samodurova, Olga I. Karandaeva, Calculating Power Parameters of Rolling Mill Based On Model of Deformation Zone with Four-Roll Passes, Multidisciplinary Digital Publishing Institute,13 November 2020.

[8] O.M. Ikumapayi, E.T. Akinlabi, Rolling operation in metal forming: Process and principles – A brief Study, Elsevier Ltd,29 February 2020.

[9] A reference book of Manufacturing Engineering and technology, author- Serope Kalpakjain, Steven R. Schmid – Sixth edition

BIOGRAPHY



Devesh Kathar Pursuing the Bachelor of Technology Degree [Mechanical] From Deogiri Institute of Engineering and Management Studies, Aurangabad, Maharashtra, India.



Varad Burkule Pursuing the Bachelor of Technology Degree [Mechanical] From Deogiri Institute of Engineering and Management Studies, Aurangabad, Maharashtra, India.



Vishal Choundiye Pursuing the Bachelor of Technology Degree [Mechanical] From Deogiri Institute of Engineering and Management Studies, Aurangabad, Maharashtra, India.