

CNN MODEL FOR TRAFFIC SIGN RECOGNITION

S Arun Deepak¹, K Chethan Sai², G Ganga Prasad³, U Giridhar Reddy⁴, M Ganesh⁵

^{1,2,3,4,5}Dept. of Computer Science & Engineering

Abstract— Traffic sign acknowledgment framework (TSRS) is a critical part of canny transportation framework (ITS). Having the option to distinguish traffic signs precisely and successfully can work on the driving wellbeing. This paper presents a traffic sign acknowledgment strategy on the strength of profound learning, which mostly focuses on the location and order of roundabout signs. A picture, first and foremost, is pre-processed to feature significant data. Furthermore, Hough Transform is utilized for distinguishing what's more, finding regions. At long last, the distinguished street traffic signs are characterized in view of profound learning. In this article, a traffic sign discovery and distinguishing proof strategy because of the picture handling is proposed, which is joined with convolutional brain organization (CNN) to sort traffic signs. Because of its high acknowledgment rate, CNN can be utilized to acknowledge different PC vision errands. TensorFlow is utilized to carry out CNN. In the German informational collections, we can recognize the roundabout image with over 98.2% precision.

Keywords—traffic sign recognition, traffic sign detection, deep learning, convolutional neural network

I. INTRODUCTION

Traffic sign acknowledgment in wise driving frameworks for example, programmed driving and helped driving plays a significant job. Street sign acknowledgment techniques are separated two classifications: manual component strategies and profound learning techniques. Before, customary acknowledgment strategies required manual marking and component extraction, for example, explicit variety acknowledgment [10] and other element acknowledgment strategies, which significantly decreased the speed of framework activity. Manual marking not just expanded the responsibility, yet additionally the precision rate was hard to ensure. Fake element learning strategies by and large use SVM and arbitrary backwoods, however this technique isn't not difficult to perceive for pictures with obscured include limits [1].

Traffic signs have a few consistent qualities that can be utilized for location and arrangement, among them, variety also, shape are significant traits that can assist drivers with getting street data. The varieties utilized in rush hour gridlock signs in each nation are practically comparable, generally comprising of straightforward varieties (red, blue, yellow, and so forth) and fixed shapes (circles, triangles, square shapes, and so forth) the picture of traffic signs is frequently impacted by a few outside factors, like weather

patterns. Consequently, traffic-sign acknowledgment is a difficult subject and furthermore a significant subject in rush hour gridlock designing examination. In [3] and [4], an assortment of traffic-sign ID innovations have been created. In paper [5], a CNN in view of move of learning strategy is advanced. Profound CNN is prepared with huge informational collection, and afterward viable territorial convolutional brain organization (RCNN) discovery is gotten through a spot of standard traffic preparing models..

In paper [6], a multi-goal highlight mix network texture is concocted, which can concentrate on quite a large number helpful elements from modest - estimated objects, additionally the traffic sign recognition system is partitioned into spatial succession order and relapse assignments to acquire more data also, further develop the recognition execution. For reason for understand the ongoing of CNN identification with acknowledgment of traffic signs. In this paper, Hough Transform is utilized to recognize and pre-process the street traffic signs before perceived, which extraordinarily assists with working on the exactness and practicality.

This text fundamentally acknowledges traffic-sign discovery and ID through three sections: pre-handling, location what's more, order, and Fig.1 gives the traffic-indication acknowledgment framework process. In pre-handling stage, the static variety picture is improved, and afterward the variety space is changed. In the identification stage, street signs are divided based on shape what's more, variety data of the picture, then the roundabout street traffic signs are recognized with Hough Transform [7]. At this stage, a picture containing the area of interest is yield, and the area of traffic signs is found. In the acknowledgment and characterization stage, the extricated and sectioned traffic sign region is utilized as info, and the convolutional brain network [8] in profound learning is utilized to distinguish and group the recognized data.

II. PROPOSED SYSTEM

Lately, CNN has become one of the exploration areas of interest, which numerous researchers are dedicated to this field [6],[7], [8]. Subsequently, CNN has continuously turned into the most normal picture characterization model in PC vision. Generally, a total CNN incorporates three essential parts: convolutional layer, pooling-layer and completely associated layer. Convolutional layer is a significant piece of CNN. The convolution piece convolves the relating area of the picture with a predetermined step size and results a two

dimensional include map [9]. The picture creates from lowdimensional to high-layered, and afterward acquires high dimensional highlights of the picture. Contrasted and customary AI strategies, adding convolutional layers can consequently remove highlights at various levels in the picture, and has interpretation invariance to the information picture.

Furthermore, the convolution portion in the convolution layer is boundaries of the common, which enormously lessens the size of the boundaries. The pooling layer in the convolution interaction can diminish the picture aspect, hold the capacity of key data, and accelerate the organization preparing process. Normal pool techniques incorporate greatest pool, normal pool and arbitrary pool. Regardless of which pooling strategy is utilized, its fundamental object is to lessen the spatial element aspect, lessen the framework burden, and accelerate the network preparing speed. As the finish of the brain organization, there is typically, at least one completely associated layer. Its work is to be reached out to one-layered include map, utilize the separated high-layered include data to group the picture, and utilize the last completely associated layer as yield layer, and afterward network yields arrangement result. Also, the order initiation capacity can change over the component data of the picture into the (0, 1) span, which diminishes the PC execution consumed during the preparation interaction.

At identification stage, the essential mission is to remove the areas of interest from the picture and get ready for the arrangement stage. The variety and shape data of traffic signs are two huge data, each traffic sign has a particular tone and fixed shape, so this paper will investigate the discovery of traffic signs based on the two data of signs. Area of interest extraction in light of variety data is to extricate H what's more, S parts of the picture Transformed into HSV variety space. During the time spent division, tone plays a center job since it shows more invariance in the change of enlightenment conditions and variety immersion behind the scenes of features or shadows. The division chart in view of HSV space

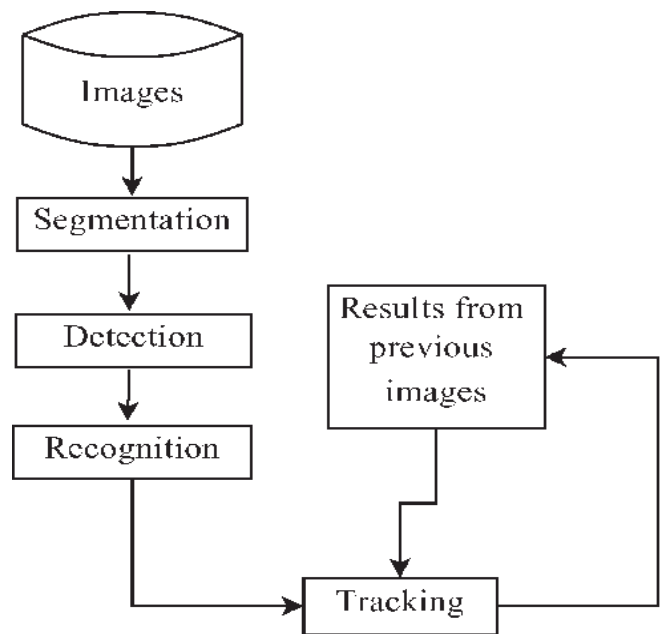


Fig.1. Block diagram of Traffic Sign Recognition

After division, there will be some commotion in the picture. To kill the excess impedance data, this paper utilizes the morphological activity in math to handle the picture later division. Picture morphology activity can work on picture information, keep the fundamental state of picture and dispense with superfluous design. The picture after variety space division in view of HSV utilizes the open activity, since there are some little impedance focuses in the picture after division. As referenced above, open activity can successfully eliminate these little items. So after the division of the picture to do erosion, after the development of the handling. As displayed in the figure beneath. After the opening activity in the morphology, the repetitive impedance data in the area can be actually eliminated in order to distinguish the trademark locale all the more precisely. Through morphological activity, the excess obstruction data in the district can be successfully eliminated, so that the trademark locale can be distinguished all the more precisely.

III.SYSTEM DESIGN

Model Analysis of an Image

The image of a traffic sign should be captured with the help of a good and effective camera. After capturing the image, There might be a hint of noise present in the image.

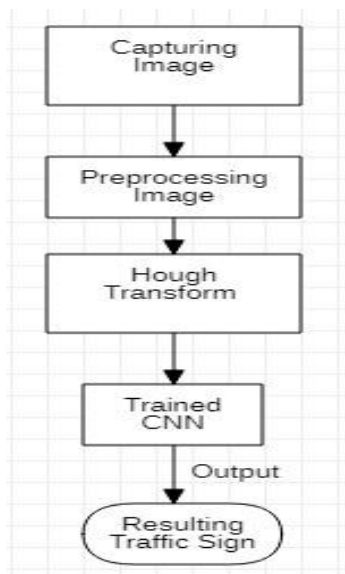


Fig.2. Content Diagram of Traffic Sign Recognition

To Remove that noise and disturbances, image should preprocess using several filters. At last, Hough Transform is fundamentally used to identify the position of roundabout signs. Hough Transform is based on the rule that edge pixels are associated with structure territorial shut limits by utilizing worldwide elements of pictures. Hough change understands the relating of picture to boundary space. By utilizing Hough, the worldwide location issue that isn't not difficult to settle can be changed into the neighborhood top location issue that is not difficult to settle, making the changed outcome simple to distinguish and perceive. Its benefit is that commotion and bend intermittence have moderately little impact.

ER/UML Diagram

The ER/UML diagrams provide a clear picture of how the work is going on.

Data Flow Diagram

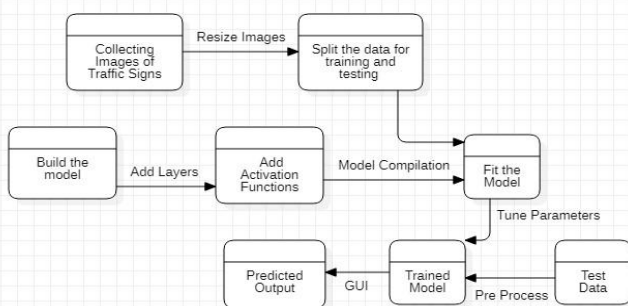


Fig.3. Data Flow Diagram of Traffic Sign Recognition

In this paper, CNN is utilized to characterize the distinguished signs what's more, a light-weight CNN classifier is planned. The lightweight CNN comprises of two convolutional layers, two pooling layers and two full association layers. In this text, the portion size of the convolution layer is set as 5x5, the amount of convolution part is set as 32, and the step size is set as 1. The amount of stowed away layer hubs in the principal convolution layer is 16, and in the subsequent convolution layer is 32. The size of highlight charts is 32x32 and 16x16 separately. The piece size of the pooling layer is 2x2, the secret hubs of the full association layer are 512 and 128, and the amount of stowed away hubs of the last result layer is 43. The starting worth of the learning rate can be chosen as a bigger worth to work on the preparing speed, or a more modest worth to enliven the pace of combination. The underlying worth of the learning rate in the text is set as 0.0001. To forestall the peculiarity of overfitting in the organization, the secret layer of the full association is Dropout (regularization) handling. During the preparation process, information of certain hubs is haphazardly disposed of to forestall over-fitting. Dropout set the hub information to 0 to dispose of some eigenvalues. This course of element extraction and grouping by CNN is shown in the Fig. 7.

Module Design and Organisation

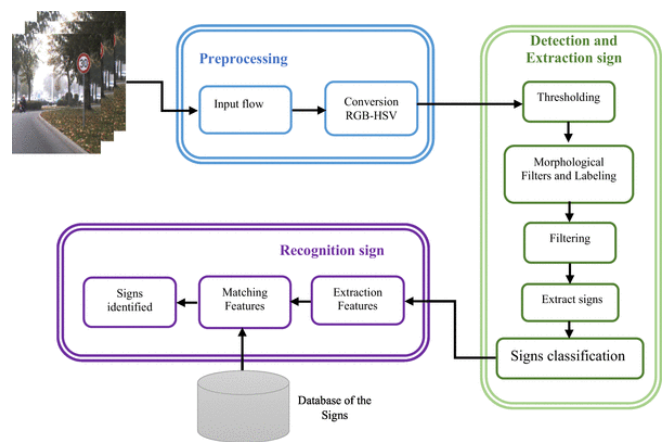


Fig.4. Flow Chart of Traffic Sign Recognition

The target neural network constructed in this paper is trained on the training set to verify the recognition accuracy of the network on the validation set. According to the results on the validation set, the training is continued on the training set. Finally, the accuracy of the network on the test set is tested.

A. Information Enhancement and Processing

Fig. 1 shows the appropriation of 43 classes GTSRB. The level direction is 43 classes, and the vertical coordinate is the quantity of every class. We can plainly see that the appropriation of the picture dataset is lopsided, which is not difficult to make the organization order certain classes

(more information) precisely, while for different classifications (less information) the order impact is

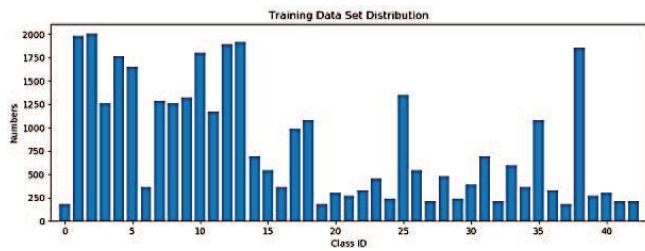


Fig.5. Dataset distribution

mistaken, So this paper utilizes information improvement strategies to grow the dataset. The speculation capacity of the organization and the order capacity of various shooting points are moved along.

IV. IMPLEMENTATION AND RESULTS

Calculation upgrade utilizes imgaug, imgaug is a AI library for handling pictures. There are different upgrade strategies, like revolution, obscure, grayscale, and so forth. Thusly, this paper utilizes imagaug to grow the GTSRB information and gap it into little clumps for network preparing, which not just further develops the speculation capacity of the organization, yet in addition decreases registering heap of PC.

Information increase is a normally utilized picture extension technique to further develop network speculation capacity. Along these lines, this paper utilizes information upgrade [5], [8] to perform half picture concealing on the preparation set, arbitrary editing and filling of indicated pixels, and half picture variety transformation to build the size of datasets and further develop viability.

We apply Dropout innovation to the development of the network. During the time spent forward proliferation, this technique haphazardly inactivates neurons with a certain likelihood P to lessen the size of boundaries, work on the speculation capacity of the model. Fig. 3 is a preceding and after graph.

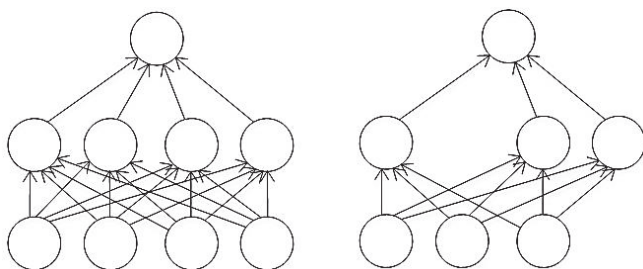


Fig.6. Before and after using Dropout

The left picture in the above picture isn't utilizing Dropout, the right picture is utilizing Dropout, it tends to be obviously seen that the intricacy of the organization structure subsequent to utilizing Dropout is diminished, which is useful to further develop the organization preparing productivity and speculation capacity.

2) Activation Function

This article doesn't utilize the normal ReLU work, be that as it may, the ELU work. This capacity consolidates the benefits of the ReLU and Soft-Max capacities. The articulation and figure of the capacity are as per the following,

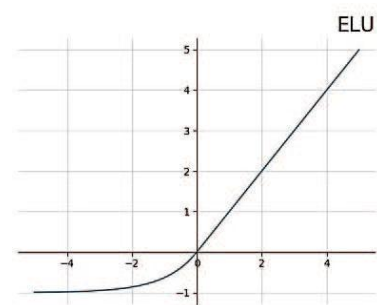


Fig. 7. ELU function.

t is a non-zero constant.

Where, is a non-zero constant. When $t > 0$, the output equals the input, which guarantees linear growth of the function. Therefore, the gradient disappearance problem can be alleviated like the ReLU function. The left side has soft saturation characteristics and is more robust to changes in the input image, which is not available in the ReLU function.

As shown in Fig. 7, here t is -1.

Implementation of Key Functions

- predict()
- train_test_split()
- length()
- DWT()
- Fit()
- to_categorical()
- Sequential()
- Compile()
- Predict_classes()
- subplot()
- plot()

VII. CONCLUSION

In this article, a traffic sign acknowledgment technique on account of profound learning is proposed, which mostly focuses on roundabout traffic signs. By

utilizing picture preprocessing, traffic sign location, acknowledgment and arrangement, this technique can actually distinguish and recognize traffic signs. Test result shows that the exactness of this strategy is 98.2%.

We propose a lightweight convolutional network appropriate for traffic sign acknowledgment grouping in this paper. The organization finishes the acknowledgment of traffic signs through basic convolution and pooling tasks, hypothetically ensures the estimation productivity of the calculation, and is checked on the GTSRB information. Another benefit of this organization is its handling time, which is quicker than the identification speed of current calculations, and it has a straightforward design major areas of strength for and. In future research, we consider perceiving traffic signs under serious climate and leading analyses on more benchmark datasets. Obviously, we likewise desire to apply this model to the identification of traffic signs.

VIII. REFERENCES

- [1] Chaiyakhan, K., Hirunyanakul, A., Chanklan, R., Kerdprasop, K. and Kerdprasop, N., 2015. Traffic Sign Classification using Support Vector Machine and Image Segmentation.
- [2] Aghdam, H.H., Heravi, E.J. and Puig, D., 2016. A practical approach for detection and classification of traffic signs using convolutional neural networks. *Robotics and autonomous systems*, 84, pp.97-112.
- [3] Bouti, A., Mahraz, M.A., Riffi, J. and Tairi, H., 2019. A robust system for road sign detection and classification using LeNet architecture based on convolutional neural network. *Soft Computing*, pp.1-13.
- [4] Stallkamp, J., Schlipsing, M., Salmen, J. and Igel, C., 2011, July. The German traffic sign recognition benchmark: a multi-class classification competition. In *The 2011 international joint conference on neural networks* (pp. 1453-1460). IEEE.
- [5] Jin, J., Fu, K. and Zhang, C., 2014. Traffic sign recognition with hinge loss trained convolutional neural networks. *IEEE Transactions on Intelligent Transportation Systems*, 15(5), pp.1991-2000.
- [6] Krizhevsky, A., Sutskever, I. and Hinton, G.E., 2012. Imagenet classification with deep convolutional neural networks. In *Advances in neural information processing systems* (pp. 1097-1105).