

“THE SEISMIC RESISTANCE OF THE DIFFERENT INFILL MATERIALS USED IN THE CONSTRUCTION OF THE RC STRUCTURES”

Nikita Uttam Pawar¹, Prof. Pote R.K.², Prof Kasliwal S.S³

^{1,2,3} Department of Civil Engineering, SND College of Engineering & Research Center Babhulgaon Tal-yeola Dist-Nashik

Abstract - Due to the distance constraint within the principal towns of the country, there's a brand new inclination of production of the excessive upward push constructing within the excessive seismicity areas. Reinforced concrete shape with infill masonry partitions have diverse blessings due to that it's miles extensively utilized in production exercise of the multi storied residential constructing in addition to in business homes. The fundamental essential characteristic of the infill partitions is filling the distance among RC structural elements. The gift examine examines the impact of the infill partitions at the linear dynamic overall performance of the excessive-upward push bolstered concrete constructing subjected to lateral seismic loads. The accurate modelling performs a essential position within the evaluation and layout of the shape subjected to gravity in addition to lateral loads, which have been initiated due to the earthquake. In traditional modeling, mass of the infill masonry is taken into consideration however its stiffness ignored. Because of this reason, many homes are suffered from destructive impact in beyond earthquakes. In gift examine, the parametric research is performed with unique infill substances like AAC block masonry, Red clay brick masonry and Fly ash brick masonry etc. and unique structural preparations like naked body, infill body for unique earthquake zones which include quarter III, IV and V. When shape is subjected to the earthquake infill acts as a compression strut, which converts the weight wearing mechanism from body movement to truss movement. In the existing examine infill impact brought with the assist of an equal diagonal approach in keeping with IS1893:2016. We have organized RC excessive upward push constructing fashions for the evaluation. In gift examine evaluation is done with reaction spectrum approach as in line with IS1893:2016 the usage of E-tabs software. Comparative and parametric examine is performed with the assist of storey shear, storey drift, storey displacement, and herbal time period.

Key Words: Masonry infill, AAC block, Red brick, Fly ash, Equivalent diagonal strut, response spectrum method.

I. INTRODUCTION

Due to the lateral load initiated from the Earthquake, the seismic reaction of the structural factors of the body in

addition to the non-structural issue of the constructing receives affected because of immoderate displacements purpose through the lateral load. RC body systems with infill masonry partitions are typically used because of diverse useful programs like short production, low cost, appropriate architectural view, without problems availability etc. In structural analysis, masonry infill partitions handled as a non-structural element, because of this purpose its mass taken into consideration however structural traits which include energy and stiffness are neglected. The traditional modelling of naked body shape, the affect of infill isn't always taken into consideration which suggests that the shape is much less stiffer than they actual. In production practice, the general stiffness of the shape is multiplied due to affect of infill masonry partitions which ends up within the shorter herbal time periods. The effect of infill masonry partitions at the seismic overall performance of the shape relies upon upon diverse components like connection among RC body and wall, detailing of section, mechanical houses of substances etc. From the inspection of RC constructing in beyond earthquakes, there are a large wide variety of homes suffered from extreme impact on their terrible overall performance related to infill masonry partitions. To triumph over this situation, the modern day version of the I.S 1893:2016 consists of a few unique records concerning the impact of infill masonry partitions at the shape at some stage in the earthquake. Along the peak of the constructing, there's a version within the structural houses while in aircraft energy and stiffness of the unreinforced masonry infill taken into consideration. If the ones houses are left out then shape turns into irregular.

II. Indian standard code 1893:2016 provisions

I.S 1893:2016 states that URM infill wall will be shapely as the same diagonal strut. The ends of the equivalent strut should be treated as pin jointed which are connected to the RC frame. The calculations of the width of the equivalent diagonal strut are stated under clause no. 7.9.2.2. also, the thickness of the URM infill wall should be used as a thickness of the equivalent diagonal strut. URM infill shall be modeled by using equivalent diadonal strut as below:

For walls without any opening, width W_{ds} of equivalent diagonal strut shall be taken as:

$$W_{ds} = 0.175 \alpha_h^{(-0.4)} L_{ds} \dots\dots\dots(1)$$

Where,

α_h = coefficient used to define width of diagonal strut

L_{ds} = diagonal length of equivalent strut

$$\alpha_h = h \left\{ \sqrt{\frac{E_m t \sin 2\theta}{4E_f I_c h}} \right\} \dots\dots\dots (2)$$

E_m = Elastic modulus of infill material

E_f = Elastic modulus of frame material

I_c = moment of inertia of the connecting column

t = thickness of the infill wall

θ = angle of the diagonal strut with the horizontal

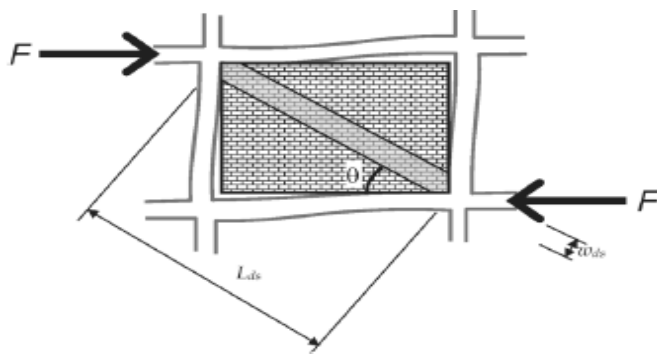


Fig.1 Equivalent Diagonal Strut Of URM Infill Wall.

III. Objectives

- To compare the reaction of the open naked body, infill strut body uncovered to seismic masses as according to Indian Earthquake Code.
- To take a look at the affect of the one of a kind infill substances at the seismic reaction of the shape below the lateral load.
- To discover equal diagonal strut for masonry stiffness attention as according to Indian Earthquake code for one of a kind earthquake zones III, IV and V.
- To take a look at the linear dynamic traits of the shape through acting Response spectrum method.

IV. Problem statement

To evaluate the impact of the infill masonry wall on the seismic response of Reinforced concrete building, we considered a case study of the G+ 10 structure located in seismic zone III, IV and V. In the present case study, different infill materials like Auto-clave Aerated Concrete block (AAC), Fly-ash brick, and Red clay brick were used. The different

models are considered a bare frame; infilled frame. The linear dynamic analysis is performed considering Response spectrum method. The parametric study is carried out using different parameters like base shear, fundamental natural time period, storey drift and displacement.

Following data is used for analysis:-

1) RC frame Details:

a) Structural Details:

- No. of stories: G+10
- Depth of Foundation: 2m
- Floor to floor Height: 3.3m
- Type of Building: Residential
- Size of Beams: 230 X 600 mm
- Size of Columns: 600 X 600 mm
- Thickness of Slab: 150mm
- Thickness of External Wall: 230 mm
- Height of Parapet wall: 1.0 m

b) Loading details

- LL on floor: 4 KN/m²
- LL on roof: 1.5 KN/m²
- FF on floor: 1.5 KN/m²
- FF on roof: 2 KN/m²

c) Seismic details

- Type of Frame: RC building with SMRF
- Earthquake zone: Zone III, IV, V
- Type of soil: III (Soft)
- Importance factor: 1.5
- Response reduction factor: 5
- Damping of structure: 5%
- Response spectra: As per IS1893:2016
- Time period: 0.075(H)^{0.75}(Bare frame)
: 0.09H/ \sqrt{d} (Infill frame)

2) Material Properties:

- a) Concrete:-
Grade = 30MPa
Unit weight = 25KN/m³
Poisson's ratio = 0.2

Modulus of elasticity = 27386.13MPa

b) Steel:-

Grade=500MPa

Unit weight=78.5 KN/m³

Poisson's ratio = 0.25

Modulus of elasticity = 2 X 10⁵MPa

c) Masonry materials

TABLE 1. PROPERTIES OF MASONRY MATERIAL

Property name	AAC block masonry	Red clay brick masonry	Fly ash brick masonry
Unit weight (KN/m ³)	6	18	14.5
Poissons ratio	0.25	0.15	0.2
Elastic modulus (MPa)	1380	2200	1860
Thermal exp. Coe. (/°C)	8.1 X 10 ⁻⁶	5.5 X 10 ⁻⁶	13.1 X 10 ⁻⁶




Fig.2 Plan view of the G+10 structure

V. MODELING TECHNIQUES

In gift study, the equal diagonal strut has been modelled as willing beam with second releases at its each ends. The width of equitant strut is the width calculated the use of IS code method and intensity same to wall thickness. The width of the diagonal strut is the feature of the stiffness of the column. The modelling has been achieved primarily based totally on assumption that masonry is powerful in compression the reaction spectrum evaluation changed into achieved the use of E-tabs software.

TABLE 2. EQUIVALENT DIAGONAL STRUT WIDTH

Wall span	AAC block masonry	Red brick masonry	Fly ash brick masonry
4m	730	697	708




Fig.3 Bare frame model of G+ 10 structures [BF]




Fig.4 Infill frame model of the G+10 structures [IF]

VI. RESULTS AND DISCUSSION

The Linear dynamic evaluation is executed for the all fashions for hundreds described as in keeping with IS 1893:2016. The infill impact is taken into consideration with the assist of diagonal strut as in keeping with clause no. 7.9.2.2. The dynamic evaluation is carried the usage of reaction spectrum technique to realize the linear dynamic behaviour of the shape. The estimation of the electricity and potential for the shape with distinct infill substances is executed. The outcomes that are received from evaluation are in comparison and mentioned as follows:

ZONE V:

1. Base shear:

Following are percent distinction of base shear:

a) AAC blocks masonry:

Base shear improved through 15.04% in case of equal strut version in x and y-path respectively than base shears for a naked frame.

b) Red brick masonry:

Base shear improved through 23.17% in case of equal strut version in x and y-path respectively than base shears for a naked frame.

c) Fly ash brick masonry:

Base shear improved through 20.15% in case of equal strut version in x and y-path respectively than base shears for a naked frame.

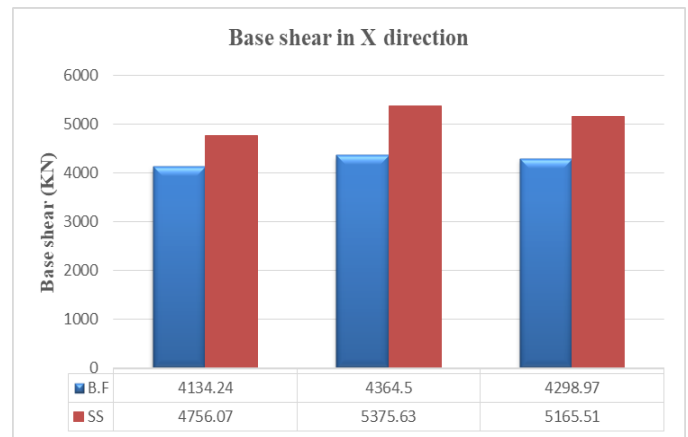


Fig.5 BASE SHEAR IN X DIRECTION FOR Z -V

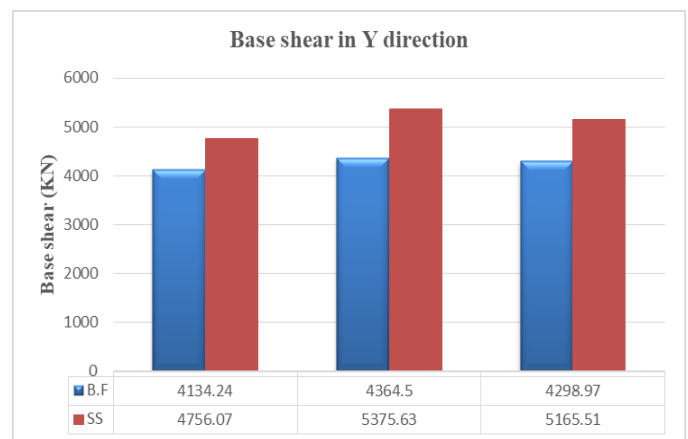


Fig.6 BASE SHEAR IN Y DIRECTION FOR Z -V

2. Storey Drift:

- a) AAC blocks masonry: Storey drift decreased by 19.91% in case of equivalent strut model in x and y-direction respectively than storey drifts for a bare frame.

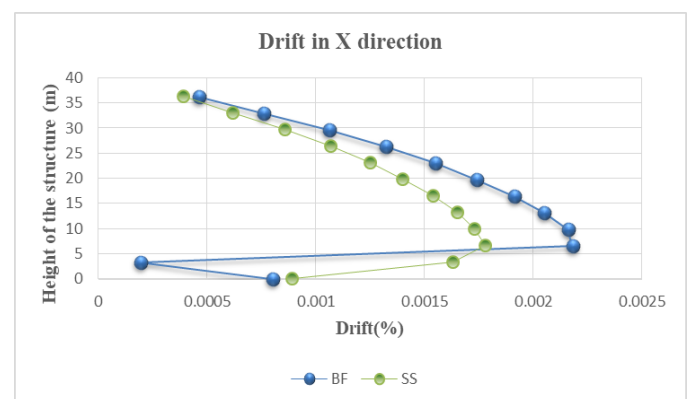


Fig.7 STOREY DRIFT IN X DIRECTION FOR AAC BLOCK MASONRY

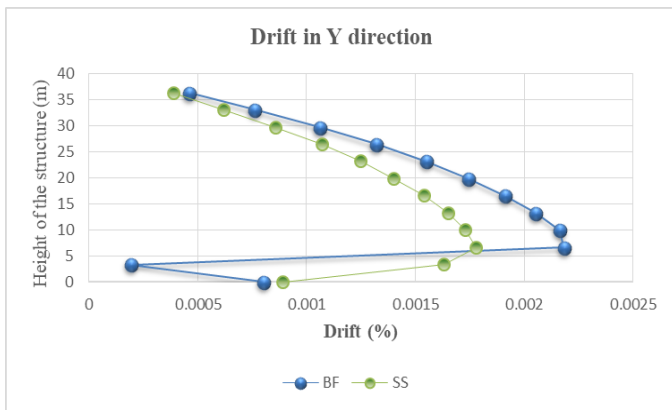


Fig.8 STOREY DRIFT IN Y DIRECTION FOR AAC BLOCK MASONRY

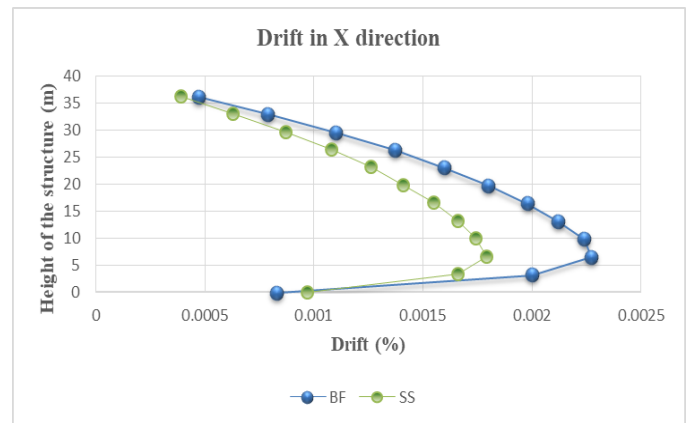


Fig.11 STOREY DRIFT IN X DIRECTION FOR FLY ASH BRICK MASONRY

b) Red brick masonry: Storey drift decreased by 23.89% in case of equivalent strut model in x and y-direction respectively than storey drifts for a bare frame.

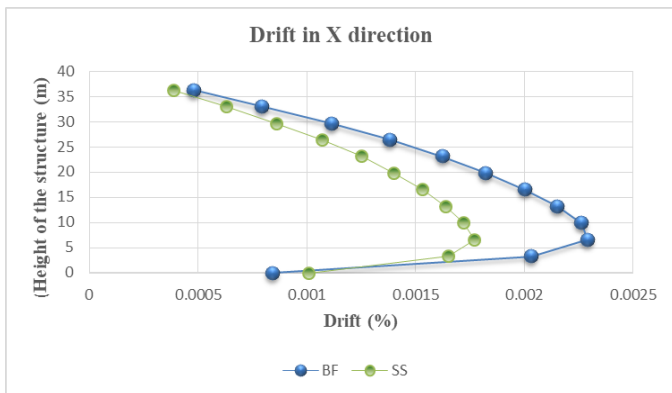


Fig.9 STOREY DRIFT IN X DIRECTION RED BRICK MASONRY

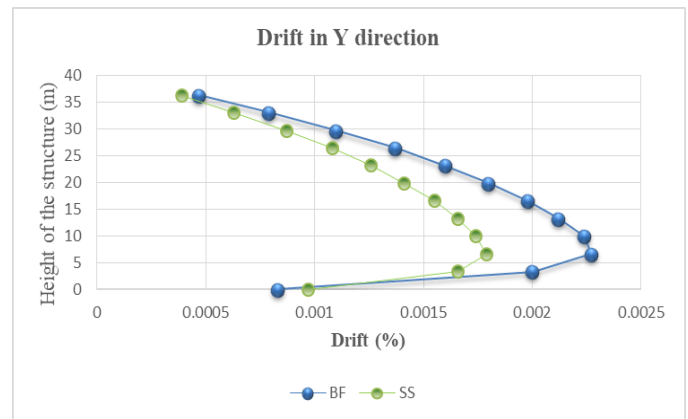


Fig.12 STOREY DRIFT IN Y DIRECTION FOR FLY ASH BRICK MASONRY

3. Storey displacement:

a) AAC block masonry: Storey displacement decreased by 17.69% in case of equivalent strut model in x and y-direction respectively than storey displacement for a bare frame.

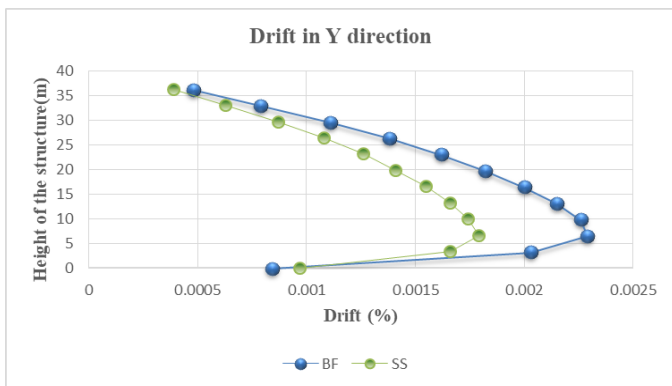


Fig.10 STOREY DRIFT IN Y DIRECTION FOR RED BRICK MASONRY

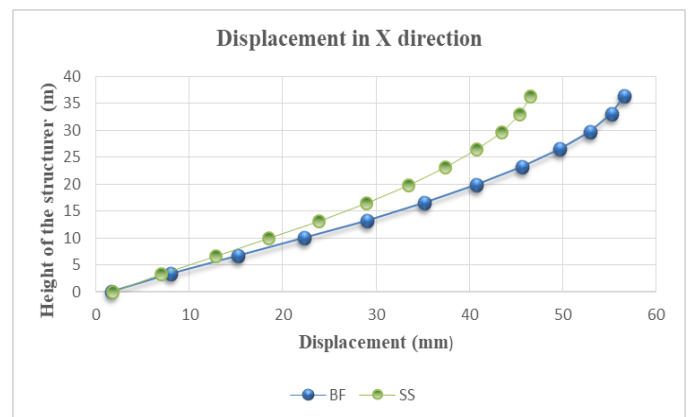


Fig.13 STOREY DISPLACEMENT IN X DIRECTION FOR AAC BLOCK MASONRY

C) Fly ash brick masonry:

Storey drift decreased by 22.32% in case of equivalent strut model in x and y-direction respectively than storey drifts for a bare frame.

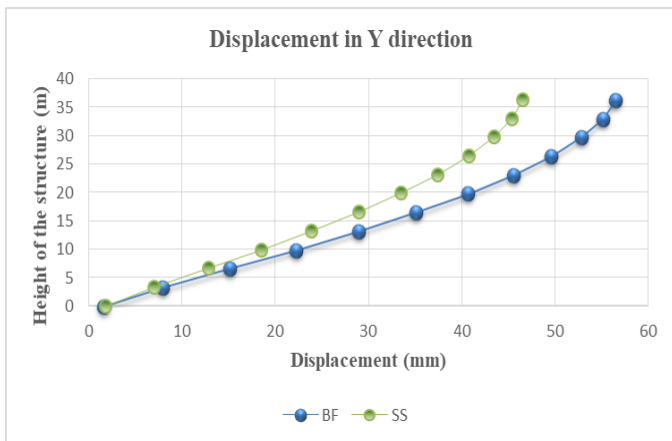


Fig.14 STOREY DISPLACEMENT IN Y DIRECTION FOR AAC BLOCK MASONRY

b) Red brick masonry:

Storey displacement decreased by 21.10% in case of equivalent strut model in x and y-direction respectively than storey displacement for a bare frame.

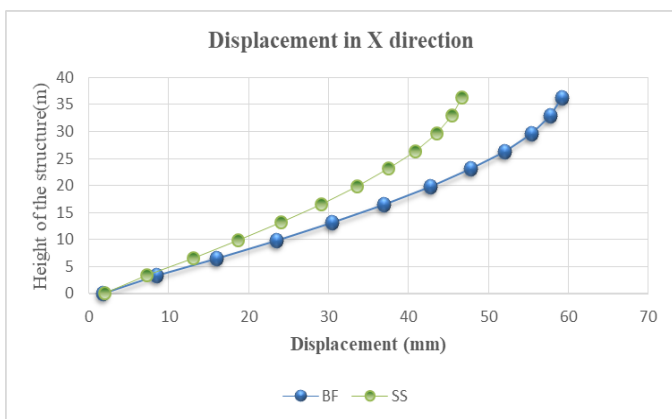


Fig.15 STOREY DISPLACEMENT IN X DIRECTION FOR RED BRICK MASONRY

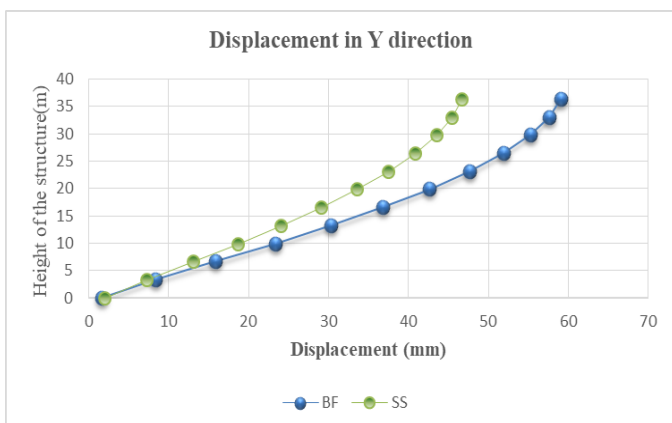


Fig.16 STOREY DISPLACEMENT IN Y DIRECTION FOR RED BRICK MASONRY

c) Fly ash brick masonry: Storey displacement decreased by 19.63% in case of equivalent strut model in x and y-direction respectively than storey displacement for a bare frame.

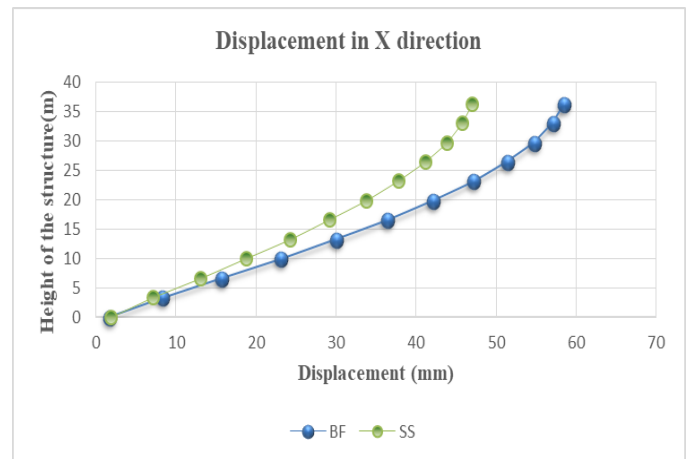


Fig.17 STOREY DISPLACEMENT IN X DIRECTION FOR FLY ASH MASONRY

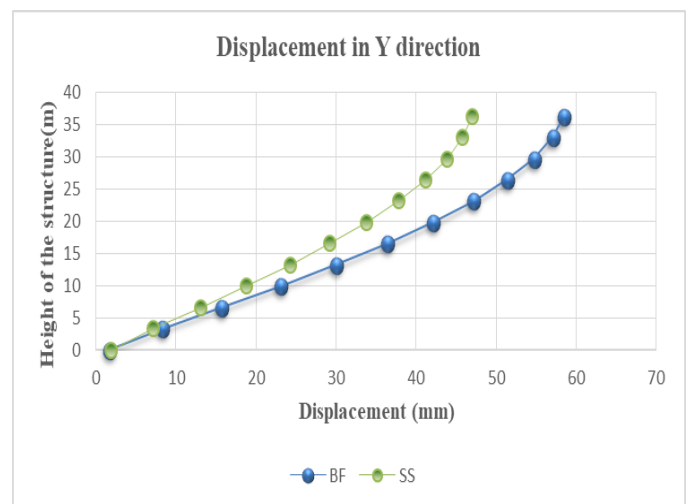


Fig.18 STOREY DISPLACEMENT IN Y DIRECTION FOR FLY ASH MASONRY

4. Fundamental natural time period:

A) By I.S code- Fundamental natural term reduced through 34.02 % for infill body in x and y-course respectively than storey drifts withinside the naked body.

b) By analysis- Fundamental natural term reduced through 16.43 % for infill body in x and y-course respectively than storey drifts withinside the naked body.

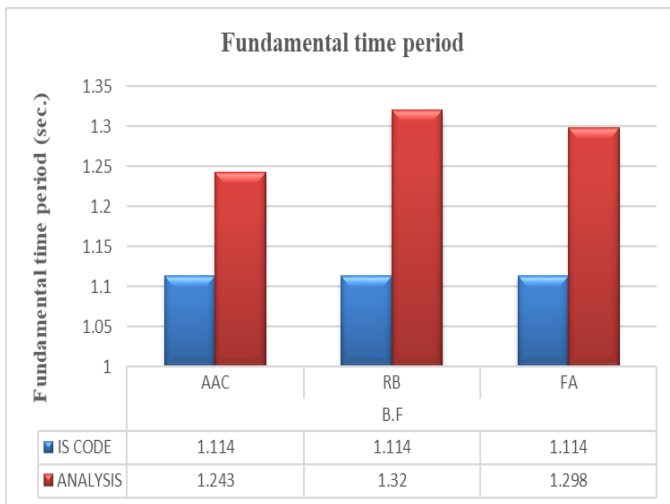


Fig.19 FUNDAMENTAL NATURAL TIME PERIOD FOR BARE FRAME MODELS

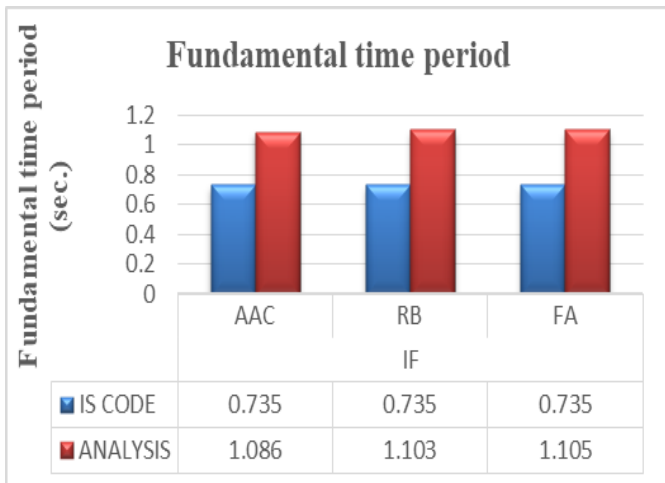


Fig.20 FUNDAMENTAL NATURAL TIME PERIOD FOR INFILL FRAME MODELS

VII. CONCLUSION

a) From the effects received from linear dynamic evaluation, the bottom shear is a lot more in case of infill strut body than naked body for all infill substances taken into consideration in 3 seismic zones.

b) From the linear dynamic evaluation, the essential herbal term for equal diagonal strut is in contrast with empirical expression of code.

c) Among the all of the fashions equal diagonal strut fashions display lesser term than naked body model.

d) Storey glide received from the evaluation is lesser in case of infill strut body than naked body for all substances in all 3 seismic zones.

e) Storey displacement is decreased notably in infill body than naked body for all substances in all 3 seismic zones.

f) From the above effects, we will say that AAC block masonry appears to be higher preference as an infill masonry cloth because of lesser values of storey glide, storey displacement and herbal term than the Red clay brick masonry and Fly ash brick masonry.

REFERENCES

1. Archana Dongre, Pradeep Kumar Ramancharla (2012) "Comparative study of the inelastic behaviour of RC frame with and without brick infill Using Applied element method", ISET Golden Jubilee Symposium on Earthquake Engineering
2. Ajay Chaurasiya, Ankush Bhalke, Shubham Singhal, (2017) "Confined masonry constructions for mass housing." Proceedings of Conference on Infrastructure Sustainability in Hilly Regions (CISHR), NIT Uttarakhand, Paper No. 83, pp. 214-221
3. Akash m Patel, Karuna S (2017) "A comparative study of the seismic response of bare, masonry infilled and braced RC framed tall structures considering the effect of soft-story", International Journal of Advanced Engineering & Research Development (IJAERD), Volume 4, Issue 6, Pg. no. 305-310, ISSN: 2348-6406
4. Basha S H, Kaushik H B (2015) "Evaluation of non-linear material properties of fly ash brick masonry under compression and shear". J Mater Civil Engineering ASCE 2015; 27
5. Basha S H, Kaushik H B (2016) "Behavior and failure mechanisms of masonry-infilled RC frames (in low-rise buildings) subjected to lateral loading." ELSEVIER Engineering Structures 111 (2016) 233-245
6. Data Iranata, Aniendhita Rizki Amalia (2017) "Comparative study on diagonal equivalent methods of masonry infill panel", Green Process, Material, and Energy: A Sustainable Solution for climate change AIP Conf.1855, 0300011 Pg. no. 01-11
7. Diana Samoila, Andrei Faur (2014) "The influence of the seismic action on the RC infilled frames", International organization of Scientific Technology, volume 4, Issue 12, Pg. no. 25-29 ISSN: 2278:8719
8. Dr. Saeed Ahmed, Talha Afzal (2010) "Effect of the in-plane searing stiffness of infill walls on the response of moment resisting frames of high rise

- buildings under seismic loads”, Technical Journal, University of Engineering and Technology Taxila
9. Dr. Waghe U, Bhanupratap R Mehadia (2016) “Comparatives studies in analysis and design of RCC structures with and without infill wall under seismic effect”, International Journal of Science Technology & Engineering (IJSTE), Volume 2, Issue 10, Pg. no. 743-748, ISSN: 2349-784
 10. Kaushik H B, Rai D C, Jain S K. (2007) “Strain-stress properties of masonry of clay brick subjected to uniaxial compression”. J Mater Civil Engineering ASCE; 19(9):728–39.
 11. Kiran Kamath, Shruthi (2015) “Comparative study on the effect of Aspect ratio on the performance of steel Frame structure with and without infill using Pushover Analysis”, an international journal of Innovative Research In Electrical, Electronics, Instrumentation And Control Engineering (NCAICET), Volume 3, Issue 1, Pg. no. 326-330, ISSN: 2321-5626
 12. Maidiawati, Agus, Yaushi Sanda, Jafril Tanjung (2017) “Seismic performance evaluation of Indonesian existing R/C building considering brick wall”, Sustainable Civil Engineering Structures and Construction Materials, SCESCM 2016, ELSEVIER Procedia Engineering 171 (2017) Pg. no.1043-1051
 13. Volume 28, Issue 7, Pg. no. 349-353, ISSN: 2231-5381
 14. Salah Eldin Fahmy Taher, Hamdy mohy El-Din Afefy (2007) “Role of masonry infill in seismic resistance of RC structures”, The Arabian Journal for Science and Engineering, Volume 33, Issue 2B, Pg. no. 291-306.
 15. Saurabh Singh, Prerna Nautiyal, Geeta Batham (2013) “A comparative study of the performance of infill walls on seismic performance of reinforced concrete buildings”, International Journal of Civil Engineering & Technology (IJCIET), Volume 4, Issue 4, Pg. no. 208-218, ISSN: 0976-6308
 16. Smita Singh, Dilip Kumar (2014) “Comparative study of analysis on masonry infill walls”, International Journal of Advanced Technology in Engineering and Science (IJATES), Volume 2, Issue 11, Pg. no. 463-469, ISSN: 2348-7550
 17. Umesh N Karandi, Haroon Rasheed Tamboli (2016) “Seismal analysis of RC frame structure with masonry infill walls and bare frame”, Indian Journal of Natural Sciences (IJONS), Volume 3, Issue 14, Pg. no. 1137-1148, ISSN: 0976-0997
 18. Wakchaure M R, Ped SP (2012) “Earthquake analysis of high rise building with and without infilled walls”, International Journal of Engineering and Innovative Technologies (IJEIT), Volume 2, Issue 2, Pg. no. 89-94
 19. Waleed Abo El-Wafa Mohamed (2012) “Parametric study on the effect of masonry infill walls on the seismic resistance of RC buildings”, Journal of Engineering Sciences, Assiut University, Volume40, issue 3, Pg. no. 701-721.
 20. Y.P.Yuena J.S.Kuangb (2015) “Nonlinear seismic responses and lateral force transfer mechanisms of RC frames with different infill configurations”. ELSEVIER Engineering Structures Volume 91, Pages 125-14