

# Online Event Booking and Management System

Colin Gigool<sup>1</sup>, Livia Gonsalves<sup>2</sup>, Cairn Correia<sup>3</sup>

<sup>1,2,3</sup>Department of Computer Engineering, St. Francis Institute of Technology, Borivali, Mumbai Maharashtra

**Abstract** - Event management system is used to administer all the activity associated to event. It is a strong and fast-growing profession. In any event many service providers work concurrently, and it is very difficult to administer these providers. It is very difficult to manage. To organize and manage all these activities we have developed this website. To get success in the event management industry, user should have strong network associates of service provider. These contacts are basically providers of specific services who can be armed quickly to participate in any given event. To make an event successful event manager needs different service provider like Sound systems services, Light and floral decoration, Catering services, platform construction, venue booking agent, etc. The system aids in the management of events, users and the aspects associated to them.

**Key Words:** User, Admin, Events, Booking, Database, Event Management.

## 1. INTRODUCTION

The objective of this website is to develop a system that effectively manages all the data related to the various events that take place in an organization. The objective is to provide and maintain a centralized database of all event related information. The System enables even the remote clients to make online Bookings with ease. It provides a flexible web outlet to attract more clients in the course of event management process. The project grants most of the basic functionality required for an event type e.g. [Music festival, Marriage, Dance Show, Birthday party, College Festival, Anniversaries, etc.], the system then permits the user to select the date and time of event, Venue of the event, Various event services present in the locality and the event equipment. Corporations can also display their upcoming events e.g. [Conferences, Exhibition, Conventions, launch events, Charity events, etc.]. Corporations can also add the list of sponsors of the event. The database of event information handles the information regarding event such as type of events, the type of package selected, the employee and customer associated with that event and if the event is sponsored or not.

### 1.1 EXISTING SYSTEM

The existing system is not providing secure registration and profile management of all the users properly. This system is not providing on-line Help. The system doesn't provide tracking of users activities and their progress. Also the manual system gives us very less security for saving data and some data may be lost due to mismanagement. The system is

giving manual information through the event management executer.

### 1.2 PROPOSED WORK

This web-based application system can be implemented in organisations, hotels, clubs for booking various events. The system can also be used as software to promote the entire booking process. The organiser gets all the resources at a sole destination instead of searching for it separately. This system is efficient, saves time and cost of the user. This system will provide online help and search facilities. User friendliness is offered in the application with numerous controls provided by system rich user interface. Authentication is provided for this application only registered users can access the event information and book the event from the application. This reduces the amount of work for the user and it is also a time saving process. The user also gets a personalised mail with their favourite events happening in the upcoming days if they subscribe to the weekly mail subscription. The information about any event can be easily recovered from the application. The system maintains all records easy.

### 2. PROCESS FLOW

First the user enters the website and is presented with the home page where on the top the name and logo of the website is present. The top section also contains the dashboard which contain the options for Home, Events, About Us, My account and News. This helps the user to navigate the website easily and access the desired section. Below the dashboard of the website information about the website is being mentioned in brief and a slide show section is present highlighting images of various events that have been conducted. Below it contains the list of the upcoming events that are published on the website. This gives easy access to users to book an event which is going to happen in few days' time. The events are listed according to their last date of bookings and the list updates automatically as events are approaching their last date of bookings. Under the event list we have some information about the various events the website offers and locations the events can be organized also information about past events as well as there is option to sign up for the Weekly News which provides information about new events happening. As we approach the bottom, we have quick links to the website's social media pages such as Instagram, Twitter, LinkedIn, Facebook. We also have a contact us section where the email id, Phone Number and location of company is present. The bottom right corner

contains an up button which helps user reach the top of the website quickly without scrolling.

In the “Events” page the user can check all the events which are displayed on the website. User can sort the events according to categories such as conferences, exhibitions, classes, Etc. Users can also sort the events based on their last date of bookings. Users can see the event name, date of event, duration, location and a small image. User can then click on the ‘View Details’ button to access more information about the event. This information can only be accessed by a registered user. If a guest user tried to access the details of the event, they need to first register their account on the website and then they are able to access the details of the event. The user can check various images of the event and read the short description of the event. The user can also check the price of the ticket/pass of the event and book the ticket of their choice by clicking book now below the ticket. The Registered user can then book the event using online payment gateway for credit and debit card or UPI payment gateway for a secure and easy method for user. It also contains information about features and highlights of the event and the location of the event venue. Users can also register for free events with just their Name, email id, Phone Number and get a confirmation mail.

The “News” page contains a signup section for the weekly news update sent to the users who have subscribed to the newsletter. Users can put their email and subscribe for the weekly newsletter. The newsletter contains information about new events happening near the user as well as events which are going to stop their booking soon. Users can click on ‘More Info’ button on a particular event which will redirect them to the website and to the events details where user and access more information about the event. The newsletter also contains information about ongoing events and certain highlights of ongoing events. The newsletter can be subscribed by both guest and registered users.

The “My Account” page contains information about the registered users. If a guest user wishes to create an account on the website, they can go to My Account and register their name, user id, email id, password, phone number and address and the user will get a conformation mail. Registered user can check their My Profile, Change Password, My Bookings and Logout. In My Profile the user can check their user id, registration date, email id, phone number and address. Registered users can edit and update their information and user the ‘save’ button to save the changes. In Change Password the registered user can change their password and they will receive a conformation email to change their existing password to a new password. Registered users can also check their previous and latest bookings in My Bookings section. Users can access details of the event and also check their booking credentials of the event. Registered Users can also download their e-ticket from my bookings and rate their experience of events they

attended. Registered users can also logout from their account if they wish to do so.

In the “About Us” page we have a description of the website and all the services we offer to the Users and clients. It contains information about the website and the company as well as information about various events which are present on the website. About Us section also contains information to contact the website as well as location of the company office. It also contains a feedback form which helps to collect information from the users on their experience using the website and where the website and services can be improved for the website.

### Modules

There are two modules for the website i.e., the user module and the admin module.

In the user module there is two types of users, guest user and registered user.

#### User Module:

In the user module there is two types of users, guest user and registered user.

1. Guest User: In this guest user can see only general information like about us, event details, contact details and news about events.
2. Registered users can view events from the website book the events of their choice with online payment gateway.
3. Users can also update his/her own profile and also change their password.
4. Users can also cancel booking which is not confirmed.
5. Registered user can also recover his/her own password.
6. Users can also take a survey and give feedback about the event they attended.
7. Users can also signup for weekly mail and receive personalized mail.

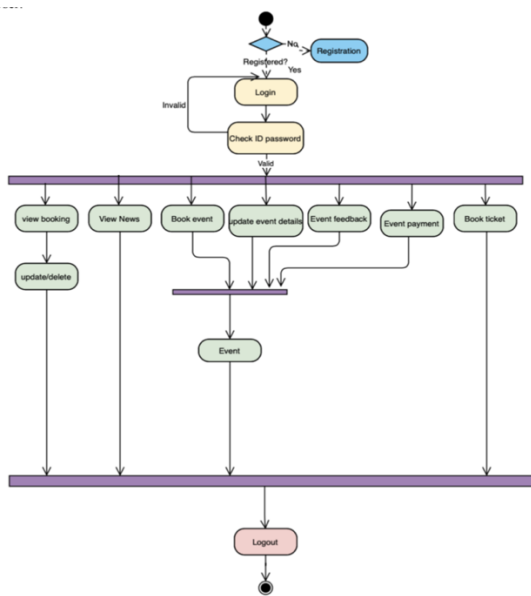


Fig-1: Activity diagram for user

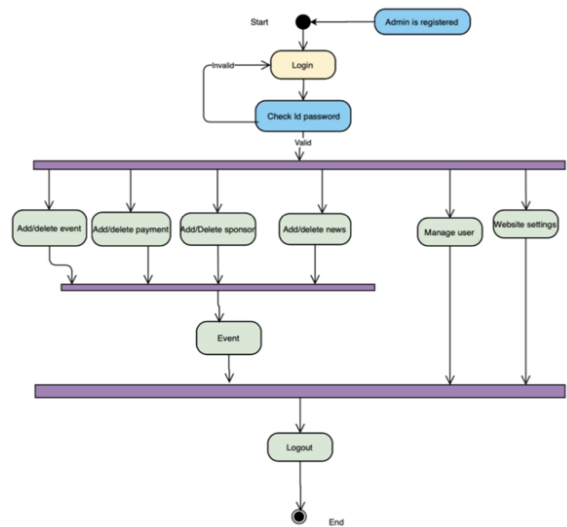


Fig-2 : Activity diagram for admin

Admin Module:

The admin module contains the following functions:

1. Admin have access to the dashboard. In dashboard, admin can see all features in brief like listed categories, Sponsors, Total Events, Total Registered Users, Total Booking, Total New Booking, Total Confirmed Booking and Total Cancelled Booking.
2. Admin manage event category (add and update) in category module. In sponsor section, admin can add sponsors and manage sponsors details (Add/Update/Delete).
3. In event section, admin manage events (add and update).
4. Admin can update details of registered users and also block them for not following guidelines.
5. Admin can manage booking by cancelling it or confirming it. In news section admin manage news (add and delete).
6. Admin can update about us and another general website setting in the setting module.
7. Admin can update his profile, change password and recover password through contact number

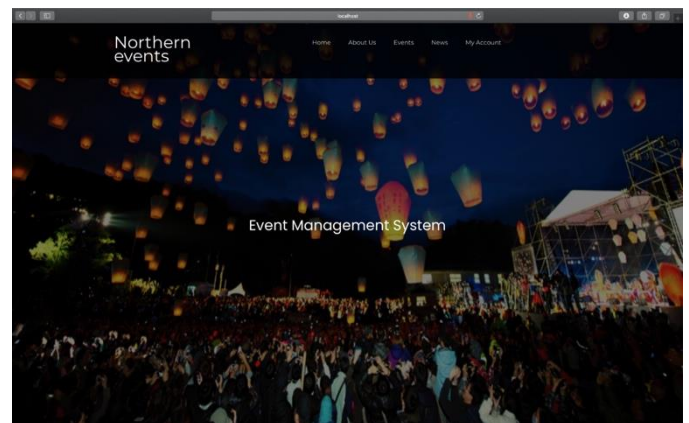


Fig-3: Home page of Event management website.

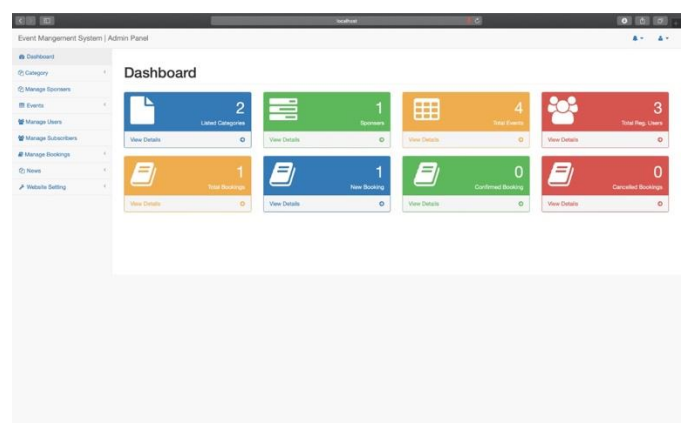


Fig-4: Dashboard

### 3. CONCLUSIONS

The application “Event Management System” was effectively designed and is tested for accuracy and quality. During this project we have achieved all the aims and this project meets the needs of the association. The developed will be used in searching, retrieving and generating information for the related requests. Project will certainly decrease the human effort and make the task of user, customer and administrator effortless. It is resourceful to use and easy to work on it. Thus keeping in mind the advantages and applications of the system

### FUTURE SCOPE

A future scope to this project would be to implement the backup mechanism for taking backup on codebase and database on regular basis on different servers. We can preserve the records of event and booking. Also it can be seen that now a days the competition are multitalented, i.e. so there is a scope for proposing a method to maintain the event management system. Improvement can be done to maintain all the event, booking, customer, employee, and enquiry. We can also create a mobile application of the website to be used on handheld devices.

### ACKNOWLEDGEMENT

We would like to acknowledge the contribution of all the involved in reviewing this paper. We would also like to thank our families and friends who supported us in the course of writing this paper Last but not the least we would like to thank all our peers who greatly contributed to the completion of this project with their constant support and help.

### REFERENCES

- 1) “Smart Event Management System” Assist. Prof. Khalil Pinjari, Khan Nur. International Journal of Computer Science Trends and Technology (IJCST) – Volume 4 Issue 2, Mar - Apr 2016.
- 2) “Event Management System” [1] Mr J Nagesh Babu, [2]Ms Srujana J M, [3] Ms Srusti U M, [4] Ms Sushma Kulkarni [1] Assistant Professor, [2][3][4]. (IJERCSE) Vol 6, Issue 5, May 2019. ISSN (Online) 2394-2320.
- 3) Roozbeh Derakhshan, Maria E. Orłowska and Xue Li, “RFID Data Management: Challenges and Opportunities”, IEEE International Conference on RFID, 2007.
- 4) Mr. Sanjay Kumar, Dr. Ekta Walia, “Analysis of various event management Techniques,” IEEE Trans. vol. 2(4), 2011.
- 5) “Event management system on web platform” j.M. Raja Shanmugam1, P.Thirunavukarasu2, T.Ragunathan3.

International Conference Proceeding ICLIASET 2018 March 2018| ISSN: 2320-2882.

- 6) M.Mahalakshmi, S.Gomathi and, S.Krithika, “Event Management System”, 2016.
- 7) “Review Paper on Event Management System” Mr. Krunal Maiske1, Ms. Pooja Neware2, Ms. Nikita Jamgade3, Ms. Aishwarya Jamgade4, Ms. Pooja Dubey5. December 2017.
- 8) “Event Management System”, Vinay Mishra, 2Madhuri Dubey, 3Priya Banarjee, 4Ajvita Jumle, 5Pallavi Raipure and 6Pooja Wankhede. International Journal of Trend in Research and Development, Volume 3(6), ISSN: 2394-9333, Nov-Dec 2016.
- 9) “Review Paper on an Event Management System”, Amir Saleem1, Davood Ahmed Bhat2, Mr. Omar Farooq Khan3. ISSN 2320–088X, Vol.6 Issue.7, July- 2017.
- 10) “Event Management System”, Arsheen. Khan1, Aarti. Pundalik2, Tanvi. Shinde3, Sneha. Gupta4, S.J. Patil5 . e-ISSN: 2395-0056, volume: 06 Issue: 01 | Jan 2019.