

“ESTIMATION OF TEMPERATURE OF SUPERCONDUCTOR MATERIALS IN THE POWER TRANSMISSION LINES”

PATESHAVARI PRASAD¹, DHIRAJ GUPTA², DILIP KUMAR³

¹P.G Student, Department of Electrical Engineering, A.N.A. College of Engineering & Management, Bareilly AKTU, U.P India

²Assistant Prof., Department of Electronic and Communication Engineering, A.N.A. A.N.A. College of Engineering & Management, Bareilly AKTU, U.P India

³Assistant Prof., Department of Mechanical Engineering, KIT Kanpur AKTU, U.P India

ABSTRACT: In the Power Generation systems and an electric power transmission lines and energy saving Project in used as the Superconductive Technology. By using the superconductor materials in the effectively and verity of the fields electric power transmission lines with the zero resistance, magnetic fields and Temperature of the superconductor materials is very less in power transmission lines. In the energy saving rate increased the Voltage drop is specifically analysis of energy generation system in transmission lines. It is the possible to increase the efficiency, and the reducing the power losses. This is research and project working is mean motive Progress in an important research area of the power generation and power transmission system. Super conducting materials are mean advantages of the lower electrical losses for high capacity transmission of technology in used standard conductors' materials. Minimization of an Environmental impact and sustainable developments in transmission of electric power and increased the public acceptance due to low impact subsequent reduction of the time. The renewable energy sources with the high-capacity of power generation systems through power transmission lines efficiency are increased. Super Conductor materials the main power transmission system is composed aluminium cable in overhead line and underground cable is used in required much higher capacity in power transmission lines to electricity and population convergence of power transmission system in metropolitans area an environmental factor are save.

Key Words: Super-Conductive materials, Temperature Super-Conductive Materials, Decreasing the power loss, Cable of Super-Conductive material, Renewable energy sources

1. INTRODUCTION:

The transmission of lines in the used Super-conducting Materials cables electrical energy industries plays a vital role in efficient and stable an energy delivery of power generation in the transmission network. The renewable energy sources with the high-capacity of power generation systems through power transmission lines efficiency are increased. One of the most important reasons for not benefiting from electric power generation is the delay in establishing power transmission lines. The Super-conductors materials are used in the very high power required accordingly, transportation lines must be planned and implemented simultaneously with the generation sector, which ensures the rational use of the substantial required capital. The aim is to provide the efficiency increase of the transportation lines with minimal capital and time is decrease to gain the greatest possible economic efficiency. Improving the process of designing and planning an electrical power transmission lines is made of conductor materials applications in manufacturing of wire complex issue due to diverse factors affecting the established costs.

The primary goal of this study is to analysis of the protections higher density of the conductor materials is required in transmission of lines and prepare a cost model of electrical Iraqi projects, including the local required factors related to the implementation costs based on the intensive review of the design areas of power transmission lines and the challenges of erecting and operating these lines.

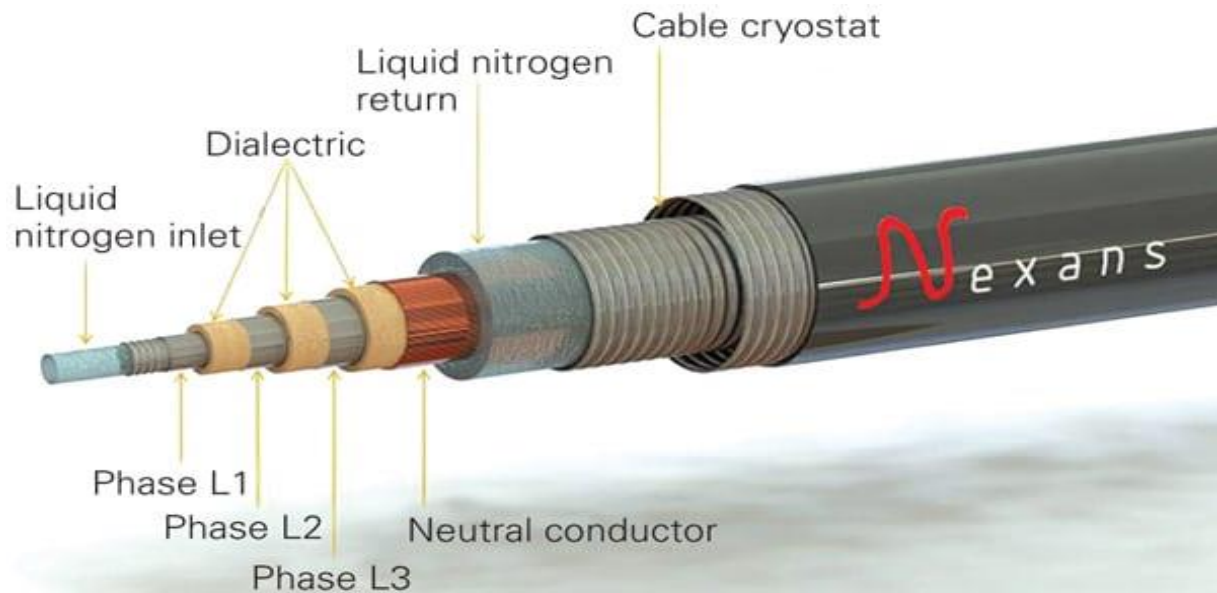


Figure.1: Super-conductor material cable

The possible steps and computation model are established the testing of wire in the electric city in transmitted to the current in the caring conductors to overcome the calculation challenges, where procedures are suitable to the terrain and the local requirements for economic factors in the wire technology copper and silver materials wires in very high density form present the free electrons and current is flow is very high speeds transportation lines.

2. Super- Conductor materials

Superconductor material are critical temperature of the (T_c) is negative (-Ve) with the Resistance is Zero of the Superconductor materials. Temperature When their transition temperatures, of the super-conductor material used they have zero electrical resistance. Its main application is in superconducting magnets, which are used in scientific and medical equipment where high magnetic fields are necessary.

The transmission-line construction is an arduous and complex task conductor materials wires that requires sufficient diameter of wires is requirements efficiency of considerable effort in the development of a polls distance to implement power transmission lines, which include many individual towers and polls sites at a time. The methodology binding of wires in the polls of constructing the line differs from other construction methodologies, but the changes from site to site according to the Indian Standard Organization terrain and conditions surrounding it should also be considered.

Effective planning and management of electrical in research and conductors of materials are critical in developing and achieving the required quality and in maximizing the economic benefits and with environmental eco-friendly requirements, which reduces environmental damage.

3. Construction of Super-conductor materials cable

Superconductor material is used in Electricity transmission of lines resistance is zero and the used power saving of material efficiency is increase of the power transmission of lines. Superconductor material like Tungsten, Thorium, Mercury, Cadmium, Aluminium, Vanadium and Lead Galvanized Steel all the conductor materials used in electric energy transmission lines in construction in current carrying conductor of wires.

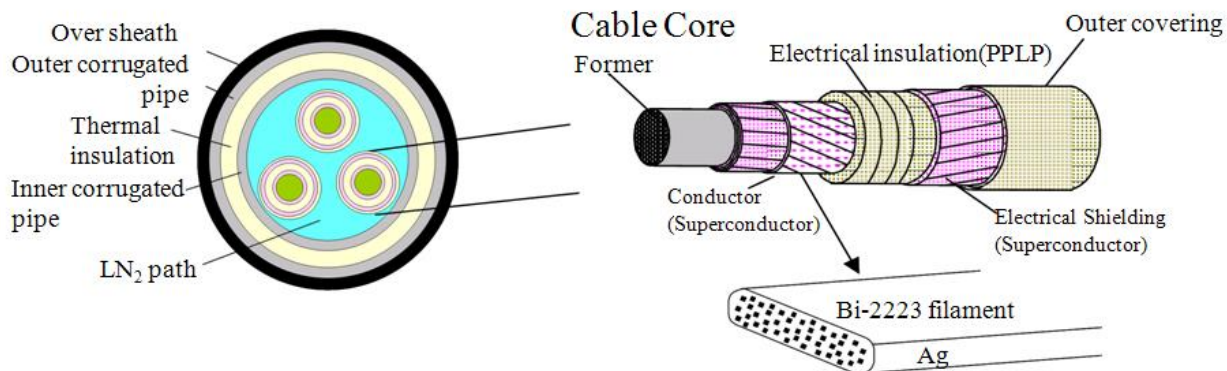


Figure.1: Transmission Lines of Super-conductor material

The lines are often heavily loaded because of increased power consumption rate, and the Transmission lines are conductors, which are generally made of copper or conductors materials expand when heated. That the thermal expansion increases the slack between two tower transmission lines structures, causing them to sag.

Table.1: Physical Properties of the conductor materials

Superconductor Materials	Density g/cm ³	Melting Point °C	Thermal Con..... W/M.K	Electrical Con..... 1×10 ⁷ /(Ω.m)	Thermal Exp.... 1/1 × 10 ⁶ °C
Copper	8.960	1085	386	58.7	16.70
Cadmium Copper	8.890	1076	360	90.00	20 To 100
Aluminum	2.720	660.3	237.0	3.770	23.50
Silver	10.5	960	430	62.35	50.00
Super-conductor Gold	8.92	1064	317	0.022	14.00

The Physical Properties are presented by the Table No. 1 of the transmission lines conductors materials like i.e. Properties: Copper melting point of 1085.4 +/- 0.2°C, boiling point of Copper material 2567°C, specific gravity of Copper is 8.96 (20°C), with the valence band of energy level of copper of 1 or 2. Copper is reddish and takes a bright metallic. Other properties of the copper is It is malleable, ductile, and a good conductor of electricity and heat.

Table: 2. Electrical Properties of the conductors' materials

Materials	Resistivity ($\Omega .m$)	Electrical Conductivity
Copper	1.6×10^{-5}	$29 \times 10^5 / \Omega.cm$
Cadmium Copper	1.91×10^{-5}	$25 \times 10^5 / \Omega.cm$
Aluminum	2.8×10^{-5}	$33.5 \times 10^5 / \Omega.cm$
Silver	1.5×10^{-5}	$62.2 \times 10^5 / \Omega.cm$
Super-conductor Gold	2.3×10^{-5}	$44.2 \times 10^5 / \Omega.cm$

The Electrically Conductor material like that Aluminum is preferred to over the copper as an aluminum conductor is lighter in weight and Wight material and cheaper in cost than copper conductor material of the same resistance. The conductors are not straight wires but strands of wire twisted together to form a single conductor to give it higher tensile strength.

Cadmium Copper alloy of copper 99.0% and 1.0% cadmium a unique combination of high tensile strength and high electrical conductivity for an industry where these properties are generally considered incompatible.

Table: 3. Mechanical Properties of the conductors' materials

Mechanical Properties of the conductor materials are Electricity Transmission lines in Application of

Superconductor Materials	Tensile Strength Yield (N/mm ²)	Tensile Strength Ultimate(N/mm ²)	Elongation Of Break (A%min)	Vickers Scale HV
Copper	200 - 300	450.00	55.00 %	200.0
Cadmium Copper	33.3.0MPa	210.0Mpa	60.00 %	198.0
Aluminum	100- 200	400.0	12- 25 %	176
Silver	45 MPa	110 MPa	80.00 %	251 MPa
Super-conductor Gold	80-900 MPa	180 - 1900	45-50 %	215

higher power transmission lines minimum mechanical strength requirement for magnet wire may evolve in order to improve formability and prevent excessive stretching of wire during high speed coiling operations.

4. Experimental Testing and Results and Discussions

Measurements of Current, Voltage and efficiency of the electric power transmission lines conductor materials by the help of electrically equipments. Due to the need to increase the transmission of high-

speed voice and data signals, the surface quality of copper wire is expected to continue to improve. Demands is increase of the copper wires in the Electricity generation of power system and Electronic Industry in making the Electronic Equipments, wires, cables, and some of domestic articles for better drivability and movement towards “zero” defects in copper conductors are expected to continue. Copper current-carrying is equal to 1.2 times the total volume of the copper.

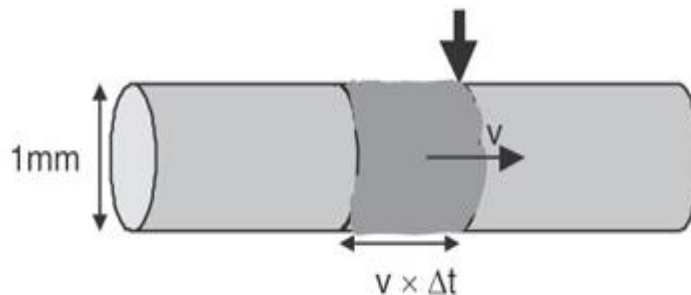
5. The Speed of Electrons in Conductor materials

The Electrons Speed in Conductor materials of an electric power transmission lines depends on the Speed of the electrons in the conductor wire.

We can Estimation the speed of the electrons in the transmission lines wires based on the many electrons passes by the section of the wire per second, the density of the electrons in the electric power transmission lines wire, and the cross- sectional area of the wire. By Using the Formula

$$I = \frac{\Delta Q}{\Delta T} = \frac{Q \times N \times A \times V \times \Delta T}{\Delta T} = q \times n \times A \times V \dots\dots\dots (A)$$

$$V = \frac{I}{q \times n \times A} \dots\dots\dots (B)$$



Supper conductor material the electrons moving down a wire the number passing the arrow per second is the current and is related to the velocity of the Electrons density of the conductor wires from which we can calculate the velocity of the electrons as: where:

I = current passing one point, in Amps ΔQ = charge flowing in a time interval, in Coulombs

ΔT = time interval, q = charge of one electron = 1.6 × 10⁻¹⁹ Coulombs,

n = density of free electrons, in 1/m³, A = cross-sectional area of the wire, in m²,

V = speed of the electrons in the wire, in m/sec. Each copper atom contributes roughly two free electrons that can move through the wire. Atoms of copper are about 1 nm apart. This makes the density of free electrons, n, about n ~ 10²⁷/m³.

6. Experimental Testing and Results and Discussions

Electrical conductivity is conductor materials a measure of how well a material transport an electric charge and electricity. This is an essential property in electrical wiring systems. Copper has the highest electrical conductivity rating of all non-precious metals: the electrical resistivity of copper = 16.78 (Ω. m) at 20 °C.

Table 5: Temperature of the superconductor material of the cable electricity transmission of power

Elements	Symble	Tc (K)	Tc (°C)	Tc (°F)
Tungsten	W	0.02	-272	-460
Thorium	Th	1.38	-271	-457
Mercury	Hg	4.15	-270	-452
Cadmium	Cd	0.52	-274	-469
Aluminium	Al	1.75	-270	-457
Vanadium	V	5.4	-268	-450
Lead	Pb	7.2	-266	-447

5. ACKNOWLEDGEMENT

We wish to express our sincere thanks to the project guide, Pateshvari Prasad and Department of Electrical Engineering for giving me the opportunity to work under him on this topic. We want to thank our head of department and all our mentors, for providing a solid background for our studies and research thereafter. They have been great sources inspiration to us and are thank them from the bottom of our heart.

We also want to thank our parents, who taught the value of hard work by their own example. We would like to share this movement of happiness with my brother and sister. They rendered us enormous support during the whole tenure of our stay in A.N.A. College of Engineering & Management Technology Bareilly

Finally, we would like to thank all whose direct and indirect support helped us completing Research in time.

6. CONCLUSIONS:

Appliance conductors for domestic applications and instruments are manufactured from bunch-stranded soft wires, which may be tinned for soldering or phase identification. Applications of conductor material and increase the Resistance welding Electrodes, circuit Breaker Switches, stud bases of power transmitters, Electrical Conductor Material, Rod Extensions, Pencil-type, Light Soldering guns, Connectors, Solder less wrapped, Welding Wheels, Trolley Wires. Retaining Rings, Roll pins, Lock Washers, Fasteners, shaft, Pump Parts, Non Sparking Safety Tools, Flexible Metal Hose, Welding Equipments, Diaphragms, Bourdon Tubing.

REFERENCES:

1. Estimation and Analysis of Costs for Electrical Power Transmission Lines in Iraqi Projects Wadhah A. Hatem, Kadhim R. Erzaij Baquba Technical Institute, Middle Technical University, Baghdad, Iraq College of Engineering, University of Baghdad, Baghdad, Iraq

2. Applications of ESS in Renewable Energy Microgrids David Wenzhong Gao, in *Energy Storage for Sustainable Microgrid*, 2015

3. Quantifying power system flexibility provision: Thomas Heggarty^{a,b}, Jean-Yves Bourmauda, Robin Girard^b, Georges Kariniotakis^b aRéseau de Transport^{d'} Electricité, La Défense, France^b MINES Paris Tech, PSL University, Center for processes, renewable energies and energy systems (PERSEE), Sophia-Antipolis, France.

4. Impact of Renewable Energy Sources and Energy Storage Technologies on the Operation and Planning of Smart Distribution Networks Emilio Ghiani, Giuditta Pisano, in *Operation of Distributed Energy Resources in Smart Distribution Networks*, 2018

5. "Quantified analysis method for operational flexibility of active distribution networks with high penetration of distributed generators," Ji, Haoran & Wang, Chengshan & Li, Peng & Song, Guanyu & Yu, Hao & Wu, Jianzhong, 2019 *Applied Energy*, Elsevier, vol. 239(C), pages 706-714.

6. Analyzing Operational Flexibility of Electric Power Systems: Andreas Ulbig and Göran Andersson Power Systems Laboratory, ETH Zurich, Switzerland ulbig | andersson @ eeh.ee.ethz.ch

7. Renewable systems and energy storages for hybrid systems Amjed Hina Fathima, Kaliannan Palanisamy, in *Hybrid-Renewable Energy Systems in Microgrids*, 2018

8. Integrated ESS application and economic analysis In *Grid-scale Energy Storage Systems and Applications*, 2019

9. DEVELOPMENT AND OPERATION OF ACTIVE DISTRIBUTION NETWORKS: RESULTS OF CIGRE C6.11 WORKING GROUP 21st International Conference on Electricity Distribution Frankfurt, 6-9 June 2011 Paper 0311-

10. Optimal Siting and Sizing of Dg in Distribution Networks for Power Loss Saving Gopiya Naik. S^{1,*}, D. K. Khatod², M. P. Sharma³ *IOSR Journal of Electrical and Electronics Engineering (IOSR-JEEE)* e-ISSN: 2278-1676, p-ISSN: 2320-3331, Volume 13, Issue 1 Ver. II (Jan. – Feb. 2018), PP 42-53 www.iosrjournals.org

11. Estimation and Analysis of Costs for Electrical Power Transmission Lines in Iraqi Projects Wadhah A. Hatem, Kadhim R. Erzaij Baquba Technical Institute, Middle Technical University, Baghdad, Iraq College of Engineering, University of Baghdad, Baghdad, Iraq

12. Applications of ESS in Renewable Energy Microgrids David Wenzhong Gao, in *Energy Storage for Sustainable Microgrid*, 2015

BIOGRAPHIES

PATESHVARI PRASAD P.G
Student, Department of
Electrical Engineering, A.N.A.
College of Engineering &
Management, Bareilly, AKTU,
U.P India



DILIP KUMAR Assistant Prof.,
Department of Mechanical
Engineering, KIT Kanpur AKTU,
U.P India