

# Standard Earthmoving Company

Vivek Modi<sup>1</sup>, Akash More<sup>2</sup>, Kaplesh Mulchandani<sup>3</sup>, Yash Nandwani<sup>4</sup>, Prof. Dashrath Kale<sup>5</sup>

<sup>1-4</sup> Student, Dept. of Computer Engineering, Vivekanand Education Society's Polytechnic, Mumbai India

<sup>5</sup> Professor, Dept. of Computer Engineering, Vivekanand Education Society's Polytechnic, Mumbai India

\*\*\*

**Abstract** - This Application is designed for Standard Earthmoving Company, which is a machinery spare parts dealing company. The application is a catalogue of machinery parts manufactured by companies like Volvo, Cummins, Deutz, etc. The second use of this application is for an easier way for the customers to contact the Business using the Contact fragment. The main Focus of this application is to let the customers to get a more accessible way to enquire about the product. There is also an Offers fragment where the company can showcase some parts with relatively Lower price.

**Key Words:** Standard Earthmoving Company, Machinery Parts, Products, Contact, Offers.

## 1. INTRODUCTION

This Application is designed for Standard Earthmoving Company, which is a machinery spare parts dealing company. The application is a catalogue of machinery parts manufactured by companies like Volvo, Cummins, Duetz etc. The second use of the application is for an easier way for the customers to contact the Business, using the Contact fragment. The main Focus of the Application is to let the customers get a more accessible way to enquire about the product. There is also an offers fragment where the company can showcase some parts with relatively Lower price. The languages used in this application are Kotlin and Java.

## 2. PROPOSED SYSTEM

The application launches itself in a start activity which has a slider activity linked to it, when the user clicks the hamburger button on the top left the slider menu opens and the menu contains four different fragments linked to the slider menu activity with a button each. The products fragment also has multiple fragments to select from which are connected to the respective category of products such as Engine Parts, Hydraulic parts etc.

The Slider activity: This activity is basically activity which houses all the fragments that this application offers. The application launches in this activity.

The Dashboard Fragment: This is the Fragment is the home fragment, this will be the default fragment with its layout which is written in an xml file.

The Products Fragment: In this fragment there are multiple fragments linked to this fragment using the fragment manager. So when a customer clicks on the products fragment, they get a products page home screen about the different machinery parts and then he/she can click on the machinery parts ex. Engine parts, hydraulic parts etc. and the application will take them to that parts product page.

The Offers Fragment: This fragment is a Normal page where the company can chose to display the products which they want to offer some discounts on. The offers page looks exactly like a product page.

The Contact Fragment: This Fragment would be considered as the second most important fragment of the application as it provides the contact info to the company. In this fragment there are three buttons with button text as Company number, company office number and company's Whatsapp. When you click on those buttons it redirects you to your phone application with the number already dialed in. When you click on whatsapp button it redirects you to your whatsapp and opens the company's whatsapp number chat.

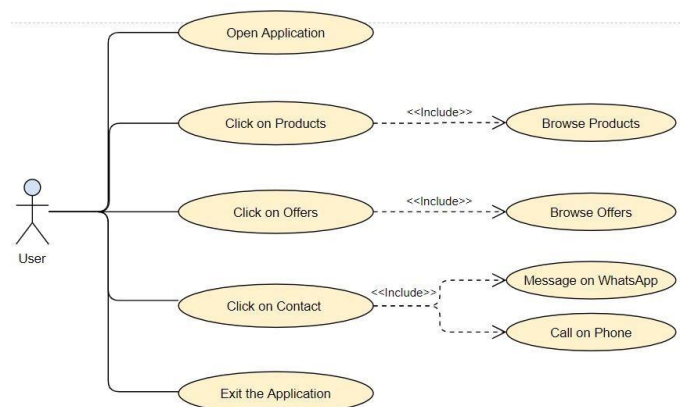


Fig -1: User case Diagram

The following figures are the data flow diagrams of this application.



Fig -2: DFD\_Level 0

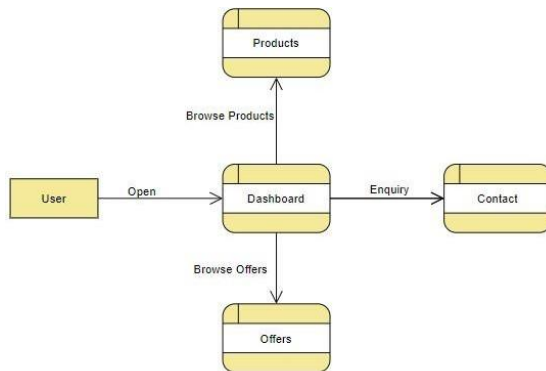


Fig -3: DFD\_Level 1

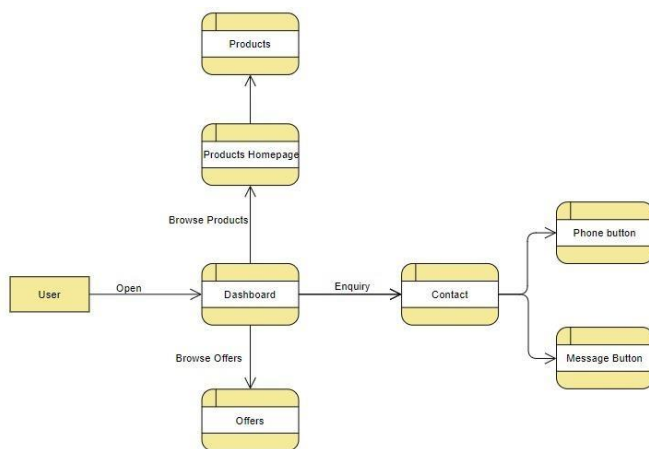


Fig -4: DFD\_Level 2

### 3. SYSTEM REQUIREMENTS AND SPECIFICATIONS

Here we are including the software's and hardware's used for developing the project and implementing the project

#### A. Software Requirements

1. Windows 8 or Above
2. Java Toolkit JDK 1.8 or Above
3. Android Studio or Above
4. Android Emulator 6.0 or Above

#### B. Hardware Requirements

1. Computer With 4 GB Ram or more
2. Android Phone with 6.0 or Higher
3. I3 Processor or Better

### 4. FUTURE SCOPE

This app will have a lot of scope in present as well as in future, as displaying or conveying information is really important to expand your business. We can also improve the application by adding reply forms in the application.

### 5. ALGORITHM

Step 1: Start

Step 2: Open the app

Step 3: Click on the Hamburger Icon on the top left

Step 4: Open Products

Step 5: Browse Products

Step 6: Open Offers

Step 7: Browse Offers

Step 8: Open Contact

Step 9: Click on phone or whatsapp to contact

Step 10: Exit

## 6. FLOWCHART

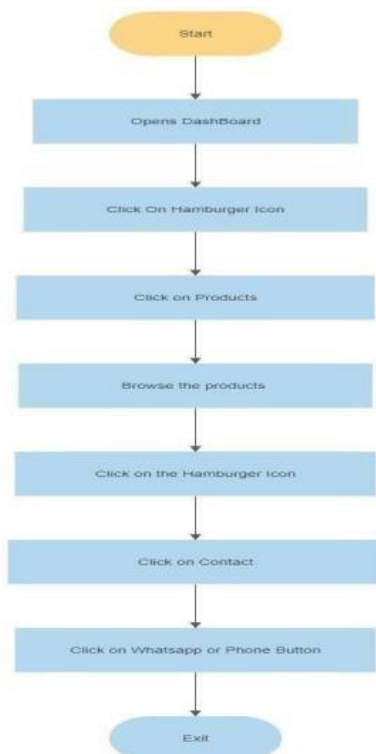


Fig -5: Flowchart

## 7. CONCLUSION

This project involves the development of the Official application for the company known as standard earthmoving company. This project will be helping the said company to display the machinery parts this company deals with. The application also allows customers to easily contact the company with the help of the contact fragment.

## ACKNOWLEDGEMENT

We as part of our final year project at VESP developed and tested the software under the guidance of Professor Dashrath Kale. We would like to thank him for his support.

## 8. REFERENCES

- [1] Atikant Singh ,Aakriti V Agrawal , Anuradha Kanukotla ; "A method to improve application launch performance in Android device ";2016 International Conference on Internet of Things and Applications (IOTA).
- [2] Bambang Purnomosidi Dwi Putranto; Robertus Saptoto; Ovandry Chandra Jakaria; Widyastuti Andriyani;"A comparative Study of Java and Kotlin for Android Mobile Application Development"; 2020 3<sup>rd</sup> 2020 3rd International Seminar on Research of Information Technology and Intelligent Systems (ISRITI).