

IOT BASED ON UNDERGROUND CABLE FAULT IDENTIFICATION USING ARDUINO

M.M.Amarnath¹, B.Ganesh Ram², Mr.V.Chandrasekaran³, Mr.G.Mohan Ram⁴

^{1,2} UG Scholar, Dept. of Electrical & Electronics Engineering, Solamalai College of Engineering, Madurai, Tamilnadu, India

^{3,4} Assistant Professor, Dept. of Electrical & Electronics Engineering, Solamalai College of Engineering, Madurai, Tamilnadu, India

Abstract - IoT proven establishment cable line fault detection system is helpful for find out mistakes and its location in very stress-free manner. Antiestablishment cables are prone to a wide range of faults owing to underground conditions, dress and tear, rodents. Noticing fault source is difficult for total line is to be dug in order to form fault at cable line. Hence it saves a lot of period, money and lets to deals neaky cable lines faster. We use IoT knowledge that allows the doyens to observer and check faults over internet. The edifice advertises fault with the help of likely divider network laid across the cable. Once a fault grows created in a rope line, a exact power gets thru as per the resistors net mixture.

KEY WORDS - IOT-Internet of Things; LCD-Liquid Crystal Display; WIFI-Wireless Fidelity; IO-Input Output; ESP-Espressif Systems; MQTT-Message Queuing Telemetry Transport.

1. INTRODUCTION:

Sly cuffs must stood typically used with the tumor of rule system grid. Till older stints lugs stayed thru to lay above & now it is to lay covert which is bigger to earlier method. As the underground rope are not affected by any hostile weather state such as gale, hail, hefty rain as well as pollution. But when any fault occur in covert chain, and then it is tough to locate the exact place of fault. Today the world is developing digitalized so this rag is upcoming to spot the location of fault in ordinal way. The covert cable system is more common drill charted in many city parts. While faults can occur for different motive in cable line, the repairing route related to that exact cable is grim due to not shrewd the strict place of rope fault.

The microcontroller spots the fault cable line data and displays this data above LCD show; it removals this facts over internet to show online. Ubidots to grow the online scheme that links with the order to line the rope faults on.

2. EXISTING SYSTEM:

Covert ropes have stood widely used with the change of power organism grid. Till last eras ropes were thru to lay above & now it was to lay covert which was larger to earlier method. Because the concealed cable is not affected by any inimical climate state such as storm, snow, heavy drizzle as well as pollution. But after any deed arise in other cable, and then it was hard to locate the firm scene of fault. Now the world was converting digitalized so this daily was future to spot the location of fault in digital way. The underground cable system was other joint practice listed in sundry town zones. Here, we offer hawser fault finding over IoT that spots the exact error spot over IoT that kinds fit to strict cool.

3. PROPOSED SYSTEM:

The future system is an IOT enabled covert hawser fault finding system. The plain code late the scheme is Ohms law. When fault arises in the cable, the voltage differs which is used to calculate the fault space. The system contains of Wi-Fi module, Microcontroller, and Real-Time Clock. The power supply is if using step-down changer, rectifier, and regulator. The new shrewd circuit of the rope runs the size of power drop across the devices to the microcontroller and built on the voltage the fault distance is located. This plan use Ubidots to variation the on system that links with the method to show the rope deedson.

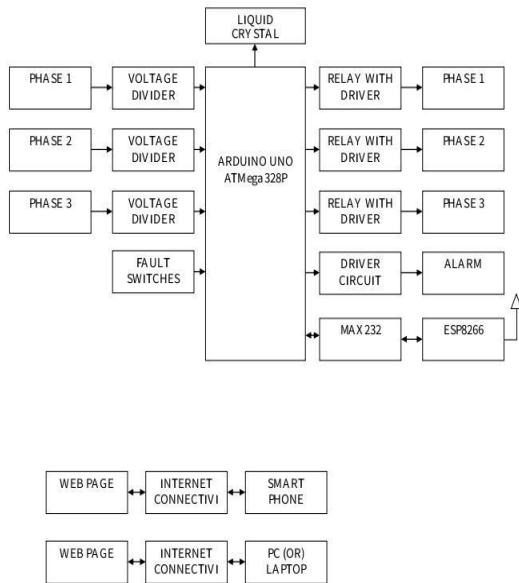


Figure-3: Proposed Systems

4. ARDUINO UNO:

Arduino ATmega 328 Microcontrollers are fated to show gradually vital role in revolt various trades and impelling our day to day life more toughly than one can see. Since its rise in the early 1980's the microcontroller has been known as a general driveshop block for intelligent digital systems. It is end using various parts, first later meek kids' dolls to highly intricateship. Because of its worth and many gains, the bid domain has meal in all likely directions, making it abundant. As a value, it has cause a myriad deal of notice and zest central students, tutors and practicing engineers, creating an acute education need for forceful the gen of microcontroller based system plan and change.

5. ESP8266 Wi-Fi Module:



Figure-5: ESP8266 Wi-Fi Modules

ESP8266 tin tiniscast-off as an outer Wi-Fi module, strong the usual AT Fullgen set Firmware by linking it to every microcontroller using the serial UART, or in a square line lead as a Wi-Fi-enabled micro controller, by

encoding anew firmware using the on state that SDK. The GPIO pins allow Analog and Digital IO, plus PWM, SPI, I2C, etc. A wide bid has existed basic by the very diffident fee, sporadic from 2.50 to 10 USD conditional on the rural area open by the makers.

6. HARDWARE DESIGN:

The scheme senses fault with the help of latent divider network laid thru the cable. When a doing gets bent at a point shorting two lines cool, a exact energy gets generated as per the resistors network recipe. As the existing scheme is not efficient, this rag proposes a system built on IoT. The neutral of this job is to determine the distance of covert cable fault from base class in kilometers by an IoT Gecko dais. The underground hawser line system is charity in various urban areas. Various fault tracing means like the sectionalizing methods, audio finding way, Murray loop methods are not used much as they suffer from many minuses. The sectionalizing way can't be employed because section wise glance of dissident tow is not likely.




Figure-6: Hardware Design

7. RESULTS:

7.1 NORMAL MODE:



Figure-7.1: Normal Mode

initialize the LCD module with suitable commands. Now the display shows the usual way.

7.2 SHORT CIRCUIT FAULT OF R-PHASE:

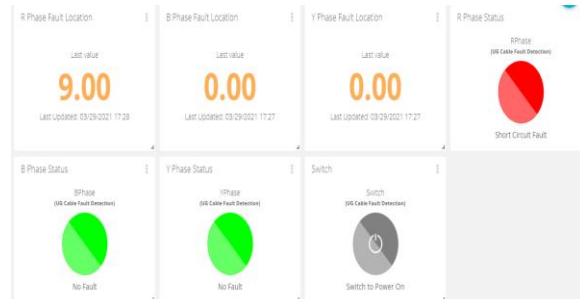


Figure-7.2: Short Circuit Fault of R-phase

Now the RED Circle R- Phase Short circuit in 9 KM Reserve and Short circuit fault is denoted in LCD Display



Figure-7.2: Short Circuit Fault of R-phase

7.3 SHORT CIRCUIT FAULT OF Y-PHASE:

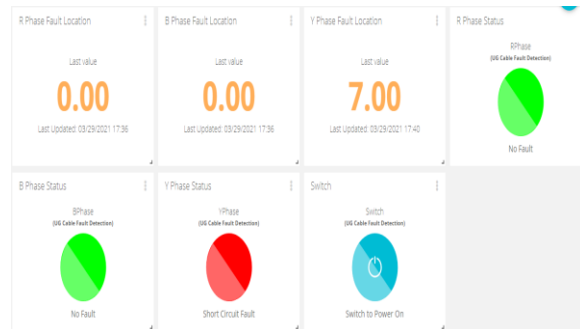


Figure-7.3: Short Circuit Fault of Y-phase

Here the RED Circle denoted R- Phase Short circuit in 7 KM Distance.

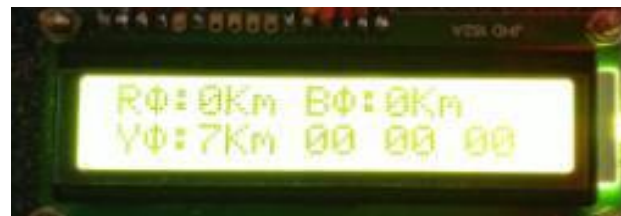


Figure-7.3: Short Circuit Fault of Y-phase

7.4 SHORT CIRCUIT FAULT OF B-PHASE:

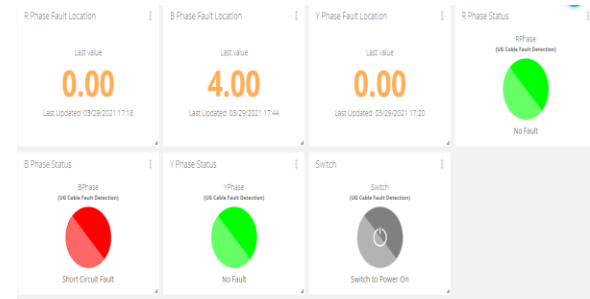


Figure-7.4: Short Circuit Fault of B-phase

Here the RED Circle denoted R- Phase Short circuit in 4 KM Distance.



Figure-7.4: Short Circuit Fault of B-phase

7.5 OPEN CIRCUIT FAULT OF R-PHASE:

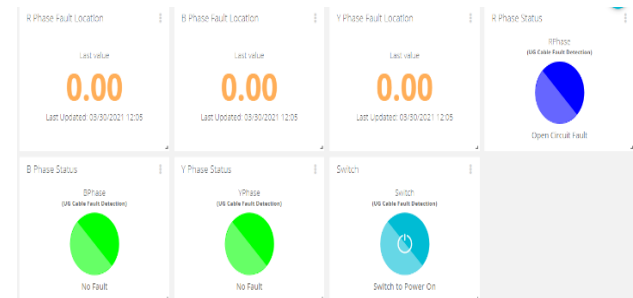


Figure-7.5: Open Circuit Fault of R-Phase

Here the BLUE Circle denoted R- Phase Open circuit Fault Condition.

7.6 OPEN CIRCUIT FAULT OF Y-PHASE:

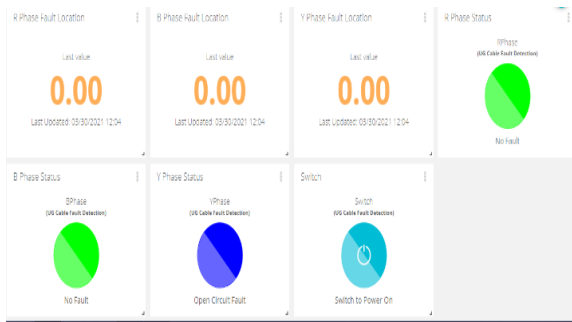


Figure-7.6: Open Circuit Fault of Y-Phase

Here the BLUE Circle denoted Y- Phase Open circuit Fault Condition.

7.7 OPEN CIRCUIT FAULT OF B-PHASE:

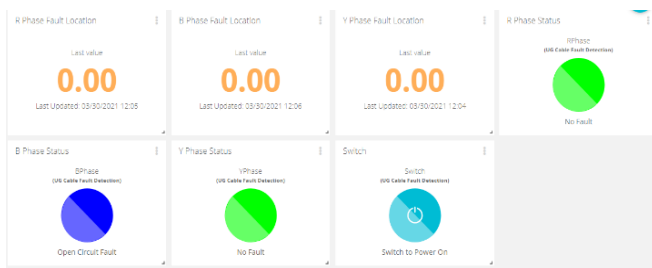


Figure-7.7: Open Circuit Fault of B-Phase

Now the BLUE Disk meant B- Point Open circuit Burden State.

8. CONCLUSION:

The squatroute fault at anexactreserve in the covert cable is set to fix the fault ably using meek concepts of Ohms law. The work usuallyparades the stage, space and time ofevent of burdenthru the help of Arduino Uno and ESP8266 Wi-Fi unit in awebpage. Theaids of truthful location of fault are fast repair to revive hind the control system, it rallies the organizationdull, and it'll reduce the working expense and the skimp to trace the faults in the turf. Extraends will be more on futureanalyses.

REFERENCES:

[1] "IOT Based Fault Detection of Underground Cables through Node MCU Module" LaxmiGoswami; Manish Kumar Kaushik; RishiSikka; VinayAnand; Kanta Prasad Sharma; Madhav Singh Solanki 2020 International

Conference on Computer Science, Engineering and Applications Year: 2020.

[2] "Design and fabrication of underground fault distance locator using arduino and GSM". Ghulam Rubab Mirza; AmerKumar, Maheshwari; Mukhtiar Ahmed Mahar; Abdul Sattar Larik; Gul Hassan Talpur 2017 International Conference on Open Source Systems & Technologies (ICOSST) Year: 2017.

[3] ZHANG Chao, KANG Xiaoning, MA Xiuda, JIANG Shuai, QU Xiaoyun Shaanxi Key Laboratory of Smart Grid "On-line Incipient Faults Detection in Underground Cables Based on Single-end Sheath Currents "IEEE PES Asia-Pacific Power and Energy Conference, 2016.

[4] Pooja P.S and LekshmiM(2015) 'Fault Detection Technique to pinpoint Incipient Fault for Underground Cables'-International Journal of Engineering Research and General Science Volume 3, Issue 3, May-June, 2015.

[5] Saurabh Kulkarni, Student Member, IEEE, Surya Santoso, "Incipient Fault Location Algorithm for Underground Cables", IEEE, 2014.

[6] Kunal Hasija, Shelly Vadhera, Anurag Kishore" Detection and Location of Faults in Underground Cable using Matlab/Simulink/ANN and OrCad", IEEE, 2014.

[7] Owen, Arch; Duckworth, Gregory; Worsley, Jerry, Optasense: Fibre Optic Distributed Acoustic Sensing For Border Monitoring, 2012 European Intelligence and Security Informatics Conference (EISIC)

[8] A. Ngaopitakkul, C. Pothisarn, M. Leelajindakraierk, "Study of Characteristics for Simultaneous Faults in Distribution Underground Cable using DWT", 2011 IEEE.

[9] Schulze, Member, IEEE and Peter Schegner, "Two Terminal Fault Location on Unsymmetrical Transmission Lines", IEEE, 2010

[10] H. Shateri, S. Jamali, "Impedance Based Fault Location Method For Phase To Phase And Three Phase Faults In Transmission Systems", IEEE 2010.

BIOGRAPHIES:



M.M. Amarnath.
B.E- Electrical and Electronics Engineering
Solamalai College of Engineering
Area of Interest: Power system.



B. Ganesh Ram
B.E- Electrical and Electronics
Engineering
Solamalai College of Engineering
Area of Interest: Power system.