

Vehicle Number Plate Detection using Histogram Analysis

Harish S E¹, Keshav Priyadarshi², Ms. Usha Padma³

¹Telecommunication Engineering Student, RV College of Engineering

²Telecommunication Engineering Student, RV College of Engineering

³Assistant Professor, Department of Telecommunication Engineering, RV College of Engineering, Bangalore, India

Abstract: In most recent decades, the quantity of vehicles has expanded rapidly. With this expansion, monitoring the vehicle for law authorization is hard. Tag Recognition is utilized progressively these days for programmed cost assortment, keeping up traffic exercises and law requirement. There are many strategies with its own preferences and burdens, proposed for plate recognition. The confinement of number plate is the fundamental advancement in license plate detection. The methodology referenced here is a histogram-based methodology. This methodology has a preferred position of being straightforward and therefore quicker. At first, tag confinement is executed utilizing MATLAB and confirmed for its usefulness. Using the proposed methodology we were able to get the image of the number plate, with input vehicle images of wide range of resolution.

Keywords: ANPR (Automatic Number plate Recognition), dilation, edge processing, Region Of Interest, histogram.

1. INTRODUCTION

As the streets increases with the number of vehicles, upholding the traffic rules for smooth traffic stream gets harder. Fee collection counters are built on expressways and leaving structures, where vehicle is to be stopped for paying the cost or leaving charges. Likewise, Traffic Management frameworks are introduced on turnpikes to monitor the speeding vehicles, not allowed by law. There lies a vehicle falling under every one of these frameworks. So as to computerize these procedures and to make them progressively viable, a framework is very much required to effectively distinguish one vehicle. The vehicle's number plate is the conspicuous response to this inquiry.

Vehicles in every nation have a one of a kind permit number formats, which is composed on the tag. This number differentiates a vehicle from a group, which is valuable particularly when more than one identical model is present. A computerized framework can be actualized to distinguish the tag of the car to concentrate on the number plate characters present, from the district containing a tag. The tag number also can be utilized to recover more data about that particular vehicle and its proprietor, further utilized for additional preparing. Such a mechanized

framework ought to be little, versatile and have the option to process information at enough rate.

2. Literature survey

Dipayan Mitra & Soumit Banerjee [1] proposed a histogram-based methodology which is effectively implementable utilizing MATLAB and can properly be checked for its usefulness. This methodology has a fundamental preferred position of being basic and subsequently quicker. This paper utilizes different calculations in every classification from unmistakable edge location to the extraction of Region of Interest. This improves the exhibition of the framework up to the most extreme degree conceivable with less endeavors and utilization of computational assets.

A component striking strategy [2] is utilized to use the salient features like surface, shape and shading, and extract number plate. The Hough change (HT) was used to identify level and vertical lines of the number plate, rectangular in shape and which is later handled from changing of the color model to hue-intensity saturation (HIS) from red, green, blue (RGB).

A novel approach [3] has been introduced for Indian number plates dependent on surface qualities and wavelets. The creators additionally utilized morphological activity for better execution in entangled foundation. Vertical edges are identified using the Sobel mask. The calculation was actualized in MATLAB.

Authors in [4] have recommended that for number plate acknowledgment a fuzzy control based methodology is proposed. In this proposed technique, the edge finder calculation is touchy to just dark white, white-red and white-green edges.

Tag location [5] a known method including associated segments and discovering shapes, viewpoint proportion and choice of square shape area dependent on size, knowing separation/stature of versatile camera, restriction dependent on histogram, nearest mean classifier and angle handling.

K. S. Desai and H. N. Patel [6], feature that the discovery of a tag from a picture wavelet-based calculation was proposed and has been re-enacted. Calculation was less intricate. Number plate was removed effectively.

Self-orchestrated component of CNN is executed being prepared for seeing the states of the vehicle from the number plate with a reasonably high precision of 90% [7] even with incredibly low getting ready size. CNN has shown its quality even with ruined, slanted and illuminated datasets.

M. Khinchi and C. Agarwal [8] present existing procedures and techniques for ANPR framework. It show the means of number plate location and existing techniques.

A. Menon and B. Omman [9] address different issues by introducing legitimate equipment stages alongside continuous, hearty, and inventive calculations. They have gathered colossal and profoundly comprehensive informational indexes of Persian tags for assessments, examinations, and improvement of different included calculations.

Proposed system [10] comprises of two stages: plate number identification and acknowledgment. In plate recognition part they apply both Spanish and Indian tag. In the experiment they have worked with number plates from Spain. Three distinctive tags which contrast from each other in their size and shape.

3. METHODOLOGY

MATLAB is an astonishing programming instrument used to execute the endeavors that require wide calculation. It gives straightforward and snappier utilization of computations appeared differently in relation to C++ and C. A rich library is also a key component in MATLAB which is a limit with respect to picture taking care of data examination. This makes the MATLAB tool an ideal instrument used for speedier execution, affirmation of the figuring before realizing on the authentic hardware. To a great extent, investigating of bungles on certified gear winds up being an incredibly unbearable task. MATLAB gives a straightforward method to manage investigating and revision of mix-ups in the figuring. MATLAB has various features including the plot, imhist, imread, imshow, workspace etc., for the data assessment, picture dealing with, and choosing a good choice while compared to other programming vernaculars like C++ and C.

The steps of implementing License Plate Detection algorithm in MATLAB are described below in the figure 3.1.1.

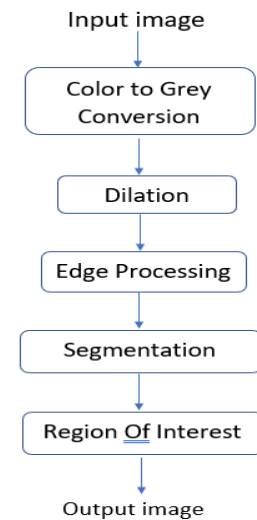


Fig 3.1.1: Methodology

Pondering the above inclinations, the creator of this endeavor from the start realized a computation for License Plate Detection using MATLAB. The computation from the outset used diverse inbuilt limits and executed relatively few customers described timetables related to getting the picture ready. At the point when the estimation was made, it was checked with various data pictures containing the number plates of the vehicle. Data pictures which have number plates that are balanced equitably similarly as eventually from level turn. At the point when the computation was completely affirmed, the in-fabricated components of MATLAB were displaced by customer described limits.

3.1 Color to Grey scale conversion.

The figuring delineated here is liberated from the sort of tints in picture and relies generally upon the dim level of the image to get ready and removal of information which are essential. Concealing parts which are not used through the computation are Blue, Red and Green. Thus, a picture is the concealed picture addressed by the 3-dimensional group in MATLAB, of the structure as appeared in figure 3.1.2, it is changed over to a 2-dimensional grayscale picture before further dealing with.

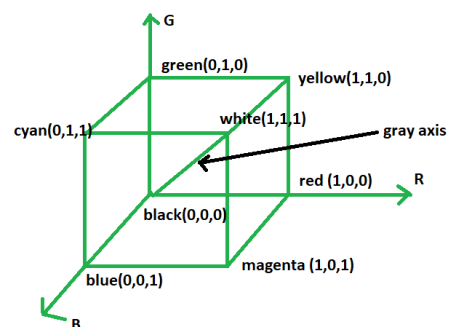


Fig 3.1.2: Color mode, representing the gray axis

3.2 Dilation

Dilation is the procedure of improvising the given picture by the process of filling gaps in a picture, hone the edges of articles in a picture, and join the messed-up lines and increment of the splendor of a picture. Utilizing the widening, the fuss in the image can be expelled. By sharpening the edges more, the extension of the qualification of the splendor between the neighboring pixels on edge of an article can be extended. By this the edge area is overhauled.

The number plate of the vehicle in the Number Plate Detection may not generally contain a comparative shades and splendor. Along these lines, the dark scale of the given picture must be obtained from RGB. Regardless the change, certain critical boundaries like differentiation in concealing, lighter once of the edges, etc may get lost. To nullify such diversities the strategy of expansion will help.

$$A \oplus B = \sum_{b=0}^B A_b \dots \dots \dots \text{eqn 3.1}$$

Dilation, A: Input image, B: Structuring image b, structuring element

3.2 Horizontal and Vertical Edge Processing of an Image

The way of addressing the estimations over a given range of a variable sum is a histogram graph. The addressing of both the histogram approaches independently is done using the flat and vertical histogram. The difference of dull characteristics between the adjacent pixels of the image, in both the direction are addressed by these two histogram approaches.

In the past advance, the level histogram is resolved first. The computation explores through each section/fragment of the image to evaluate the level histogram. The second pixel from the top of each section, is taken as the initial pixel for the calculation. The difference among the first and the second pixel is done resolving. In case if qualification outperforms any one of the edges, then it will be added to signify aggregate of complexities. Following this, to calculate the difference between second and third pixels the count will go downwards. Later to process the whole of neighboring pixel complexities, the computation moves until the completion of the segment. Lastly the column-wise total is displayed. To evaluate the histogram vertically a comparative technique is done. For this circumstance, instead of the segments the lines are taken care of.

3.3 Passing Histograms through a Low Pass Digital Filter

Alluding to the below figures 3.4.1 and 3.4.2, there is a change in histogram values radically between sequential rows and columns.

The smoothening out of the estimations of histogram which have the extreme changes is done to hinder loss of huge information. Later, a low pass channel is used to remove the unwanted histogram values. When playing out the movement, each one of the histogram esteem is shown up at a midpoint by considering characteristics on its left-hand side and right-hand side. And is performed similarly on both the histogram similarly. Coming up next are two figures exhibiting the plot histogram value before experiencing a low-pass advanced channel and in the wake of experiencing a low-pass channel.

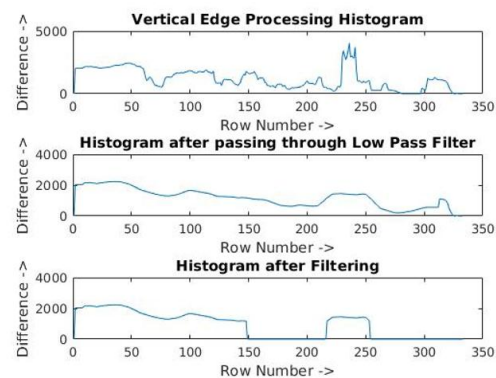


Fig 3.4.1: - Vertical Edge Processing (with filtering)

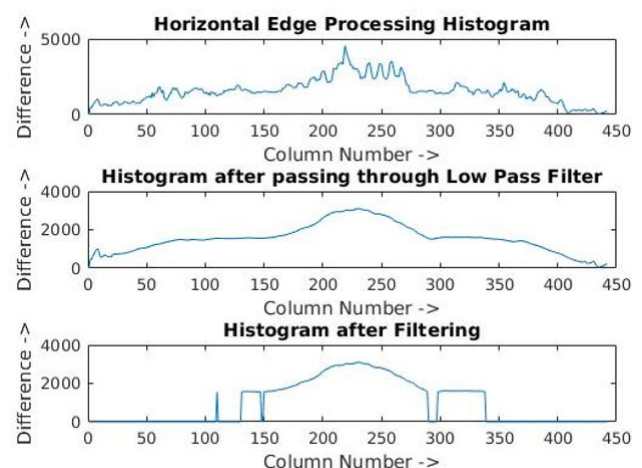


Fig 3.4.2: - Horizontal Edge processing (with filtering)

3.4 Filtering out Unwanted Regions in an Image

At a point when the histogram is experienced a low-pass channel, a channel is applied so as to remove undesirable

areas present from the image. For the circumstance, all unfortunate regions are lines and segments which have histogram esteems of low value. A low histogram esteem exhibits that close to no assortments among neighboring pixels is contained by the bit of picture. Since the region with the tag has plain foundation along with the alphanumeric characters on it, in the neighboring pixels, the distinction, will have huge difference at the edges of number plate and the characters. For such an image a very high histogram esteem is given by this result. Hence, a locale with high vertical and level histogram values will have a plausible tag. Hence, regions which are having less worth, are in this way not included in further calculation any longer. By applying a unique limit, such areas are expelled from the picture.

While in the calculation, the typical estimation of a histogram is proportionate to the dynamic edge. Along with the dynamic breaking point both the histograms are used in procedure. Hence the regions having almost high probability of including the number plate, demonstrated by the histogram are the obtained yields.

3.5 Segmentation

The next step is to find all the regions in the image where the event of containing a number plate should have high probability. Later an array is used to store the co-ordinates of all obtained probable regions.

$$P(\lambda | f_i) = \frac{P(f_i | \lambda)P(\lambda)}{\sum_{\lambda \in \Lambda} P(f_i | \lambda)P(\lambda)}$$

Here $\lambda \in \Lambda$, the set of all possible labels.

Eqn 2:- Probability Density Function (PDF) for Probable candidates

3.6 Region of Interest Extraction (ROI)

The yield of division process in previous step is a set of all those regions which have greatest likelihood of including a tag. To select the most plausible contender for the number plate, the corresponding region having the highest histogram esteem is selected from the set of regions. To locate a typical district having most extreme histogram esteems, all the locales are prepared in both the direction, i.e., column and row-wise. This region has most noteworthy likelihood of including the number plate.

This calculation was checked using a couple of data pictures having objectives fluctuating from arrange of 480 * 680 to 1600 * 1200. The photos included vehicles having different kind of tones and contrasting force of the light. Along with each picture, the count successfully perceived the required number plate of the vehicle. This count was for the

pictures which had their number plate balanced at a certain point (around 8-10 degree) inclined to level pivot. Indeed, having such misleading pictures, distinguishing of the number plates was done effectively.

$$P(\lambda) = \frac{\sum_{\lambda \in \Lambda} P(\lambda | f_i)}{|\Omega|}$$

where Ω is the set of all possible features.

Eqn 3:- PDF for Region Of Interest

4. Result & Discussion

The histogram-based technique is actualized in MATLAB utilizing not many predefined capacities and some rationale. Result is obtained for 30 example input pictures and the picture of the number plate is acquired as output for each of the 30 examples. It is observed that with an image as an input, including lot of components, the output i.e., the image of the number plate alone is obtained which hereby reduced the manual effort of noting down a number plate, which is replaced by just feeding a photo of the vehicle to this code.

The output obtained at the intermediate stages are as shown below,



Fig 4.1: - Original input image



Fig 4.2: - Gray scale converted image



Fig 4.3: - Dilated image



Fig 4.4: - Edge processed image



Fig 4.5: - Probable candidates for ROI.



Fig 4.6: - Final output

5. Conclusion

The sole target of this calculation was to determine the computational and numerical complexities of ANPR. By tending to the intelligent arrangements of the issue explanation this paper has proposed a calculation that effectively sidesteps the expense in computation, AI complexity and acknowledging the character approach. By utilizing pre-characterized capacities accessible for pre-preparing in MATLAB, the computational expense has been diminished. The calculation introduced in this paper is effective for most pictures, obtained under various conditions. This calculation beats the downsides of the past

proposed calculations with lesser complex and effectively viable methodology.

In further we should discover more precision. This calculation neglects to identify number plates under evolving enlightenments. Further research on this calculation will be made. We further need to broaden the ambit of this work progressively taking video input and legitimately interfacing it to the database for better policing and reconnaissance.

6. References

- [1] Dipayan Mitra, Soumit Banerjee, "Automatic Number Plate Recognition System: A Histogram Based Approach", IOSR Journal of Electrical and Electronics Engineering (IOSR-JEEE) e-ISSN: 2278-1676,p-ISSN: 2320-3331, Volume 11, Issue 1 Ver. IV (Jan. – Feb. 2016), PP 26-32.
- [2] Zhen-Xue Chen, Guo-You Wang, Fa-Liang Chang and Cheng-Yun Liu, "Automatic License-Plate Location and Recognition Based on Feature Saliance," IEEE Transactions on Vehicular Technology, vol. 58, no. 7, pp. 3781-3785, 2009.
- [3] Ch.Jaya Lakshmi, M. KantiKiran, Dr.K.Sri Ramakrishna and Dr.A.Jhansi Rani "A Novel Approach for Indian License Recognition System," International Journal of Advanced Engineering Sciences and Technologies, vol. 6, no. 1, pp. 10-14, 2011.
- [4] Shyang-Lih Chang, Li-Shien Chen, Yun-Chung Chung, and Sei-Wan Chen, "Automatic license plate recogniton," IEEE Transactions on Intelligent Transportation Systems, vol. 5, no. 1, pp. 42-53, 2004.
- [5] M. S. Sarfraz et al., "Real-Time automatic license plate recognition for CCTV forensic applications," Journal of Real-Time Image Processing- Springer Berlin/Heidelberg, 2011
- [6] K. S. Desai and H. N. Patel, "An Algorithm for License Plate Detection using Wavelet Transform," Journal of Operating Systems Development & Trends, vol. 2, no. 1, p. 7-14, 2015.
- [7] M. Mondal, P. Mondal, N. Saha and P. Chattopadhyay, "Automatic number plate recognition using CNN based self synthesized feature learning," in 2017 IEEE Calcutta Conference (CALCON), Kolkata, India, Dec. 2017.
- [8] M. Khinchi and C. Agarwal, "A Review on Automatic Number Plate Recognition Technology and Methods," in 2019 International Conference on Intelligent Sustainable Systems (ICISS), Palladam, Tamil Nadu, India, Feb. 2019.
- [9] R. Panahi and I. Gholampou, "Accurate Detection and Recognition of Dirty Vehicle Plate Numbers for High-Speed Applications," IEEE Transactions on Intelligent Transportation Systems, vol. 18, no. 4, pp. 767 - 779, August 2016.

[10] A. Menon and B. Omman, "Detection and Recognition of Multiple License Plate From Still Images," in 2018 International Conference on Circuits and Systems in Digital Enterprise Technology (ICCSDET), Kottayam, India, Dec. 2018.