

# Development of Self-Cleaning Socks using Nano-Finishing

P.Sambath<sup>1</sup>, Dr. C.S. Sentthil Kumar<sup>2</sup>,

<sup>1</sup>PG scholar

<sup>2</sup>Associate professor

<sup>1,2</sup>Department of Fashion Technology, Kumarakuru College of Technology, Coimbatore, Tamil Nadu, India

\*\*\*

**Abstract** - This work is to design and develop of self-cleaning socks using nano-particles technology. Socks of 100 % cotton are manufactured at SNQS International. Titanium dioxide TiO<sub>2</sub> nano-particles are proven to be good self-cleaning agent. So TiO<sub>2</sub> nano-particles of anatase form with photocatalytic property is taken for this project. This project mainly aims to avoid the use of or reduce laundering agents during washing and reduce the usage of water. Self-cleaning technology works on the presence of sun light and in presence of sun light TiO<sub>2</sub> acts as photo catalyst and removes stains, dirt etc. Then the finished socks are also tested to find out the anti-microbial property of socks.

**Key Words:** Socks, self-cleaning, TiO<sub>2</sub> nano-particles, photo catalyst, anti-microbial finishing.

## 1. INTRODUCTION

Self-cleaning is done by technique of repelling the contaminants like dirt, toxic pollutants, and microbes from surface. Nano-particles play a vital role in the design of self-cleaning materials, especially textile materials. This work aims at development of cost effective, durable, stable self-cleaning surfaces. There are two types of TiO<sub>2</sub> nanoparticles namely, anatase and rutile. The surface of nano particles have good photocatalytic activity which can be employed to self-cleaning technique. The technique of the self-cleaning technology is employed in socks and the properties are assessed to determine its self-cleaning ability and the main aspect to reduce the use of detergents during washing.

### 1.1 Objectives

To develop 100% cotton self-cleaning socks with Titanium Dioxide nano-particle finish and also evaluate antimicrobial property.

## 2. LITERATURE REVIEW

The main requirement of self-cleaning technique is to remove stain, dirt, microbes from the surface of the materials [1]. The self-cleaning ability of cotton were tested in four compositions as 1%, 3%, 5% and 10% results shows cotton treated with TiO<sub>2</sub> shows good self-cleaning ability without affecting the comfort properties [3]. Good self-cleaning efficiency is achieved with optimum temperature at 80°C in 15 min optimum coating time [2,4]

Self-cleaning technique reduces labours and also avoids the use of detergent which helps to make environment sustainable [1,9] CA can be used both for disposable and non-disposable materials that require durability to laundering. CA also used as good anti-microbial agent [7]. The hydrophilic coating shows good self-cleaning efficiency with improved stability of the material [8].

## 3. MATERIALS AND METHODS

Socks were knitted from 100 % cotton 30<sup>S</sup> Ne yarn at a socks manufacturing company. Bleached socks and finished with TiO<sub>2</sub> nano-particles.

### 3.1 Synthesis of Titanium Dioxide nano-particles

Titanium dioxide nano particles synthesized by the following proportion of chemicals as in the Table 1. This method is proven to get high productivity than the remaining methods.

**Table: 1** Proportion of Chemicals Added

Compounds	Amount added
Titanium iso propoxide	50 ml
water	200 ml
urea	1g

Distilled water and urea were introduced into a beaker and the solution was stirred for five minutes. Titanium isopropoxide was added dropwise and stirred for 30 min. This suspension was introduced to a water bath at 90°C for one hour. Then dried at 80°C for 12 hours.

### 3.1 Cross linking of TiO<sub>2</sub> nano particles on socks

1 % TiO<sub>2</sub> Nano particles (on the weight of dry cellulose) were dispersed in cellulose solution by mechanical stirring at room temperature (27 – 30°C) and 2000 rpm for 120 mins.

1% Citric acid (on the weight of sample) is used as binder.

Few drops of wetting agent is added to the solution.

The fabric is soaked in the solution for 30 min

The coated fabrics were dried at 60°C for 30 min.



**Fig -1:** nano particle solution

## 4. Results and Discussion

### 4.1 FTIR of Treated and Untreated Socks

Fourier Transform Infrared Spectroscopy (FTIR) is tested for both the treated and untreated sample. The samples are tested in the laboratory and the results were discussed below,

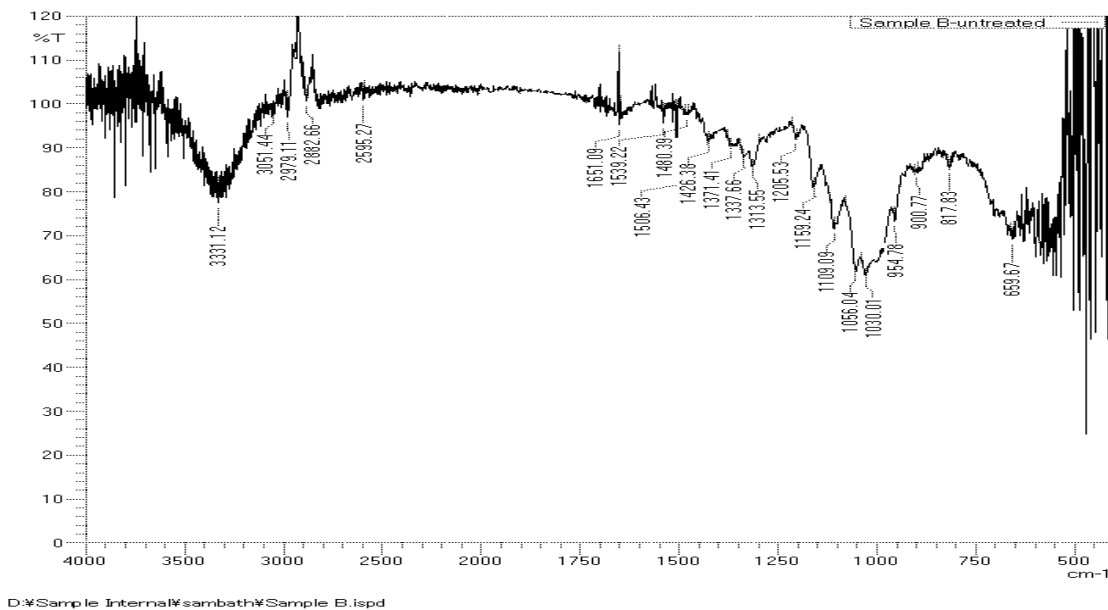


Fig-4.1 FTIR of untreated sample

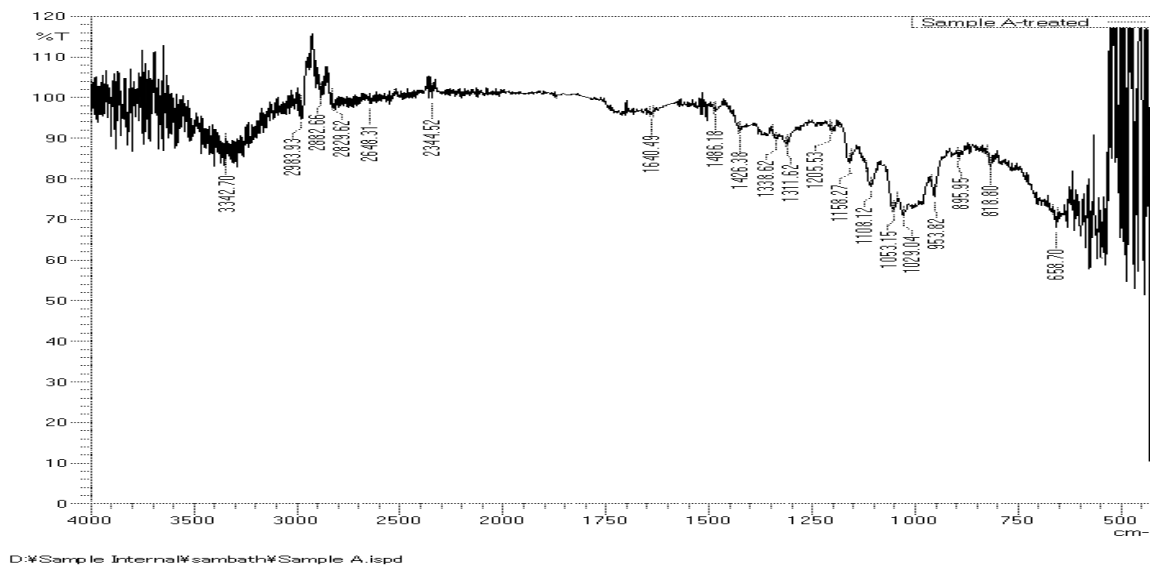


Fig-4.1 FTIR of treated sample

#### 4.2 Findings in FTIR


Peak at 550 of the treated shows the presence of TiO<sub>2</sub> nanoparticles which is not present in the untreated fabric.

#### 4.3 TEM Analysis of Nanoparticles

TEM is a microscopy technique which is done to determine the purity and size of nano particles and the result is shown below,

**Titanium Dioxide Nano Powder 99.9% Purity**

Test Item	Composition
Color	White
Particle size	30-50nm
Crystal Form	Anatase
Surface Specific Area	30-50 m <sup>2</sup> /g
Density	3.8g/cm <sup>3</sup>
Cl	600ppm
Co	10ppm
Cu	30ppm
Fe	60ppm
K	200ppm
Ni	100ppm



**Fig-4.3** TEM Analysis

**4.4 Efficiency of Cleaning**

TiO<sub>2</sub> nano-particle treated and untreated socks were worn and used for 5 hours and then both the samples are removed and dried in sunlight for 3 hours and then both the samples are rated by grey scale testing method and the results are tabulated.

**Table- 4.4** Change in stain

S.No	Material	Parameter	Grey scale Rating for change in stain
1	Untreated socks	Change in stain	1.5
2	Treated socks	Change in stain	3

Treated fabric after drying in sunlight shows in stain which the stain is lesser than the untreated fabric due to the action of nanoparticles in the presence of sunlight change.

**5. Conclusion**

The socks coated with TiO<sub>2</sub> nano particles has shown good cleaning efficiency in the grey change in color scale staining method. The untreated socks has stain rating nearly up to 3 in grey scale rating but in treated socks it is nearly 1.5 and also good visible difference is seen in stain variation.

**REFERENCES**

[1] Abidi N, Cabrales L, Hequet E (2009) Functionalization of a cotton fabric surface with titaniananosols: applications for self-cleaning and UV-protection properties. ACS Appl Mater Interfaces 1(10):2141–2146. <https://doi.org/10.1021/am900315t> CrossRefGoogle Scholar  
 [2] <https://www.nanowerk.com/spotlight/spotid=19644.php>

- [3] Kale, B. M., Wiener, J., Militky, J., Rwawiire, S., Mishra, R., Jacob, K. I., & Wang, Y. (2016). Coating of cellulose-TiO<sub>2</sub> nanoparticles on cotton fabric for durable photocatalytic self-cleaning and stiffness. *Carbohydrate Polymers*, 150, 107–113. doi:10.1016/j.carbpol.2016.05.006
- [4] Doganli, G., Yuzer, B., Aydin, I., Gultekin, T., Con, A. H., Selcuk, H., & Palamutcu, S. (2015). Functionalization of cotton fabric with nanosized TiO<sub>2</sub> coating for self-cleaning and antibacterial property enhancement. *Journal of Coatings Technology and Research*, 13(2), 257–265. doi:10.1007/s11998-015-9743-7
- [5] Synthesis and characterization of TiO<sub>2</sub> nanoparticles M.M. Viana, V.F. Soares, 5.N.D.S. Mohallem \* Chemistry Department, Federal University of Minas Gerais, Belo Horizonte, MG, CEP: 31270-901, Brazil Received 15 March 2010; received in revised form 29 March 2010; accepted 28 April 2010 Available online 30 June 2010.
- [6] . Effect of Nano TiO<sub>2</sub> on Self-cleaning Property of Cross-linking Cotton Fabric with Succinic Acid Under UV Irradiation Loghman Karimi\*<sup>1</sup>, Mohammad Mirjalili<sup>1</sup>, Mohammad Esmail Yazdanshenas<sup>1</sup> and Ali Nazari<sup>2</sup> <sup>1</sup> Textile Department, Islamic Azad University, Yazd Branch, Yazd, Iran <sup>2</sup> Design and Clothing Department, Islamic Azad University, Yazd Branch, Yazd, Iran Received 3 February 2010, accepted 19 April 2010, DOI: 10.1111 / j.1751-1097.2010.00756.x.
- [7] Bischof Vukušić, S., Flinčec Grgac, S., Budimir, A., & Kalenić, S. (2011). Cotton textiles modified with citric acid as efficient anti-bacterial agent for prevention of nosocomial infections. *Croatian Medical Journal*, 52(1), 68–75. doi:10.3325/cmj.2011.52.68 .
- [8] . Photocatalytic, superhydrophilic, self-cleaning TiO<sub>2</sub> coating on cheap, light-weight, flexible polycarbonate substrates Author links open overlay panel Takahiro Adachia Sanjay S. Lattheb Suresh W. Gosavic Nitish Roy a Norihiro Suzukia Hiroshi Karia Kazuki Kato a Ken-ichi Katsumata a Kazuya Nakata a Manabu Furudate a Tomohiro Inoue d Takeshi Kondo a Makoto Yuasa a Akira Fujishimaa Chia-ki Terashimaa
- [9] Surface Modification of Cotton Fabric Using TiO<sub>2</sub> Nanoparticles for Self-Cleaning, Oil–Water Separation, Antistain, Anti-Water Absorption, and Antibacterial Properties Balraj Krishnan Tudu, Apurba Sinhamahapatra,\* and Aditya Kumar