

Recognition of Handwritten Digit Operated using Convolution Neural Network

K.Sahiti¹, K.Kranthi Kumar²

¹Btech, Information Technology, Sreenidhi Institute of Science and Technology, Hyderabad, Telangana

²Professor, Dept of Information Technology, Sreenidhi Institute of Science and Technology, Hyderabad, Telangana

Abstract - Manually written character acknowledgment is one of the for all intents and purposes significant issues in design acknowledgment applications. The uses of digit acknowledgment remember for postal mail arranging, bank check preparing, structure information passage, and so on. The core of the issue exists in the capacity to build up an effective calculation that can perceive written by hand digits and which is presented by clients by the method of a scanner, tablet, and other advanced gadgets. This paper presents a way to deal with disconnected transcribed digit acknowledgment dependent on various AI methods. The principle target of this paper is to guarantee successful and solid methodologies for acknowledgment of written by hand digits. A few machines learning calculation to be specific, Multilayer Perceptron, Support Vector Machine, Naïve Bayes, Bayes Net, Random Forest, J48 and Random Tree has been utilized for the acknowledgment of digits utilizing WEKA. A manually written digit acknowledgment framework was utilized in an exhibition undertaking to imagine fake neural systems, specifically Kohonen's self-sorting out element map. The motivation behind this task was to present neural systems through a moderately straightforward application to the overall population. This paper portrays a few strategies utilized for preprocessing the written by hand digits, just as various manners by which neural systems were utilized for the acknowledgment task. Though the primary objective was an absolutely instructive one, a moderate acknowledgment pace of 98% was reached on a test set.

1. INTRODUCTION

Manually written digit acknowledgment is presently generally acclimated process bank checks, postal locations, and so on consequently. A portion of the current frameworks incorporate computational knowledge strategies like artificial neural systems or emblematic rationale, while others might be huge query tables that contain potential acknowledge of manually written digits.

Artificial neural systems are created since the 1940s, yet just the past fifteen years have they been broadly applied in an exceedingly enormous sort of controls. Beginning from the artificial neuron, which could be a straightforward numerical model of an organic neuron, numerous sorts of neural systems exist these days.

1.1 Present System

For various purposes, papers are being subbed with advanced records. Be that as it may, in our regular daily existences we despite everything see a great deal of paper reports. Machines are not ready to get a handle on what was imprinted on such real records. Changing over written by hand characters into PC characters was and keeps on being a troublesome issue before.

1.2 Proposed System

For quite a while pioneers in the region of AI have endeavoured to take care of this issue. Various best in class Machine Learning calculations will decipher written by hand characters precisely. Convolutional Neural Networks (CNN) calculation has been generally utilized as of late and has shown positive results in various PC vision assignments.

2. PROCEDURE

Stacking the MNIST dataset includes calling the technique mnist.load information). Of the 70,000 photographs in the dataset, 60,000 are accessible for planning, and 10,000 for investigation.

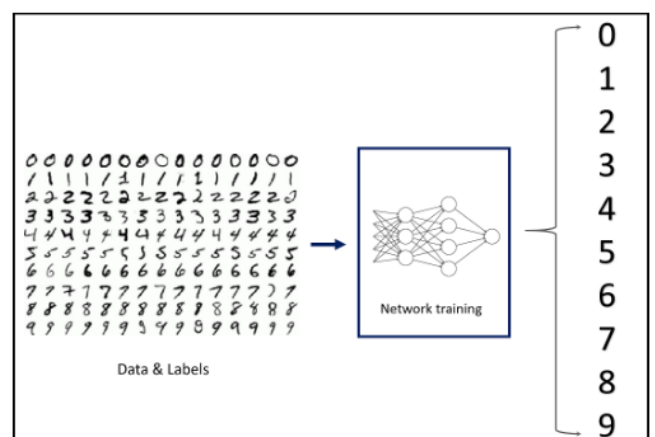


Fig -1: Loading MNIST dataset

The picture information cannot be taken care of legitimately into the calculation, so we have to run certain tasks and break down the information for our neural system to be prepared for it. Next, our informational collection inputs (X train and X test) should be reshaped to the structure that our calculation accept as we train the product. The preparation information perspective is given (60000, 28, 28). The CNN model would permit an additional measurement and we can reshape the network to shape (60000, 28, 28, 1).

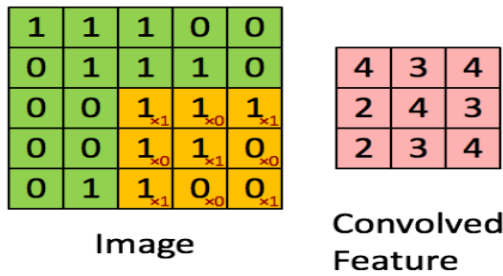


Fig -2: Data Processing

The kind of example we'll be utilizing is Sequential. Successive is the most ideal approach to unite an example. To add layers to our model we utilize the capacity 'include'. The initial 2 layers will be Layers of Conv2D. There are convolution layers that will cooperate with our two-dimensional frameworks input pictures. There is a 'Level' layer in the middle of the Conv2D layers and the dainty one.

Smooth goes about as an extension between the thick layers and the convolution. 'Thick' is the kind of layer for our yield layer that we will use in. Thick is a normal layer sort, utilized for neural systems in a few cases. In our yield layer we'll have 10 focuses, one for every potential result (0-9).



Fig -3: Building the model

We will utilize the test set given to us in our dataset for our testing results, which we have broken into X test and y test. The quantity of ages is the measure of times the model can

disregard the outcomes. The more ages we run, the quicker the model will be, up to a specific stage. After this stage, the model will quit improving after every age.

At the point when you need to see the specific suppositions our calculation has created about the test outcomes, we will utilize the figure technique. The conjecture technique would give a variety of 10 figures. These figures are the chances that the example picture coordinates every digit (0-9). The exhibit file of the most elevated number mirrors the anticipated worth. The aggregate of every factor is equal to 1




Fig -4: Making predictions

3. IMPLEMENTATION AND ANALYSIS

CNN (Convolutional Neural networks) is utilized for digit recognizable proof in transcribed kind. The last two layers n1 and n2 fill in as classifiers for ANN. The system's first layers C1 up to S2 fill in as an exercisable extractor component. These are ANN layers with one of a kind limitation to acquire invariant area qualities from two-dimensional shapes. One may characterize the various layers in this design by: 1) Convolution Layers (CLs): highlight maps of CLs, for example, C1 and C2, incorporate neurons that take their synaptic contributions from a focal open field and sense comparative highlights accordingly.

In a capacity outline, the loads of neurons are traded, so the exact area of the nearby capacity is less critical, bringing about invariance of changes. The model framework on a one-dimensional input on a convolution neuron. The outline shows names for the various factors, x for the info outline, v for the trainable part loads traded and b for the trainable inclination property. The data sources are utilized for processing a weighted aggregate of piece size K; this is characterized as the potential p for neurons.

4. CONCLUSIONS

In this work a modification of the elevated level calculation is recommended to decrease the computational remaining task at hand of trainable capacity extractors of a CNN. The refreshed calculation's learning capacities are not decreased; this is shifts with true benchmarks. Such tests demonstrate that the change brings about a 65-83 percent decrease in the capacity extraction stages for the fundamental number of tasks.

REFERENCES

- Guangyi Chen and Tien D. Bui, "Invariant Fourier-Wavelet Descriptor for Pattern Recognition," Pattern Recognition, Vol. 32, No. 7, pp. 1083-1088, July 1999.
- Leticia M. Seijas and Enrique C. Segura, "A Wavelet-based Descriptor for Handwritten Numeral Classification," 2012 International Conference on Frontiers in Handwriting Recognition.
- P. Zhang, T. D. Bui, C. Y. Suen, "Extraction of Hybrid Complex Wavelet Features for the Verification of Handwritten Numerals," Proceedings of the 9th Int'l Workshop on Frontiers in Handwriting Recognition, IEEE (IWFHR-9 2004) 2004.
- Y. LeCun, L. Bottou, Y. Bengio, P. Haffner, "Gradient-based learning applied to document recognition," Proceedings of the IEEE 86 (11) 2278-2324, 1998.