

FAKE NEWS DETECTION USING ML

Srishti Agrawal¹, Vaishali Arora², Ruchika Arora³, Pronika Chawla⁴, Madhumita Kathuria⁵

¹Srishti Agrawal: Department of Computer Science Engineering, MRIIRS, Faridabad, Haryana, India

²Vaishali Arora: Department of Computer Science Engineering, MRIIRS, Faridabad, Haryana, India

³Ruchika Arora: Department of Computer Science Engineering, MRIIRS, Faridabad, Haryana, India

⁴Pronika Chawla: Professor, Department of Computer Science Engineering, MRIIRS, Faridabad, Haryana, India

⁵Madhumita Kathuria: Professor, Department of Computer Science Engineering, MRIIRS, Faridabad, Haryana, India

Abstract - Fake news is described as a story that is made up with an intention to misdirect or to delude the reader. We have presented a response for the task of fake news discovery by using Deep Learning structures. Due to numerous number of cases of fake news the result has been an extension in the in the spread of fake news. Because of the wide effects of the huge onsets of fake news, individuals are clashing if not by large poor locators of fake news. With these, moves have been made to make an automatic system for fake news identification. The most preferred of such activities incorporate "blacklists" of sources and makers that are not dependable. While these instruments are utilized to make an increasingly dynamic complete start to finish arrangement, we need to speak to progressively troublesome cases where progressively solid sources and creators release counterfeit news. As, the goal of this undertaking was to make an apparatus for recognizing the language plans that depict fake and certified news utilizing AI, AI and regular language preparing strategies. The results of this project demonstrate the limit with regards to machine learning and AI to be significant. We have constructed a model that gets many no of natural signs of genuine and fake news & also an application that guides in the representation of the classification choice.

Key Words: CPU - Central Processing Unit, OS - Operating System, RAM - Random Access Memory, UI - User Interface, API - Application Program Interface, ATA - Advanced Technology Advancement, SCSI - Small Computer System Interface, SATA - Serial Advanced Technology Advancement, NCSA - National Center for Supercomputing Applications, TF - Term Frequency, IDF - Inverse Document Frequency, AI - Artificial Intelligence, ML - Machine Learning

1. INTRODUCTION

Fake news might be a moderately new term yet it isn't really another new phenomenon. However, the advances in technology and the spread of news through various kinds of media have expanded the fake news expansion today. As such, fake news impacts have expanded exponentially in the past and something must be done to keep this from proceeding later in the future. This project includes using AI, ML and NLP techniques to make a model

that can uncover records that are, with high probability, fake news stories and articles. A large number of the current computerized ways to deal with this issue are based on a "boycott" of creators and sources that are known makers of fake news. However, shouldn't something be said about when the creator is not known or when fake news is distributed through large number of reliable sources? In these cases it is important to depend basically on the substance of the news story to settle on a choice on whether it is fake or real. By gathering instances of both genuine and fake news and preparing a model, it should be conceivable to arrange fake news stories with a specific level of precision. The objective of this project is to discover the viability and impediments of language-based systems for detecting any type of fake news which is detected using the machine learning algorithms, AI calculations including however not restricted to convolutional neural systems and recurrent neural systems. The result of this project should be to decide how much can be accomplished in this task by dissecting designs contained in the text and bind to the outside data about the world. This kind of solution isn't expected to be an end to end solution for fake news. Like the "boycott" approaches referenced, there are cases in which it fails and some for which it succeeds. Rather than being an end to end solution, this project is expected to be one solution that could be utilized to help people who are attempting to classify fake news. On the other hand, it could be one tool that is used in future applications that intelligently combine different devices to make an end to end solution for automation of the procedure of fake news classification.

1.1 LITERATURE REVIEW

Quick technological advancement have authorized news papers and journalism to be distributed over the web and the rise of Twitter, Youtube, Instagram, Facebook and some other social networking sites. Networking Sites have become a noteworthy method to speak for people with each other and offer schemes and thoughts. Critical components of a person these networking sites is quick sharing of information. Specifically in this situation, exactness of the news or information distributed is critical. Fake news spreading on different networking sites has

become the most concerning issue. Fake news has majorly influenced everyday lives and the social requests of many individuals & caused some negative impacts. Here, the most thorough electronic databases have been broken down to take a greater look at articles about identification of news that is fake on networking sites using an efficient practice of literature review. The fundamental point to study this is revealing the advantages that AI uses for the knowledge about fake news & its victory in one application or the other. Accordingly, assumptions were made that the victory of computerized reasoning gadgets is more than 90%. This is accepted to be a manual for anyone related to this field (researchers and individuals).

1.2 PROPOSED METHODOLOGY

The fundamental thought to make a model to foresee the trustworthiness of continuous news affairs going on. The proposed is comprises of following steps:

- Collection Of Data
- Pre-Processing Of Data
- Classification
- Result Analysis

The key expressions of news affairs have been taken in a form that needs to be verified. The filtered data is then stored in a database known as MangoDB. Data Pre Processing unit is very reliable for setting up data for the additional processing that is required. Classification is basically dependent on:

- No. Of Tweets
- No. Of hashtags
- No. Of adherents
- Confirmed User
- Sentiment Score
- No. Of Retweets
- Methods Of NLP

1.3 MOTIVATION

We have taken key expressions of the news affairs in the form of data data that the individual needs to verify. Data that gets filtered is stored in Mango DB. Data Pre processing unit is considered to be liable for setting up data for the additional processing required. The classification depends of these features like twitter studies.

Stance Detection is used for examining the stance of the author. It is a psychological model that is used by the author. Stance Detection has many other applications. The stance of the author can be considered as: Agreed, Neutral or Disagreed.

We can determine whether a news story is fake or genuine once we have considered all the classes. Also the authenticity for a new story is given. After that we classify the outputs and use classification algorithms.

2. MODELS USED

TF (Term Frequency):

Total No. Of times the word has occurred in a document divided by the total no. Of words in the document is known as term frequency. High value means the word has that a term has occurred more frequently than the other terms & therefore the document file, when the term is a part of the speech is a good match.

IDF (Inverse Document Frequency):

Log of the no. Of documents divided by the no. Of documents that contain the word w is known as IDF or Inverse Document Frequency. The weight of less frequent words in all the documents in the corpus is determined by Inverse Document Frequency. Words occurring many times in a document and other documents as well may not be considered relevant. Significance of a term in the entire corpus is known as IDF. TfidfVectorizer converts documents which were initially raw to TF-IDF features matrix.

PassiveAggressiveClassifier:

Passive Aggressive Classifier are the algorithms for learning/ training the dataset used for both regression and classification. The algorithm is passive when a correct outcome classification occurs and is aggressive when there is any miscalculation, misclassification, updating and adjusting. It does not converge like most of the other algorithms. The main objective of this algorithm is making changes that would correct the loss & would cause a very small amount of changes in the weight vector's standard.

Multinomial NB (Naïve Bayes):

The type is classifier that is suitable for the classification with discrete features is known as MultinomialNB. Examples of discrete features are count of words for text classification of text. Integer feature count is normally required in multinomial distribution.

- Fractional counts
- tf-idf

SVC (Support Vector Classifier):

The fit time scales quadratically and also with the no. Of samples, it may be impractical for tens of thousands of samples. The main objective of a Linear Support Vector Classifier (SVC) is to fit to the data that has been provided and in return getting a "best fit" hyperplane that will

categorize and divide the data. To see what the predicated class is some features are given to the classifier after we get the hyperplane. Thus this algorithm can be used in many situations and is also suitable for our use.

MODEL ANALYSIS

Confusion Matrix

Also called a error matrix, a confusion matrix is employed to specifically solve the matter of applied mathematics classification within the machine learning field. Essentially a confusion matrix is employed to allow the outline on however well the classification model or classifier has performed on a dataset that we all know verity values. A confusion matrix features a tabular structure. The performance of the classifier is unreal. The confusion between totally different categories is well known. Example: Mislabeling of 1 category as another. Principally the performance measures taken square measure measure calculated exploitation this matrix. To represent the estival of outcomes of predictions on a classification model, principally a confusion matrix is employed. The quantity of incorrect and proper predictions with values of count is summarized employing a confusion matrix. This is often the key to the confusion matrix. The classification model is confused in an exceedingly totally different range of the way once it makes the predictions. This is often depicted by a confusion matrix. The errors that the classifier makes and also the styles of error that square measure created square measure shown exploitation the confusion matrix.

Accuracy score:

Accuracy that gives us the knowledge about a fraction of samples that are correctly predicted is the most commonly used metric for classification. Sklearn library is used to predict the accuracy score that will take the input as datasets and the dataset labels & predicted dataset labels are used to display the percentage of accuracy of the model.

Precision:

It is another commonly used performance metric for classification which gives the percentage of results which are relevant i.e. it identifies relevant data points.

Recall:

Another performance metric used in classification modelling which is the percentage of results that are actually relevant i.e. correctly classified by the model.

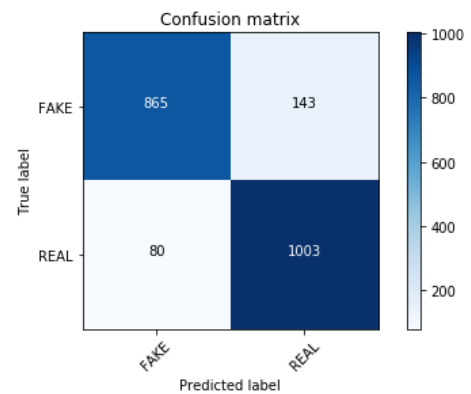


Figure 1: Confusion matrix for Multinomial nb count

Here, TP (True Positives) =865

FP (False Positives) =143

FN (False Negatives) =80

TN (True Negatives) =1003

Accuracy = (TP+TN)/(TP+FP+FN+TN)

=(865+1003)/(865+143+80+1003)=89.3%

Precision = TP/(TP+FP)

=865/(865+143)=85.8%

Recall = TP/(TP+FN)

=865/(865+80)=91.5%

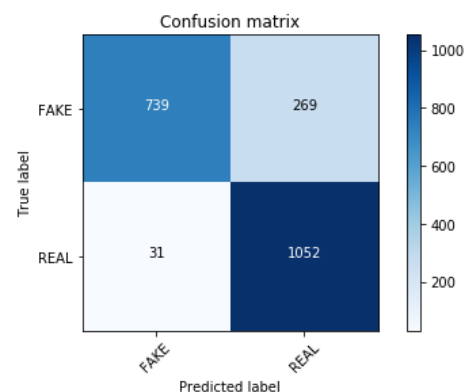


Figure 2: Confusion matrix for Multinomial nb tf-idf

Here, TP (True Positives) =739

FP (False Positives) =269

FN (False Negatives) =31

TN (True Negatives) =1052

$$\text{Accuracy score} = (TP+TN)/(TP+FP+FN+TN)$$

$$=(739+1052)/(739+269+31+1052)=85.7\%$$

$$\text{Precision} = TP/(TP+FP)$$

$$=739/(739+269)=73.3\%$$

$$\text{Recall} = TP/(TP+FN)$$

$$=739/(739+31)=95.9\%$$

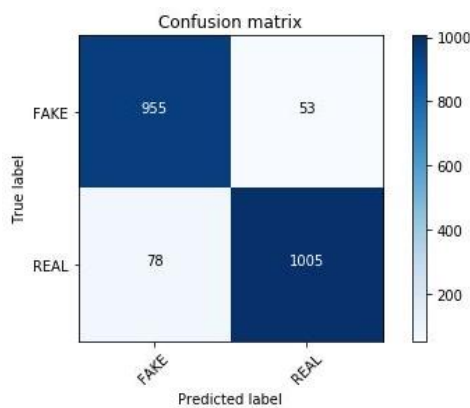


Figure 3: Confusion Matrix for PassiveAggressive

Here, TP (True Positives) =955

FP (False Positives) =53

FN (False Negatives) =78

TN (True Negatives) =1005

$$\text{Accuracy score} = (TP+TN)/(TP+FP+FN+TN)$$

$$=(955+1005)/(955+53+78+1005)=93.7\%$$

$$\text{Precision} = TP/(TP+FP)$$

$$=955/(955+53)=94.7\%$$

$$\text{Recall} = TP/(TP+FN)$$

$$=955/(955+78)=92.4\%$$

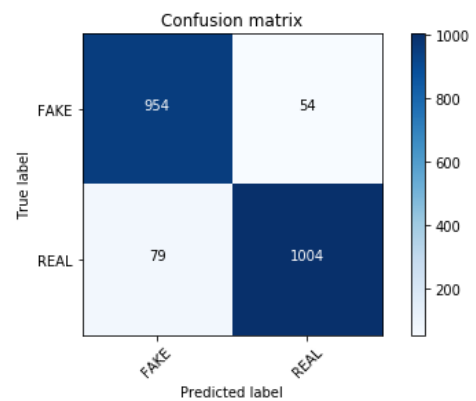


Figure 4: Confusion matrix for svc

Here, TP (True Positives) =954

FP (False Positives) =54

FN (False Negatives) =79

TN (True Negatives) =1004

$$\text{Accuracy score} = (TP+TN)/(TP+FP+FN+TN)$$

$$=(954+1004)/(954+54+79+1004)=93.6\%$$

$$\text{Precision} = TP/(TP+FP)$$

$$=954/(954+54)=94.6\%$$

$$\text{Recall} = TP/(TP+FN)$$

$$=954/(954+79)=92.3\%$$

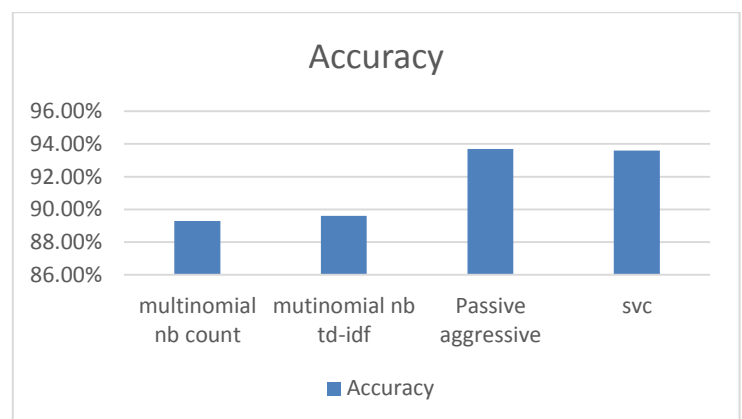


Chart 1: Accuracy of different models

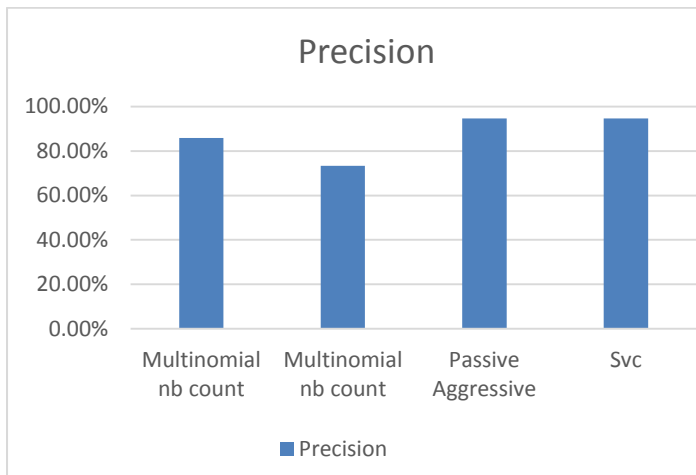


Chart 2: Precision of different models

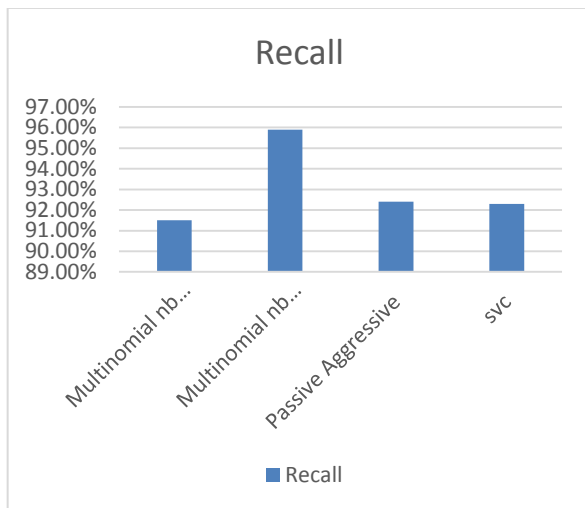


Chart 3: Recall of different models

3. Conclusion and Future Scope

Fake news is categorized as any kind of cooked-up story with an intention to deceive or to mislead. In this paper we are trying to present the solution for fake news detection task by using Machine Learning techniques. Many events have resulted to a rise in the prominence and spread of phony news. The widespread impacts of the massive onset of fake news can be seen, humans are conflicting if not outright poor detectors of fake news. With this, endeavours are being made to automate the task of fake news detection. The most mainstream of such actions include blacklisting of sources and authors that are unreliable. Even though these tools are useful, but in order to produce a progressive complete end to end solution, we are required to represent for tougher cases where reliable sources and authors are responsible for releasing fake news. Here, the purpose of this project was to build a model that help us to recognize the language patterns that can be used to classify fake and real news with the help of ML (machine learning) techniques. The outcomes of this

project shows the capability of ML to be fruitful in this task. We have tried to build a model that helps in catching many intuitive indications of real and fake news as well as in the visualization of the classification decision.

Now-a-days fake news is such a big problem that it is affecting our society as well as our facts and opinions. The problem that needs to be solved can be solved using AI and Machine learning techniques.

References

1. James Thorne, Mingjie Chen, Giorgos Myriantous, Jiashu Pu, Xiaoxuan Wang, and Andreas Vlachos. Fake news stance detection using stacked ensemble of classifiers. In Proceedings of the 2017 EMNLP Workshop: Natural Language Processing meets Journalism, pages 80–83, 2017.
2. Mykhailo Granik and Volodymyr Mesyura. Fake news detection using naive bayes classifier. In 2017 IEEE First Ukraine Conference on Electrical and Computer Engineering (UKRCON), pages 900–903. IEEE, 2017.
3. Yang Yang, Lei Zheng, Jiawei Zhang, Qingcai Cui, Zhoujun Li, and Philip S. Yu. Ti-cnn: Convolutional neural networks for fake news detection.
4. Yaqing Wang, Fenglong Ma, Zhiwei Jin, Ye Yuan, Guangxu Xun, Kishlay Jha, Lu Su, and Jing Gao. Eann: Event adversarial neural networks for multi-modal fake news detection. In Proceedings of the 24th acm sigkdd international conference on knowledge discovery & data mining, pages 849–857. ACM, 2018.
5. Conroy, Niall & Rubin, Victoria & Chen, Yimin. (2015). Automatic Deception Detection: Methods for Finding Fake News. . USA
6. Ball, L. & Elworthy, J. J Market Anal (2014) 2: 187. <https://doi.org/10.1057/jma.2014.15>
7. Lu TC. Yu T., Chen SH. (2018) Information Manipulation and Web Credibility. In: Bucciarelli E., Chen SH., Corchado J. (eds) Decision Economics: In the Tradition of Herbert A. Simon's Heritage. DCAI 2017. Advances in Intelligent Systems and Computing, vol 618. Springer, Cham
8. Rubin, Victoria & Conroy, Niall & Chen, Yimin & Cornwell, Sarah. (2016). Fake News or Truth? Using Satirical Cues to Detect Potentially Misleading News. . 10.18653/v1/W16-0802.
9. Shloka Gilda, "Evaluating Machine Learning Algorithms for Fake News Detection", 2017 IEEE 15th Student Conference on Research and Development (SCORED).
10. Mykhailo Granik, Volodymyr Mesyura, "Fake News Detection Using Naive Bayes Classifier", 2017 IEEE First Ukraine Conference on Electrical and Computer Engineering (UKRCON).
11. Cody Buntain, Jennifer Golbeck, "Automatically Identifying Fake News in Popular Twitter

- Threads”, 2017 IEEE International Conference on Smart Cloud.
12. Marco L. Della Vedova, Eugenio Tacchini, Stefano Moret, Gabriele Ballarin, Massimo DiPierro, Luca de Alfaro, “Automatic Online Fake News Detection Combining Content and Social Signals”, ISSN 2305-7254,2017.
 13. Saranya Krishanan, Min Chen, “Identifying Tweets witj Fake News”,2018 IEEE Interational Conference on Information Reuse and Integration for Data Science.
 14. Conroy, N., Rubin, V. and Chen, Y. (2015). “Automatic deception detection: Methods for finding fake news.”, Proceedings of the Association for Information Science and Technology, 52(1), pp.1-4.
 15. S. Maheshwari, “How fake news goes viral: A case study”, Nov.2016. [Online]. Available: <https://www.nytimes.com / 2016 / 11 / 20 / business / media / how- fake - news - spreads.html> (visited on 11/08/2017).
 16. Nikita Munot, Sharvari S. Govilkar, “Comparative Study of Text Summarization Methods”, International Journal of Computer Applications (0975 - 8887) Volume 102- No.12, September 2014.
 17. N. J. Conroy, V. L. Rubin, and Y. Chen, “Automatic deception detection: Methods for finding fake news,” Proceedings of the Association for Information Science and Technology, vol. 52, no. 1, pp. 1–4, 2015.
 18. S. Feng, R. Banerjee, and Y. Choi, “Syntactic stylometry for deception detection,” in Proceedings of the 50th Annual Meeting of the Association for Computational Linguistics: Short Papers-Volume 2, Association for Computational Linguistics, 2012, pp. 171–175.
 19. Shlok Gilda, Department of Computer Engineering, Evaluating Machine Learning Algorithms for Fake News Detection, 2017 IEEE 15th Student Conference on Research and Development (SCoReD)
 20. Peng Zhou, Wei Shi, Jun Tian, Zhenyu Qi, Bingchen Li, Hongwei Hao, and Bo Xu. Attention-based bidirectional long short-term memory networks for relation classification. In Proceedings of the 54th Annual Meeting of the Association for Computational Linguistics (Volume 2: Short Papers), pages 207–212, Berlin, Germany, August 2016. Association for Computational Linguistics.
 21. Hunt Allcott and Matthew Gentzkow. Social media and fake news in the 2016 election. In Journal of Economic Perspective, volume 31, 2017.
 22. Jeffrey Gottfried and Elisa Shearer. News Use Across Social Medial Platforms 2016. Pew Research Center, 2016.
 23. Craig Silverman and Lawrence Alexander. How teens in the balkans are duping trump supporters with fake news. Buzzfeed News, 3, 2016.
 24. Rong-En Fan, Kai-Wei Chang, Cho-Jui Hsieh, Xiang-Rui Wang, and Chih-Jen Lin. Liblinear: A library for large linear classification. J. Mach. Learn. Res., 9:1871–1874, 2008.
 25. Stephen Robertson. Understanding inverse document frequency: On theoretical arguments for idf, 2004.