

An Effective Enactment and Integration of Digital Manufacturing using Data Deduplication for Cloud Backup

R. Deepak Suresh Kumar^{1*}, T. Paul Immanuel², M. S. Sujith Raja³, K. Pradeep³

¹Assistant professor, Department of Mechanical Engineering, Chennai Institute of Technology, India

²Assistant professor, Department of Computer Science Engineering, Chennai Institute of Technology, India

³Student, Department of Mechanical Engineering, Chennai Institute of Technology, Chennai, India

Abstract - In this arising world, digital manufacturing assumes an imperative role in developing enterprises. It is a coordinated way to deal with manufacturing that is revolved around a PC framework. The change to computerized producing has gotten more mainstream with the ascent in the amount and nature of PC frameworks in assembling plants. Cloud reinforcement is a model where the computerized information is put away. At the point when the information is backed up, it tends to be utilized anywhere and it will never delete. Yet, there are more prospects of duplicate documents. This will most likely turn into a danger to the user. This paper clarifies the usage of digital manufacturing with information deduplication for cloud reinforcement. This assists with eliminating copy or repetitive data in cloud reinforcement which guarantees the security of the information stored.)

Key Words: Digital Manufacturing, Cloud Computing, Data Deduplication, Improvement, Cloud Recovery.

1. INTRODUCTION

The world is pushing ahead step by step as the innovation improves. These advances changed the human life upside down making their work simple and secure. One of the arising technologies are computerized manufacturing and cloud reinforcement. Digital manufacturing systems regularly consolidate enhancement abilities to decrease time, cost, and improve the productivity of most cycles. Here are various tooling measures that advanced assembling uses. Yet, every advanced manufacturing measure includes the utilization of computerized numerical controlled machines. Cloud backup is an information stockpiling in which it tends to be gotten to from anyplace with more protection. At the point when the information is supported up, copy records will be produces which turns out to be harder. Executing digital manufacturing in the field of cloud support is known as cloud based manufacturing. It alludes to a model that uses the admittance to open data from different assets to create reconfigurable creation lines to improve productivity, lessen costs, and improve reaction to client needs^[1]. This article is definite about how to execute digital manufacturing in cloud reinforcement. While executing this, deduplication is one of the significant cycles which alludes to the duty of discovering sections that allude to similar element in at least two documents. Also, when it is applied, there will be an extreme change in the cloud storage in a superior route by eliminating the copy documents and expanding the security and simple accessibility of the data.

2. METHODOLOGY

Deduplication with digital manufacturing. Generally, the duplicate files will be deduplicated by either of the two mechanisms,

- Inline – there will be checking the data on the entry or upload.
- Post-process – the data will be checked later or any time after the uploading of any data.

Mostly duplicate files or data are uploaded because of the lack of communication between the fellow staff or employees, at these times, the process of deduplication is in demand which saves the storage and also makes the confusion wander off. Digital manufacturing can be used for the deduplication process. The idea is to manufacturing the software and uploading it to cloud storage and making it to check the files on the entry and prevent duplicate files. A noticeable method is the backup of the deduplication method, where the whole cloud storage is made a copy. And backed up in a local disk or hard drive and an algorithm manufactured for the analyzing of the duplicate files and deleting them maintaining the cloud storage optimized.

3. CLOUD BACKUP

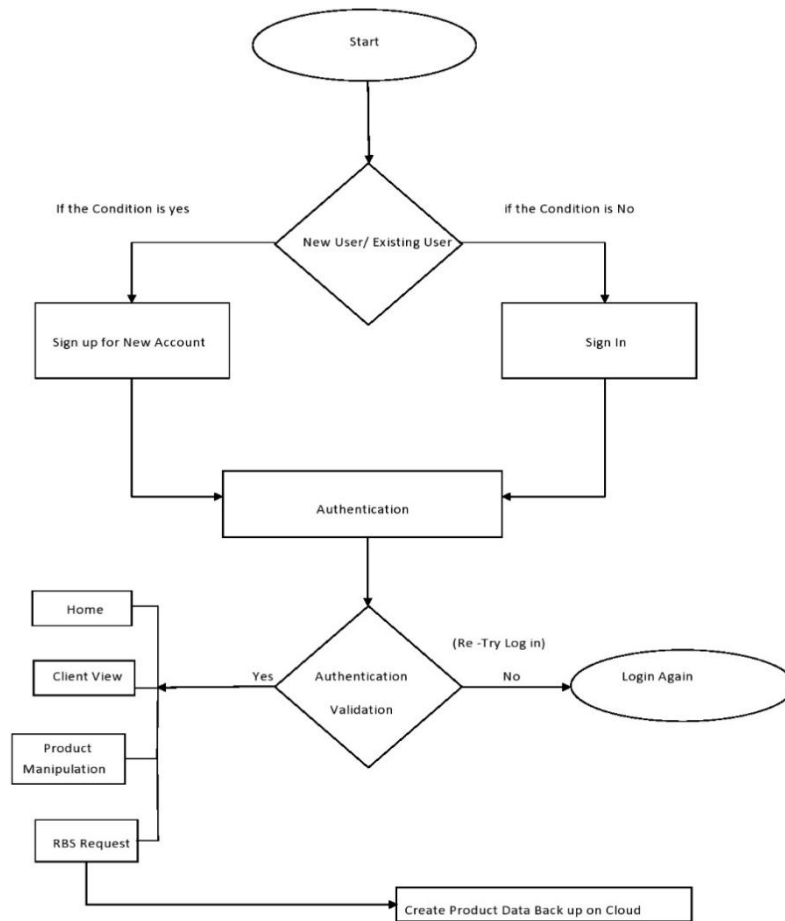


Fig 1. Flow Diagram of Data in cloud backup

The data storage on the cloud takes into account a series of steps right from the beginning to the end. There will be verifications intermediate to avoid and prevent hazardous sources or users. The basics start from provisioning a cloud for a company or a start-up to store all their data in the cloud they provisioned. It would be harmful if used by any other staff than the employees, so there will be verifications on the initial process of storing the data on the cloud.

The process of storing the data on the cloud starts with the verification of whether the user is an employee with the account or without the account, if the user or the employee who wishes to store the data in the cloud, he or she must have an account on the cloud so that the data can be stored on the cloud via their account. Once the account verification is done, the employee or the user can move on to the next step on storing the data on the cloud which is authentication. Authentication is the process of verifying whether the user is genuine and whether he or she is a staff of the organization. This process generally does the verification by either biometrics or ID cards. This type of verification is the most crucial part of the process of storing data on the cloud. In this process, the login is only accepted when the employee or the user verifies by biometrics or ID cards.

That organization might have a lot of private and important data which, when leaked out may cause potential danger. So, there will be a lot of verifications and only the employees of the organization can access it. On the arrival of the next step, the home page or the main page of the cloud appears. There, the user goes on to the purpose of his use of the cloud which is to store data and access it any place at any time without much difficulty [2]. The user stores the product data on the cloud. Once it is done the user logs out of his account without further delay and hence the cloud will be secure and safe. The data is thus stored on the cloud and can be accessed anyplace and at any time without difficulty. The data on the cloud will also be safe and secure.

4. CLOUD RECOVERY

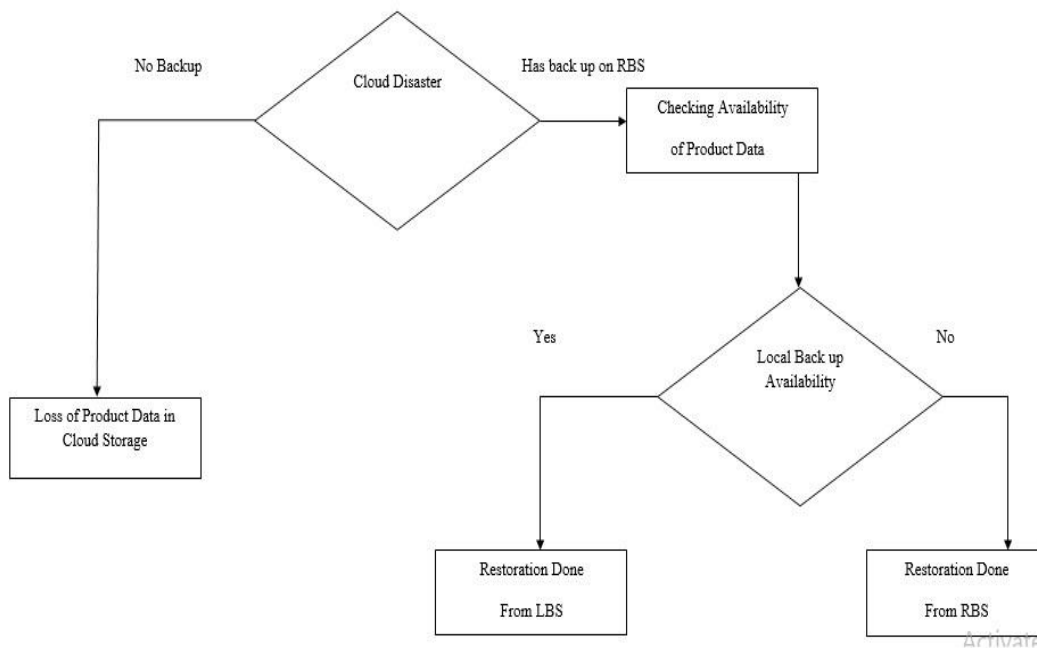


Fig 2. Flow Diagram of Data in cloud recovery

Cloud recuperation includes a set of strategies, instruments, and methods to empower the recuperation or continuation of indispensable innovation infrastructure. An appropriate reinforcement must be taken to store the information and to get to. When there is no reinforcement, it prompts loss of information in the distributed storage [3]. At the point when the information is lost, it can't be gotten to which will end up being a danger to the user. At the point when the information is sponsored up on a remote backup server, the information will be put away in the cloud and will be protected and secure. A remote backup server is assistance that furnishes clients with a framework for the reinforcement, stockpiling, and recuperation of PC documents. Such reinforcement administrations are viewed as a type of distributed computing.

After the information is backed up in RBS, the accessibility of local backup must be checked. It is a reinforcement on plates, tape, or other physical media that are housed nearby or close by the source. In the examination, a cloud reinforcement is an online reinforcement that is put away in a far-off area. In contrast to nearby reinforcements, cloud reinforcements are overseen by an outsider. When the local backup is taken, the information will be put away and can be gotten to in the local backup server. If not, the information will be accessed from the remote backup server.

5. CONVERGENT ENCRYPTION



Fig 3. Flow Diagram of typical encryption

Initially, the system encrypts the plaintext to ciphertext. This ciphertext cannot be able to read or understand by people. So the ciphertext is again decrypted to plaintext.

5.1 CONVERGENT ALGORITHM

- KeyGenSE (1^λ): k generation algorithm that generates k using Security parameter 1^λ
- EncryptSE (k, m): c is the symmetric encryption algorithm that takes the secret k and message and then outputs the ciphertext c.

c. DecryptSE (k, m): Decryption algorithm that takes the secret k and ciphertext the original message m.

5.2 ENCRYPTION AND DECRYPTION OF DATA FILES

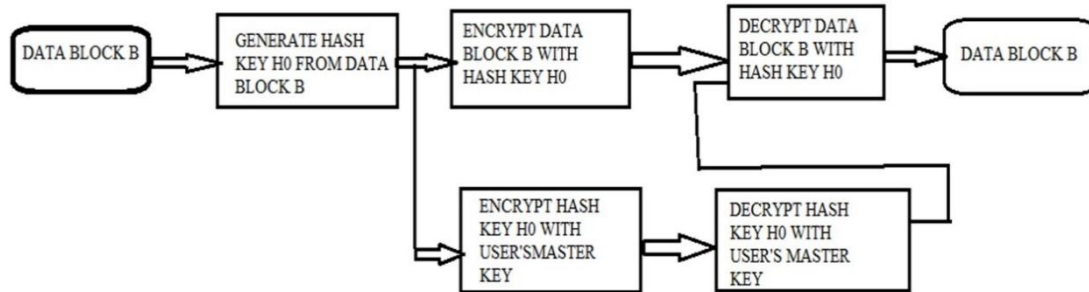


Fig 4. Flow Diagram of typical encryption and decryption of data

5.3 MODULES SPECIFICATION

By using the cloud user registration, the respective new users can register to access and the client editor provision is used to allow the user to sign in and also to check the authentication by using the given credentials whether it is right or not.

- Cloud User Registration in which the clients ordinarily give a type of email id and password to the system to demonstrate their character. Registered clients might be allowed directly.
- Client editor provision incorporates adding or eliminating content from any page, including articles and talk pages. It doesn't make a difference whether you are paid straightforwardly by the customer, or paid in a roundabout way by a business in the interest of the customer.
- Cryptosystem implementation is frequently utilized when the key generation calculation is significant. Cryptographic calculations are planned around computational hardness suppositions, making such calculations difficult to break practically by any enemy.
- Cloud Server is an amazing physical or virtual foundation that performs application-and data preparing capacity. Cloud workers are made utilizing virtualization programming to separate an actual worker into various virtual workers. Associations utilize a framework as an assistance model to handle outstanding burdens and store data.
- Cloud Remote Backup Service is assistance that furnishes clients with a framework for the reinforcement, stockpiling, and recuperation of PC records. Online reinforcement suppliers are organizations that give this sort of administration to end clients.

5.4 MODULE DESCRIPTION

- Cloud User Registration

Initially, the cloud user registration process takes place. It allocates separate space on Cloud for a user i.e. User ID, Password Generation for accessing cloud Service.

- Client editor provision

The sign-in process is the first step followed by the client editor design. In this, the client can edit the design. Then the download, upload, and file list options must be kept. Finally, compute the remaining space available on each upload.

- Cryptosystem implementation

It converts key generation and encryption, decryption process.

- Cloud Server

It collects & clusters the data, then applying ALG-Dedupe when filing Upload to Cloud Server and allocates Backup Space for Each User in Remote Backup Cloud Server

e) Remote Backup Server

Before applying backup, collect all available data & applying ALG. Then Moves to Remote Backup System. It creates a Backup of Cloud Server Data and moves this backup to RBS and restores data from RBS to Cloud Server.

5.5 SYSTEM ARCHITECTURE

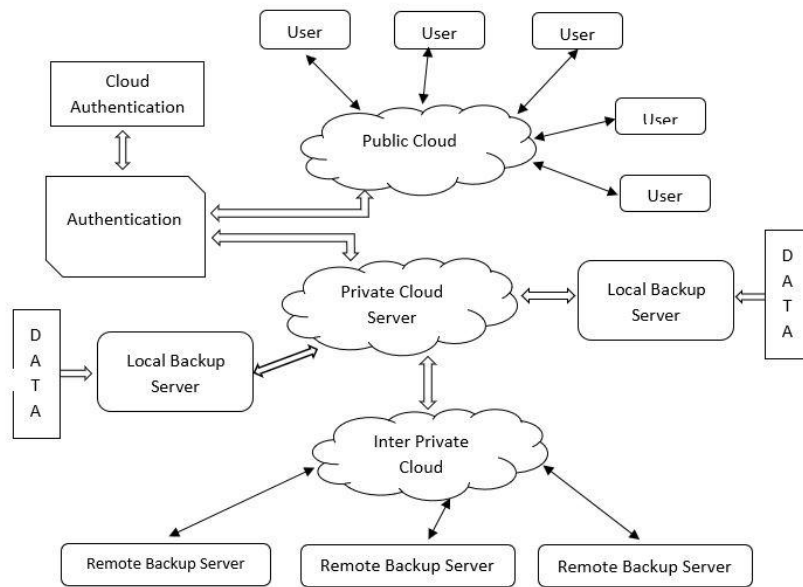


Fig 5. Flow Diagram of system architecture

A system architecture is the calculated model that characterizes the structure, conduct, and more perspectives on a framework. It comprises of framework segments and the sub-frameworks created, that will cooperate to actualize the general framework [4]. At first, the information is making sure about in the cloud reinforcement. This information can be moved in two ways. One of the sorts is the public cloud. The information, files, and different archives when moved to the public cloud, it tends to be straightforwardly gotten to by the client from far off spots. This cloud can be gotten to by all and consequently decreases the security level of the records and other data.

Another sort of cloud is the private cloud. At the point when the information is put away in a private cloud, it tends to be gotten to simply by not many notable individuals who make sure about the information. The information can be put away in the private cloud by the following method [5]. At first, the information goes through local backup which is put away in local backup server and can be gotten to just in a certain range. This put away information can be moved straightforwardly to the private cloud. It can likewise be put away in a private cloud when the information is taken from the remote backup server where the information can be gotten to from far off spots. This flowchart gives the total progression of information to the private and public cloud.

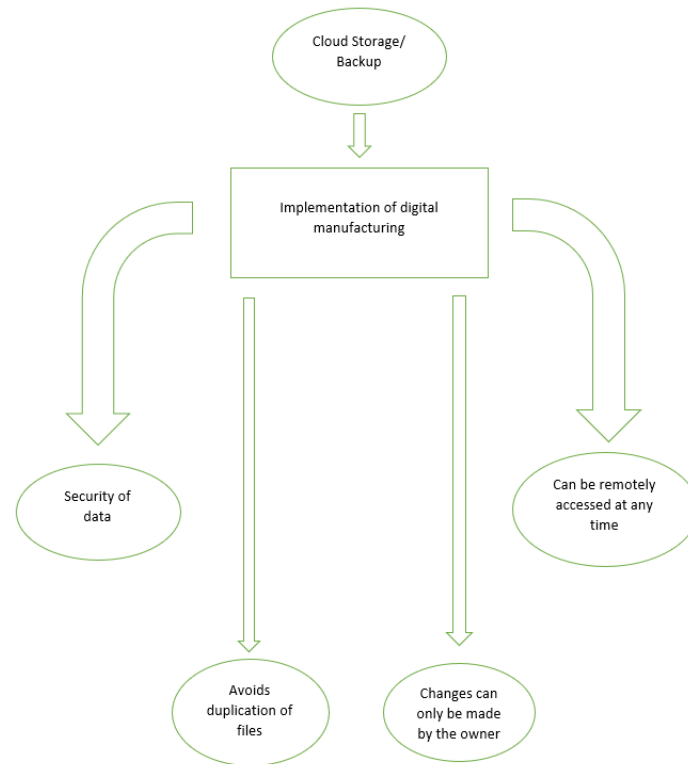


Fig 6. Overview of article

6. CONCLUSION

The deduplication cycle when executed in cloud reinforcement with the assistance of digital manufacturing acquires a huge outcome in preventing the copy records in distributed storage. This usage has numerous preferences in the majority of the emerging technologies. The information put away in the cloud will be protected and secure. It tends to be gotten to from any far-off spots. The documents will be put away in the cloud even if it is erased in the gadget. It is effective and also stable. It utilizes circle-based reinforcement, pressure, encryption, information deduplication, worker virtualization, stockpiling virtualization, application-explicit assurance. This has become one of the arising technologies of the world and this methodology will be the best solution to protect and secure useful documents from others.

7. REFERENCES

- [1]. Dashing Wu, Janis Tenpenny, Dirk Schaefer, "Digital design and manufacturing on the cloud: A review of software and services "
- [2]. Jon Kepa Gerrikagoitia , Gorka Unamuno , Elena Urkia , Ainhoa Serna , "Digital manufacturing platforms in the industry 4.0 from Private and Public perspectives "
- [3]. Yuanbin Wang, Yuan Lin, Ray Y. Zhong, Xun Xu, " IoT – enabled cloud – based additive manufacturing platform to support rapid product development "
- [4]. Yuqian Lu, Xun Xu, " Cloud – based manufacturing equipment and big data analytics to enable on – demand manufacturing services "
- [5]. Lidong Wang , Guanghui Wang, " Big data in Cyber – Physical Systems , Digital Manufacturing and Industry 4.0 "