

IDEAL WEDDING PLANNER

Maithili B. Jadhav¹, Santosh A. Powar², Nikita A. Gat³, Shubhashri R. Dhotre⁴, Sagar V. Chavan⁵

^{1,2,3,4,5}Dept. of Computer Science & Engineering, Sanjay Ghodawat Polytechnic, Maharashtra, India.

Abstract - requirements. Admin will add all the details of the planner based the "Ideal Wedding Planner" website is a PHP, CSS and HTML web application which helps to organize successful wedding events for users. This application provides an easy way to plan their special events. The user can add all the details of the event and can get the service. The user can select the type of event, the particular location or address within Kolhapur, type of food to be served, type of decoration, other vendors and estimated budget. All the details given by users will be verified by admin. Admin will create different types of reports of event, Booking, design, structure according to their on the requirement of the user and send the user's event details to the planner. The planner will verify and send his response with a confirmation mail. The user needs to complete the payment process to confirm the order.

Key Words: Hall, Photographer, jewelry, Footwear.

1. INTRODUCTION

This project "Ideal Wedding Planner" has been developed on PHP, CSS and HTML and MySQL. The main aim for developing this project Online Ideal Wedding Planner is to provide the plan of any types of events for customer. A Ideal wedding planner is a professional who assists with the design, planning and management of a client's wedding. Manage the information of party. It can manage party plot, decoration, lighting, food, traditional clothes, jewelry etc. Manage the information of each and event. Show the information and description of the customer. This project can manage all the records of hall booking, party, jewelry, food, reception and decorations. It can also help for managing Music and Entertainment. A wedding planner structures an event, coordinates all of the moving parts, and makes sure everyone has a good time. Also called convention and meeting planners, they do everything involved in making sure these events go smoothly, including choosing locations, hiring caterers, entertainment, and other vendors. They may also arrange lodging and transportation for attendees.

1.1 Existing System

In the existing system Wedding Event Planner system, user need to waste a lot of time and physical effort in finding the place for the event and no proper information is provided to the user regarding the event details like food, decoration, and budget. All the information is maintained in records which are difficult to view or modify.

1.2 Proposed System

The proposed Wedding Event Planner system provides a smart way to user in booking the venue for the event. The user can book the venue from anywhere and at any time which saves a lot of time and not the physical effort is required. All the details given users are stored in the database with high-level security which can be checked frequently and can be modified at any time by authorized members of the application.

2. OBJECTIVE

1. To help our clients making their wedding stress free.
2. To use fresh international trends and yet ensure that traditional elements are not lost.
3. Our projects provide cash payment and online payment.
4. To spread our culture of wedding not only in our own country but also all over the world.
5. Provide a basis for service assurance, reporting, and improvement.

2.1 SCOPE

1. It gives overall budget review.
2. It Organize clients wedding day time line chart.
3. A wedding planner assists with the design, planning and management of a client's wedding.
4. Wedding planner has become profitable industry where multiple event management company is involve.
5. Wedding planner completes project within limited cost to satisfy the client.

3. Modules

3.1 Halls



Fig -1: Hall Booking

Hall module will have profiles of different types of halls. If the user clicks on a particular hall, the profile of the halls will be open the profile will consists of halls and halls sub photos taken by the hall. If the user wants to book a hall the user clicks the view contact button the new form open. Then after filling the form then click on submit button the message will be sent to the user.

3.2 Photographer

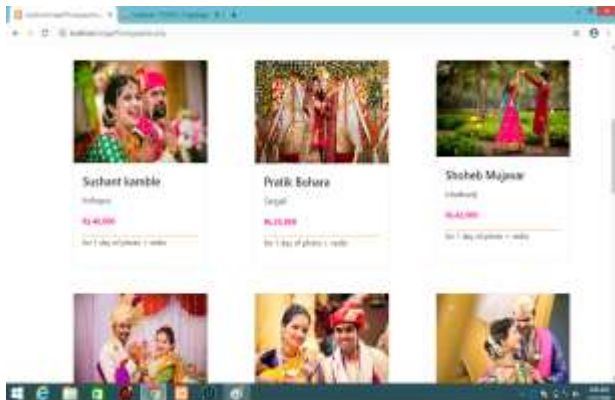


Fig2.Photographer Booking

Photographer module will have profiles of different types of photographers. If the user clicks on a particular photographer the profile of the photographer will be open the profile will consists of photos and videos taken by the photographer. If the user wants to book a photographer the user clicks the view contact button the new form open. Then after filling the form then click on submit button the message will be sent to the user.

3.3 Footwear

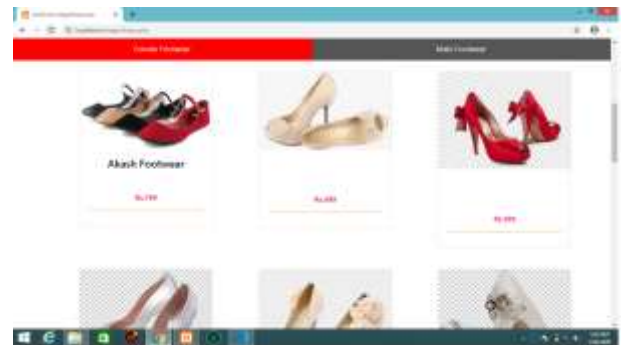


Fig3.Footwear

Footwear module will have profiles of different types of footwear shops. If the user clicks on particular footwear, the profile of the footwear will be open the profile will consists of footwear photos and sub photos taken by the footwear. If the user wants to book wedding footwear the user clicks the view contact button the new form open. Then after filling the form then click on submit button the message will be sent to the user.

3.4 Jewelry

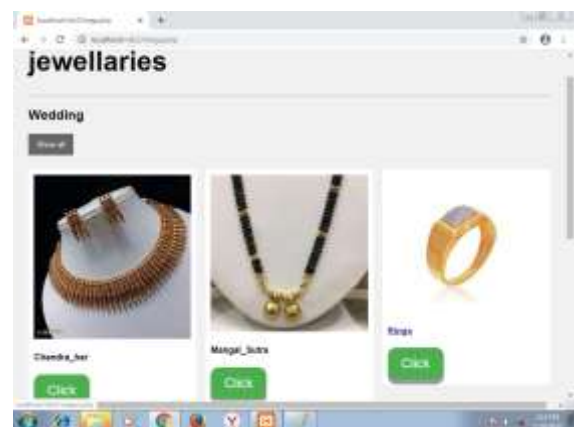


Fig4.Jewelry Booking

Jewelry module will have profiles of different types of jewelry shops. If the user clicks on a particular jewelry, the profile of the jewelry will be open the profile will consists of jewelry photos and sub photos taken by the jewelry. If the user wants to book a wedding jewelry the user clicks the view contact button the new form open. Then after filling the form then click on submit button the message will be sent to the user.

4. DIAGRAMS

4.1 System Architecture

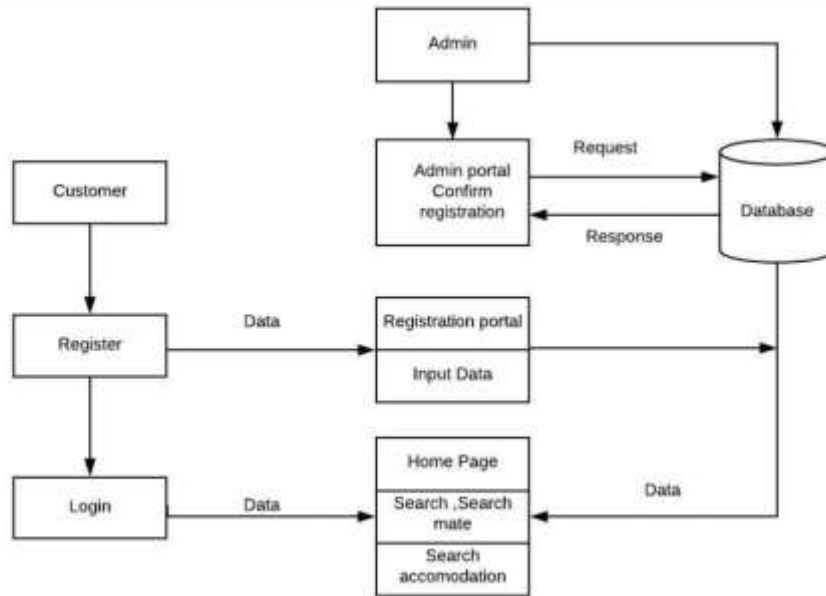


Fig1. System diagram

4.2 Use Case Diagram

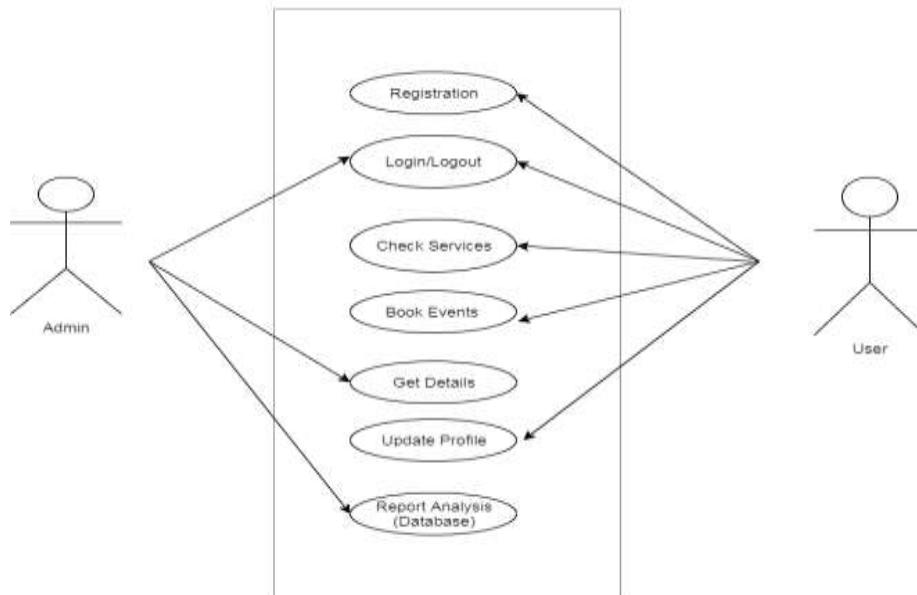


Fig2. Use case diagram

4.3 Activity Diagram

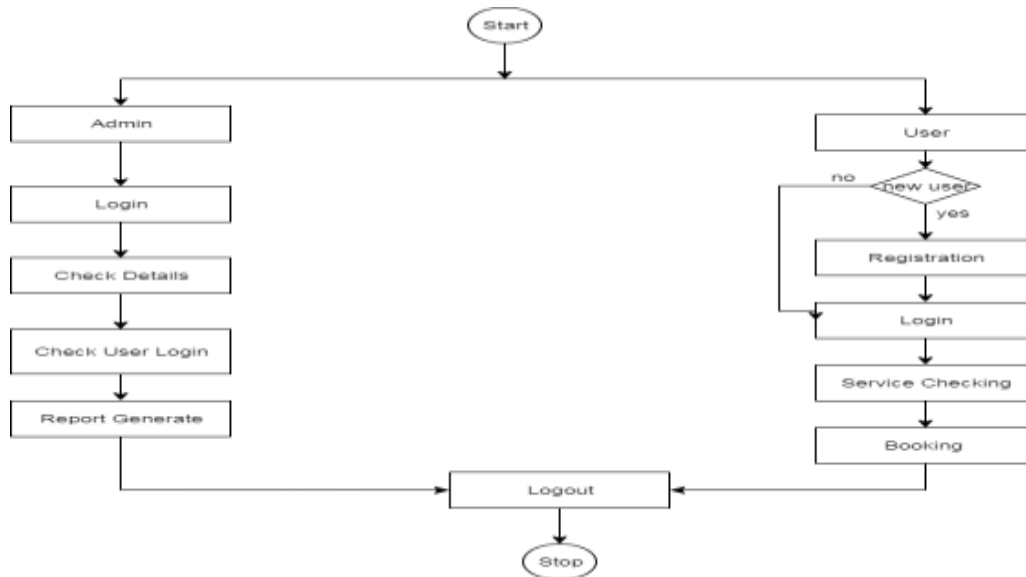


Fig3. Activity diagram

5. Snapshots

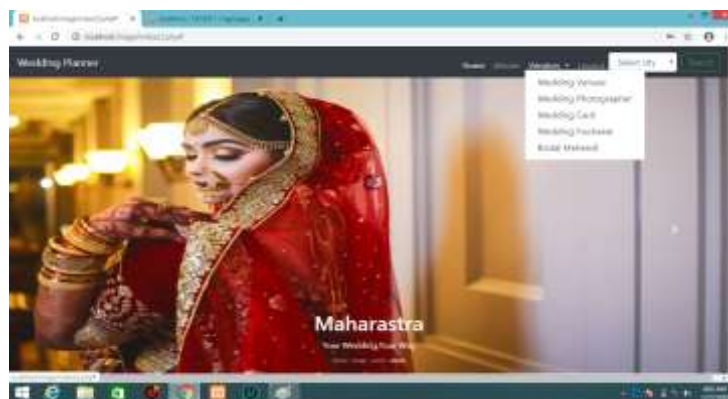


Fig1. login form

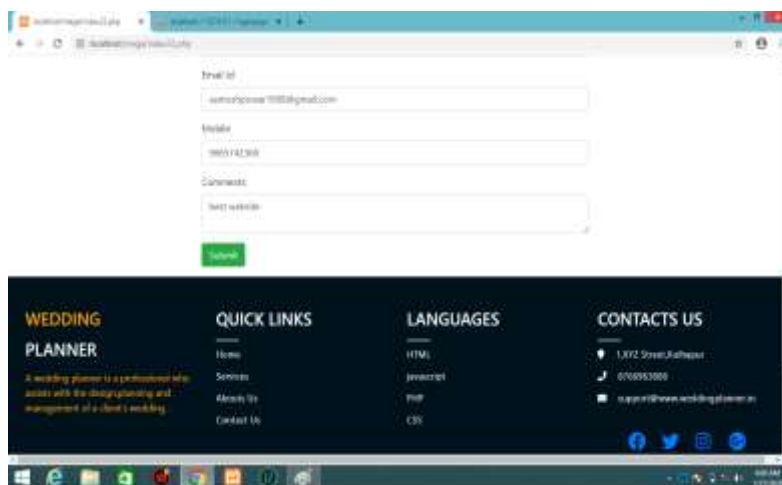


Fig2. Feedback form

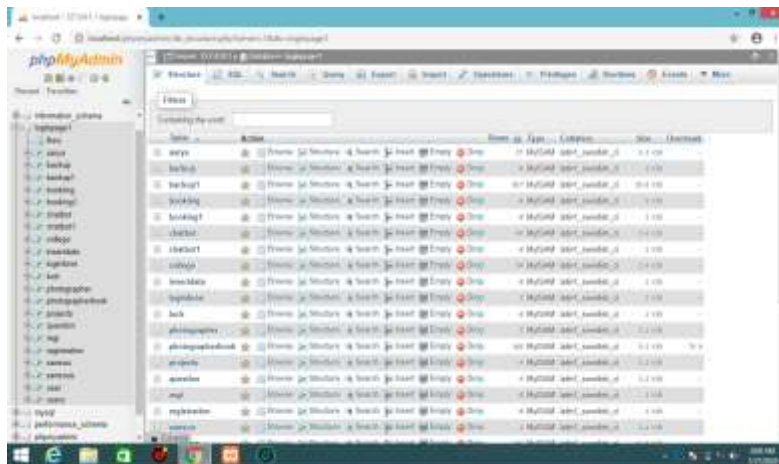


Fig3.Database

6. CONCLUSION

This project covers overall the activities related to the wedding planner. It consists many activities like hall booking, jewelries, shopping. It managing the activities related to client wedding. The purpose of developing this project is combining all the different platform together. It has wide scope in future.

REFERENCES

1. <http://www.myweddingplanning.in/>
- 2 [https://https://www.weddingwire.com/](https://www.weddingwire.com/)
- 3 HTML and CSS: Design and Build Web Sites Book by Jon Duckett.
- 4 <https://www.eventswedo.com/>
- 5 The Complete Reference PHP
- 6 PHP and MySQL Web Development Book by Luke Welling.

BIOGRAPHIES



Name: Nikita Ambadas Gat
Class: TYCSE
Occupation: Student
College: Sanjay Ghodawat Polytechnic



Name: Santosh Ashok Power
Class: TYCSE
Occupation: Student
Collage: Sanjay Ghodhawatt Polytechnic



Name: Shubhashri Raju Dhotre
Class: TYCSE
Occupation: Student
Collage: Sanjay Ghodhawat Polytechnic



Name: Maithili Bajirao Jadhav
Class: TYCSE
Occupation: Student
Collage: Sanjay Ghodhawat Polytechnic