

# Survey on Students Fees Management

Vedant Banait<sup>1</sup>, Vishal Murarkar<sup>2</sup>, Prof. K. S. Chandwani<sup>3</sup>

<sup>1,2</sup>Student, Dept. of Computer Technology, KDK College of Engineering, Nagpur, India

<sup>3</sup>Professor, Dept. of Computer Technology, KDK College of Engineering, Nagpur, India

\*\*\*

**Abstract** - In today's world, every other organization is using the mode of online payment. Whereas, in many colleges there is no such facility. As per the fees structure every student have different fees as per their admission category. There is only offline mode of paying the fees to the college. The Challan is given by the class incharge to the student of the amount which is asked by the student, and it needs to be verified in the database as well. This is very time-consuming process. So, to avoid human error and time consumption we use the single database system which is used to get the fees amount and printing of challan. Hence the chances of human error reduce to negligible. Student can login to their account and can print challan as well.

**Key Words:** Database, Challan, Online Payment, Printing, Fees Structure

## 1. INTRODUCTION

The project is a web-based application where the student can generate Challan to pay the college fee. This automates the conventional process of generation of Challan by visiting college and Class Incharge every single time. The system will consist of two types users, Admin Login and Student Login. Admin have all the rights regarding students' details and editing students' details, updating details, and adding students into the database etc. Student has right to view his data and generate challan for the fees they need to pay. Some students are financially poor, so they request for a greater number of EMI's or extension of payment dates, this all can be done by admin in this application

In the project students' fees details will be added as per their Scholarships/Freeships depending on their castes and different types of admissions like TFWS etc. which can be added by the Admin and can be edited anytime.

In the web-based application, we can join different branches of same institution while all the student's data could be seen by the Owner of the institution. This makes it easy for the Owner to have a complete database of the institutes he/she is running. Instead of asking data for each branch from each branch heads he can get it anytime and without any human work.

During meetings of Class Incharges with respective HOD, incharges are asked for the complete details of the student or any particular student's fees details then the faculty in charge can easily filter the student by searching from the database

In this paper, we propose an approach which will overcome the problem of human error while maintaining all the database on excel sheets and musters and will reduce human resource.

## 2. BLOCK DIAGRAM

E- Challan or paying the fees online is a real convenient thing an organization can have. The block diagram of the proposed plan is given as follows. Its states the different states of the proposed plan and it will be executed

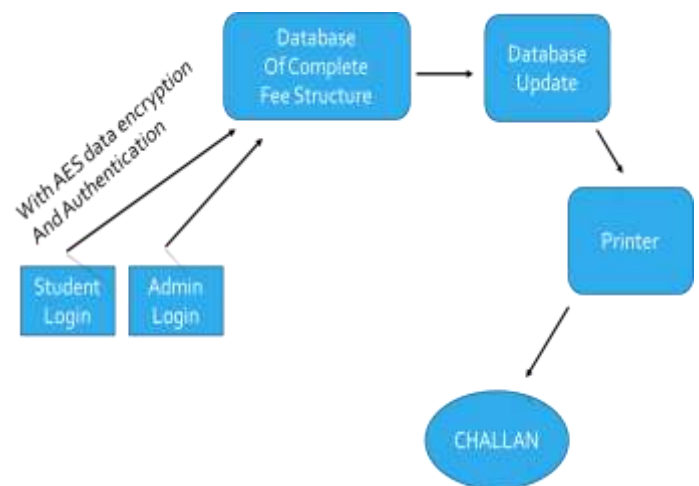


Fig.1: Data-Flow Diagram

Data flow diagram of the E-challan system is shown in fig 1.

## 3. WORKING MECHANISM

This project has 3 sets or modules. The front page, the intermediate connectors, the secure transaction of data between the database and the remote client, the database.

It starts with the collection of the fees structure of the different students, and assigning the right amount of fees with their account. Now every student has their credentials for logging in the system so that they can make the print of the challan or pay fees online.

Once the accounts are created, we have to set the restriction over data modification in every account. Wherever the admin has all privileges over the modification of the database.

### 3.1 Web Application (Front Page)

This enables user to interact with the database, modify as per their need or privileges. The students can take the print of their challan from here only

### 3.2 Database

This is the place where all the essential information about the fees and financial data statistics. There are two types of account which access this database

#### 3.2.1 Student:

This type of account can only be able to view the data and make print of the challan. No other facilities are available for this type of account.

#### 3.2.2 Administrator:

This type of account can be able to make changes to the database as well as delete the database, but a log will be maintained of which information is deleted by which admin in case of audits and all.

### 3.3 Connection

This is the intermediate thing which is used to help in communicated the web page with the database. For this there is the usage of ODBC as well as php too.

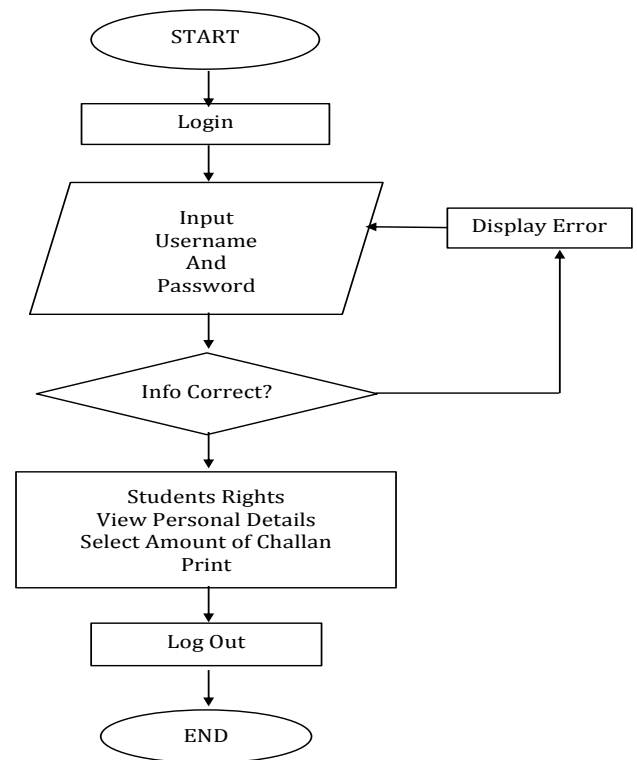


Fig.3: Student Flowchart

## 4. RELATED WORK

In the paper [1], the authors have explained about how the database works and how one can access the database and modify according to their privileges by using the web browser application. The database can be modified by executing queries and other kind of executing statements.

In the paper [2], the authors have explained how the browser is connected to the database using php. The php programming or scripting is mainly done separately and saved in the local client machine, where as per the user the define php script is been executed.

In the paper [3], the authors have explained how the secure connection is been established by implementing various cryptography techniques. The data from the database always flow from the media in encrypted format for the prevention of data theft.

## 5. CONCLUSIONS

Our paper introduced E-challan with Student Database – our web-based application which can be used in college campuses and can be used by any registered user (Student and Admin). We proposed this to utilize minimum amount or human work and also to avoid human errors all this in a web-based UI which is easy to understand and use by any user.

Based on our data we can find that this type of project can be very useful in places where the number of entries are higher and the data security is a major concern and proper

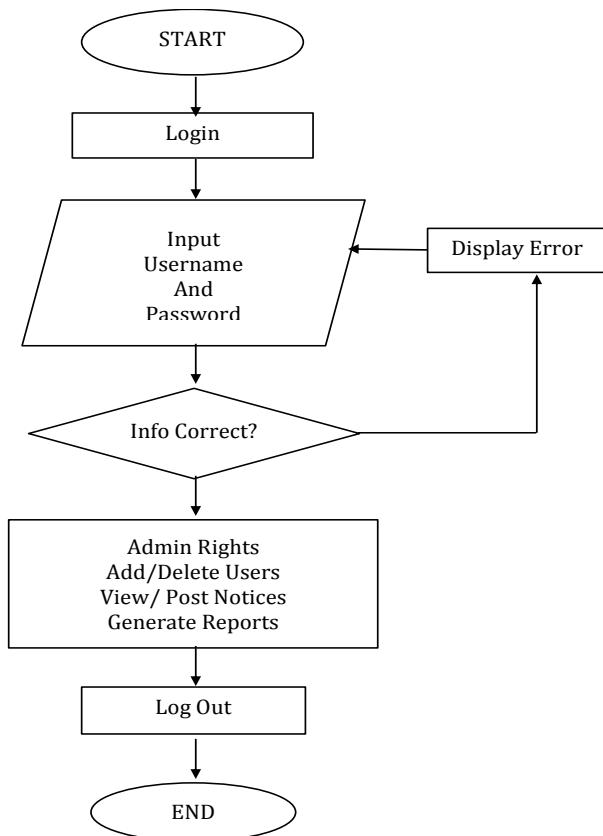


Fig.2: Administrator Flowchart

fees structure should be managed. This type of project can even be used in Medical purpose, Office purpose, Business purpose etc.

## 6. FUTURE SCOPE

Following technology further can be upgraded to Online Transactions from anywhere without any E-challan (Just the receipt) and We can even join multiple Branches altogether by creating a data warehouse.

## ACKNOWLEDGEMENT

We would like to show our gratitude to the professors for sharing their pearls of wisdom with us during the course of this research, and we thank them for insights and for their comments that greatly improved the report. We are also immensely grateful to our department for providing all the necessary equipment and facilities.

## REFERENCES

- [1] C.J. Date, A. Kannan and S. Swamynathan, *an Introduction to Database Systems*, Pearson Education, Eighth Edition, 2009.
- [2] Database programming with ODBC and PHP by O'Reilly
- [3] Effective MySQL Replication Techniques in Depth by Ronald Bradford