

Image based Approach for Indian Fake Note Detection by Dark Channel Prior

Revati¹, Somashekhar Dhanyal²

¹PG Student, Dept of Computer Science, Sharnbasva University, Karnataka, India

²Professor, Dept of Computer Science, Sharnbasva University, Karnataka, India

Abstract - In the recent years the currency manufacturing has been under lot of security measures as it directly provides the country economy health. Many of the criminal, illegal activities will be executed from the use of the fake notes. These fake notes will have same visibility of the original notes. Normal human in normal conditions can't detect these differences hence may go cheated. Thus, the devices has been designed and developed which has the capacity to detect the fake notes.

The main objective of the proposed work is to provide an easy and efficient system for the detection of the fake and the original note based on the input image features. In this work by using the digital image processing methods like, image enhancement, image labelling, x-ray vision by dark channel prior and feature based Fuzzy classification we have proposed the fake note detection of Indian currency at an accuracy of 90 to 95%

Key Words: SVM Classifier, Fuzzy Classifier, Dark Channel Prior.

1. INTRODUCTION

Currency duplication or the counterfeit of the currency is a real threat to the national economy. It has been growing as due to the advanced printing machines and scanning machines based technology. To get rid many of the fake note detection system based methods has been developed by countries around the world which are generally hardware based and they are costly. We have proposed the system to detect original Indian currency notes by using the digital image processing technology.



Fig1: Example of Indian Fake Note

2. RELATED WORK

[1] The author has proposed new method to detect fake coins by using the images. The image is processed in the dissimilarity space, a vector space which is initially

constructed by the comparison of the image by the prototypes. Every individual feature vector dimension which will measures gap in between the image under the reliable consideration and based on the available proto type .Author has used the methods like DOG and SIFT for the detector.

[2] Author has described the Effective Component based Banknote method for the Recognition of the notes for Blind people. In the case of the detection of forged notes system need to identify denomination of every time the devices us used with the ultraviolet light.

[3] Author has elaborated the technique for the Detection of the currency by using the method for the Counterfeit Currency by using the feature set value of the Bit-Plane Slice Technique. New methodology has been proposed the bit plane slicing based technique for the extraction of the most significant data for the analysis of the counterfeit banknote of the images used for the edge detector algorithm.

[4] Feature based approach for the categorization of the text is the feature selection concentrated in this paper by author, where only the original features are used in the input for learning algorithms.

2.1 Proposed System Design

In the proposed work, we will develop a system to detect fraud currency for Indian Notes. First take the input of the given image and pre-process the given image. After pre-processing, apply pattern extraction by clustering and later X ray vision is applied by dark channel prior window for extraction of the inner as well as outer edges of the image.

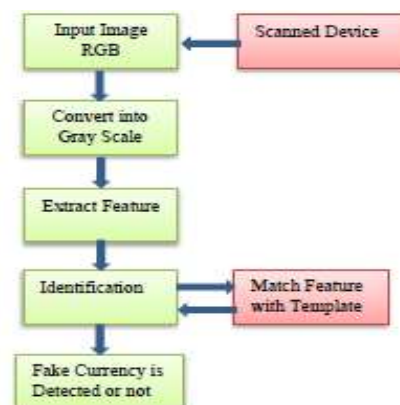


Figure 2.General diagram for the proposed system

3. METHODOLOGY

3.1 Image Acquisition

In Image acquisition, the reorganization of text acquires a scanned image as associate input image and input image should be in specific format like JPEG, BMT etc. These pictures square measure non inheritable through a camera, scanner or the other applicable digital data input device. This command reads the grey scale from the file by the string computer filename. If the file is not found in existing folder or within the MATLAB path, then it specifies the total path name.

3.2 Image Pre-Processing

Initially in proposed system, the given input image is processed before passing it to the main system. . The output of the preprocessing will be the lab image which will be suitable for next processing. The preprocessing is a sequence of operation that performs on scanned input images. It primarily enhances the image illustration for higher segmentation. The task of preprocessing is to phase the required pattern from the image and perform normalization, noise filtering and smoothing. The preprocessing also defines a solid illustration of the segmented model. After segmentation, binarization procedure is used where it convert a grey scale to a binary image.

- **Image Resizing:** If the input image has the resolution of [1024*1600] then the processing of the system may be slow due to the higher resolution. Hence we need to convert it to the required size. For example 255*255 by using inbuilt mat lab functions.

- **Image Restoration:**

It is a simple process of taking the corrupted pixels of image and cleaning them. The restoration process allows the user to adjust image contrast, brightness and the other features of the image. It is not a de-noising method, but allows the user to smoothening image by using the simple method like point spread function, venar filter and de convolution method etc.

3.3 Image Enhancements

The image enhancement technique is different from one field to another field according to its objective. Enhancement of the image includes the color transformation (if needed), image contrast enhancement using imadjust ().

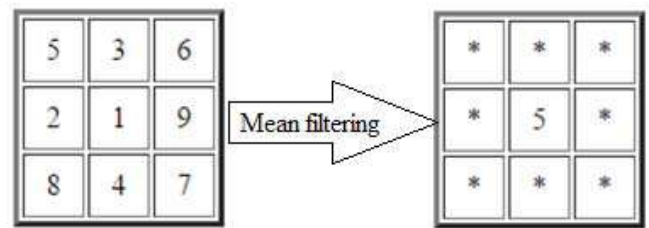


Figure 3: Mean Filter

3.4 X-Ray (Dark Channel Prior)

The x-ray vision in dark channel prior is passing if the light in the image pixels. The processing works is done in the brightest channel present in pixel cluster images are considered to be the most pixel cluster opaque.

Hence the scene radiance of a color band can be defined as follows:

$$J(x) = r(X) * A \quad (1)$$

Where $r \leq 1$, which is reflectness of the object point hence pixel cluster image equation is as follows:

$$I(x) = R(x) * aT(x) + [1 - t(x)] * A \leq a \quad (2)$$

When the distance of pixel is infinite within image that is t is almost equals to 0, then brightest pixel of I is considered to be most pixel cluster opaque and it is almost equal to A.

$$J(X) = R(x) [A + S] \quad (3)$$

And also I(x) can be re written as

$$I(x) = R(x) st(x) + R(x) At(x) + 1 - t(x) * a \quad (4)$$

- In the first step, the elimination of the light orientation is performed from the available small patches of I(x).
- In the second stage we consider a global image prior which is more sensitive over dependencies over pixel values towards the orientation of the sunlight. By estimating the atmospheric light orientation, the light scattering visibility scenes are mainly dependent on the total distance of digital camera and surface D(x).
- The grouping of pixel can be achieved in different patches based on RGB color space with a color of purple and brown circles. A geometrical relation between every pair of patches is denoted by A as a candidate pixel and amount of light scattering in the given median is denoted by β by considering these constants a total seen transmission is given by following equation

$$T(x) = e^{-\beta R(x)} \quad (5)$$

Surface of which is a component of $R(x)$ inherits the property and hence it provides a constant surface in scene transmission in many regions of image patches. This is a assumptions which is used for achieving the de hazing and we can derive the image patches as follows :

$$I(x) = T(x) \odot R(x) + (1-T(x)) \odot I_0(x) \quad (6)$$

$$A = I(x) \odot R(x) + C \odot I_0(x) \quad (7)$$

3.5 Image Labelling

Image labeling is a process of marking the value of the pixel deviations based on the features effective. The need of the labeling is important when they are of prorating has to in multiple pixel list. The following stated has to be satisfied in the image labeling.

- Initially Define the rectangular regions of interest based on the pixel list (ROI) labels
- The pixel labeled ROI are used in these labels
- Later use of the built-in detection algorithms for the analysis of the truth data.
- Write or import the pixel label and later use the custom and the automation based algorithm system to label ground truth.
- Later use the CCL for final labeling of the image pixel as follows.

3.6 Classification Using the Fuzzy Classifier

The fuzzy based classifier is the new technology compare to the classic neural network where the dataset is manipulated based on the previous knowledge of the data. The fuzzy based classifier performs the same operation as the neural network but in the detailed manner with the number of the iterations.

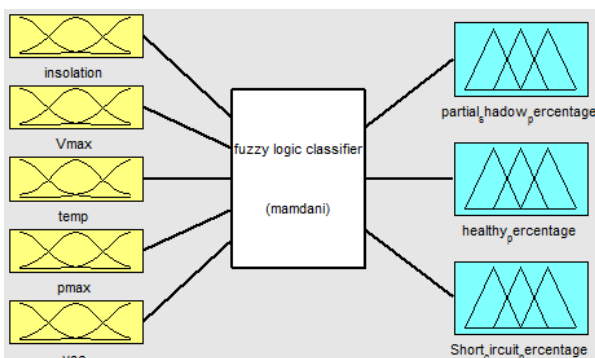


Figure 4: General Fuzzy Classifier

Fuzzy classification is the process of the grouping the elements into the fuzzy set and the true value if proposed by the surface and the edge values of it.

A fuzzy class: $\sim C = \{ i \mid \sim \Pi(i) \}$ defined as the

- $\sim C$: fuzzy set satisfying each individual i
- $\sim \Pi$: classification predicate of fuzzy a fuzzy propositional function.
- $\sim \{ . | . \}$: it is the domain of the fuzzy class operator.
- V : set of the variables
- $\sim PF$: set of fuzzy propositional functions
- $\sim P(U) : \sim \{ . | . \} : V * \sim PF ? \sim P(U)$ (8)

Fuzzy propositional function an analogous expression which contains more than one value variable the assignment these variables make the expression to the fuzzy proposition based on the variables.

The fuzzy classification is combining or grouping the similar features variables together known as the *fuzzy set*. The fuzzy classification in the member function μ which will indicates it whether each of the individual is the unique member of the given class, in terms only if it is fuzzy classification predicate

$$\sim \Pi. \mu : \sim PF * U ? \sim T \quad (9)$$

$\sim T$: set of the fuzzy truth variable of the values (ranging 0 to 1).

4. RESULTS



FIGURE 5: Result analysis of the input image



FIGURE 6: After pattern extract passing to X-Ray vision



FIGURE 7: Feature Labeling of the extracted pixels



FIGURE 8: RESULT

5. CONCLUSION AND FUTURE SCOPE

By using digital image processing, analysis of Currency image is more accurate as well as this method is efficient in terms of cost and time consuming compared to existing techniques. MATLAB Software is used for this analysis.

The proposed work for the Indian fake note detection has been a success as it able to classify the images based on the feature vector generated. These images has been collected in the real time environment and processed in the Matlab simulation. The methods such as clustering, pixel labeling, dark channel prior and fuzzy classifier has been used to get the result as effective as possible. The system is worked effectively for extracting features of Indian currency images.

Extracted features of currency image will be using for currency value recognition as well as for its verification.

Future work includes the detection of the multiple types of currency like dollar, ponds, Euros etc by using the standard dataset.

6. REFERENCES

- [1] Li Liu, Yue Lu - "An image based approach to detection of fake coins" in IEEE Transactions on Information forensics and security. June 2017.
- [2] A. Roy - "Machine assisted authentication of paper currency. An experiment on Indian Bank notes". International Journal on Document Analysis and Recognition 18(3): 271-285.
- [3] un ke - "Detection of Counterfeit Coins and Assessment of Coin Qualities. IEEE Conference 2015.
- [4] Li Liu - "Variable length signature for near duplicate image matching ".IEEE Conference 2015.
- [5] Jongpil Kim-"Ancient coin recognition based on spatial coding". IEEE conference 2015.
- [6] R.C.Gonzalez and R.E.Woods , Digital Image Processing second edition, Prentice Hall India. M.Young -" The technical writers hand book" Mill Valley CA: university science 1989.
- [7] Ms.Rumi Ghosh, Mr.Rakesh Khare-"a study on Diverse recognition techniques for Indian Currency Note". IJSERT.vol.2, Issue 6, 2013.
- [8] Amol.A, Shrishant , S.D.Bharkad - "Survey on currency recognition system using image processing". IJCER vol 3, Issue 7, July 2013.
- [9] M.Deborah and Soniya Pratap -"Detection of fake currency using image processing", IJSET, vol 1, issue 10-2014.
- [10] Faiz M Huzzman , Xiadong Yang and Yang li Tan, Senior Member , IEEE "Robust and Effetive Component based bank note detection for blind", IEEE 2012.