

Enhanced Mobile Application for Training and Placement Cell

Dr. S. Brindha¹, Ms. D. Priya², Ms. T. Mirudula Laxmi³, Ms. S. Sandhiya⁴, Ms. M. Afrin Sulthana⁵

¹HoD, Department of Computer Networking, PSG Polytechnic College, Tamil Nadu, India

²Lecturer Senior Grade, Department of Computer Networking, PSG Polytechnic College, Tamil Nadu, India

^{3,4,5}Diploma Students, Department of Computer Networking, PSG Polytechnic College, Tamil Nadu, India

Abstract - Training and Placement cell is established in every college to provide expert guidance to students from diverse disciplines for building competencies in their specific domains with adequate life skills and get better placement. Apart from physical infrastructure and academic excellence, campus placement is also one of the significant factors that students expect while pursuing a course. There are many issues associated with Training and Placement cell in connecting and coordinating the individuals involved in Placement activities.

The most common issues in Training and Placement Cell can seriously hamper the Placement targets. In order to bridge the gap between the individuals involved in Placement process we propose a secured mobile application for Training and Placement Cell to perform the routine tasks such as maintaining the data base of the students up to date, updating the details of curriculum, notifications and regular updates about the cell along with the list of students selected for companies, events and activities, training schedules, placement information, company information etc. This mobile application helps students to create highly professional resumes automatically, attend online tests and get interview tips from their alumni. A Quick Read (QR) code-based security is also incorporated for Employers feedback system.

Key Words: Training and Placement Cell, highly professional resumes, Quick Read (QR) code.

1. INTRODUCTION

Campus recruitment plays a major role in shaping up the future of college students. The main role of the placement officer is to guide and assess the student's learning, provide constructive feedback and engage in dialogue and evaluation for students to improve. Having an awareness of company's expectations from the beginning is important to a successful placement. Colleges should also invite alumni association and arrange annual alumni meetings to support placement activity. Now days Industries outsource their entire recruitment process to placement agencies for hiring fresh people. The expectations of some of these agencies are not feasible to colleges.

Among many challenges in various fronts, Training and Placement Cell has to look forward for stronger

collaboration with Industries and students so that deserving students can get the best platform to nurture their talents and become globally competitive. So the main objective of the proposed system is to automate the existing manual system by the help of mobile phones and computers and full-fledged computer software, fulfilling system requirements, so that their valuable data/information can be stored for a longer period with easy accessing and manipulation, which can lead to error free, secure, reliable and fast management system.

The block diagram of proposed system is shown in fig.1.1. It shows the flow of information in the system. The four main components of the system are the smart phone with Training and Placement mobile application installed on it (the client), the web application, web server and the database. The mobile device represents the client in this system. The application has several features that require the use of Internet connection in order to connect with the Web server.

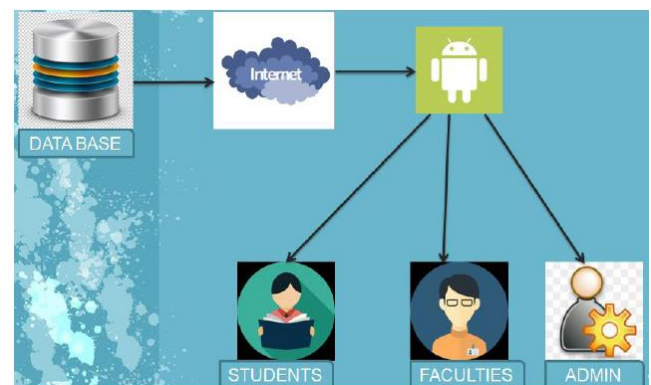


Fig.1.1 Architecture

The system consists of three types of users as follows:

- Placement Officer (Admin)
- Faculty coordinators
- Students

Training and Placement related data can be stored and retrieved from the database server using Internet. Each and every user can access the Training and Placement related data stored on database server using their smart phone by means Web application or Mobile application.

1.1 Objectives of the proposed system

- To automate the routine activities of Training and Placement Cell
- To track the Placement Process with Transparency
- To create highly professional resumes
- To provide confidentiality for Employers feedback system
- To strengthen the Industry Institute Interaction

1.2 Proposed system

Every student interested in Placement will be given a user account and password to access the application. During the registration process, they have to enter their details such as Name, contact details, date of birth, etc. students can generate their resumes in highly professional format automatically by entering details in appropriate fields given in the wizard. Students can interact with their alumni and other experts through discussion forums and get benefited. Faculty coordinators can upload the curriculum details, the academic details of every registered student such as aggregate of marks, details of standing arrears, history of arrears, photo albums, etc. Faculty coordinators can conduct tests and analyze the performance of students individually.

Placement officer is given administrator privilege so that he can have complete control over the mobile application. Placement officer can intimate the students and coordinators about the companies' selection criteria, dates of visit, levels of selection, etc using this application. Placement officer can generate list of students eligible for placement based on the eligibility criteria mentioned by companies and disseminate the same to the company. This application includes training module to enhance vocabulary related activities and other practical exercises in their domain specified. Each and every student will be given a QR code for security. Students will need to scan their QR code using their smart phone to view the feedback given by the company on his performance at various stages of selection process. QR code increases confidentiality in Employers feedback so that concerned student can utilize the feedback comments in constructive manner to determine his strengths and weaknesses and create positive impacts on future attempts.

Advantages

- Simple and easy User Interface between individuals involved in Placement activities.
- Automatic generation of highly professional resumes.
- Generating list of students eligible for Placement based on Eligibility criteria
- Effective discussion forum to get interview tips from Technical experts and Alumni.
- Generating reports on Placement statistics.

- QR Code based security for Employers Feedback System
- Reduced burden on Placement office
- 24x7 access to Placement Cell

2. System Architecture

The System Architecture of the application is shown below. The whole software is split into three modules as follows: Administrator module, Faculty coordinator module and Student module respectively. A suitable web application and a mobile application are created so that users can access placement data using computers and smart phones.

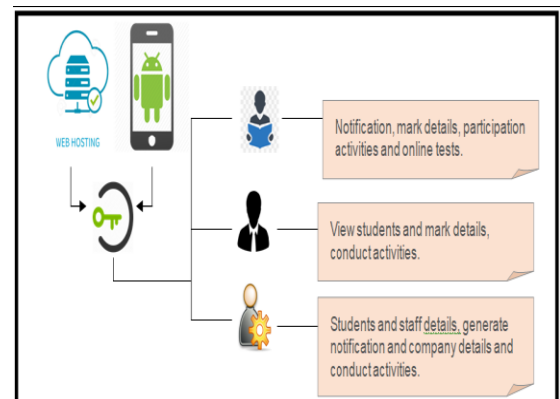


Fig.2.1 Block Diagram

2.1 Placement Officer (Administrator) Module

Placement Officer acts as an administrator who has complete control over the application. The placement officer can logon to the application and perform the following activities. The administrator can create company profile so that the students and faculty coordinators can gain information about the company before the placement. The eligible criteria may differ from company to company. So the administrator can generate the list of students eligible for Placement based on the criteria specified by the company and publish the shortlisted students after the selection process. The administrator can create the Placement Calendar, upload question papers for training, etc.

2.2 Faculty Coordinator Module

After logon to the application, the faculty coordinator can view the placement calendar, the list of students shortlisted and Company profile. The faculty coordinator can send messages to students about important dates, view performance of students in tests.

2.3 Student Module

After registration, each and every student is given a username and password. The student can logon to his account and view Placement Calendar, company profile,

student's eligibility criteria, short listed candidates and circulars. They can attend online tests and review their performance in the form of charts and graphs. They can create highly professional resumes using the templates available and upload them.

2.4 Implementation

Firstly a suitable Web application was developed using HTML, CSS and .NET. Then it was converted into a mobile application for Android Smart phone using Visual studio.

3. Result

The results from the mobile Application are represented with pictures of each page of the Mobile Application. The results shown are from the Placement officer login, Faculty coordinator login and Student login respectively. It tells the step-by-step process of each user login capabilities in a systematic way.

3.1 View Students



Fig.3.1 View Students

3.2 Generating Performance Reports of Students

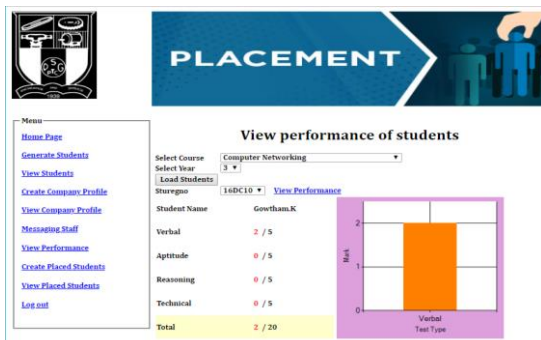


Fig.3.2 Performance Report

3.3 View Company Profile



Fig.3.3 View Company Profile

3.4 Messaging Staff

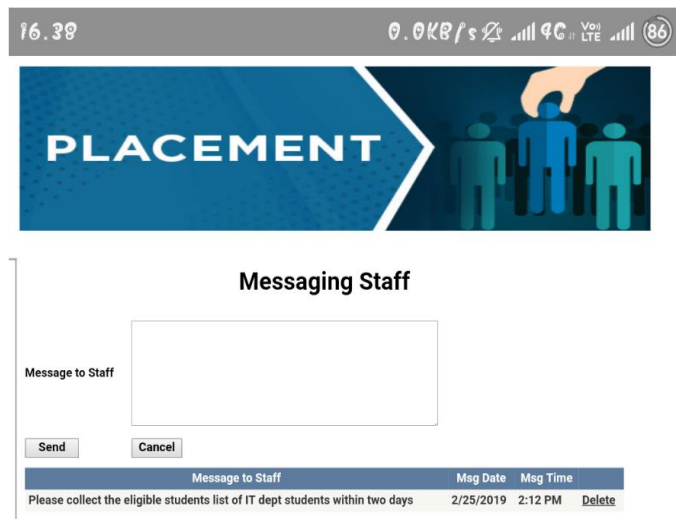


Fig.3.4 Messaging Staff

3.5 Faculty Coordinator Login



Fig.3.5 Faculty Coordinator Login

3.6 View Company Details

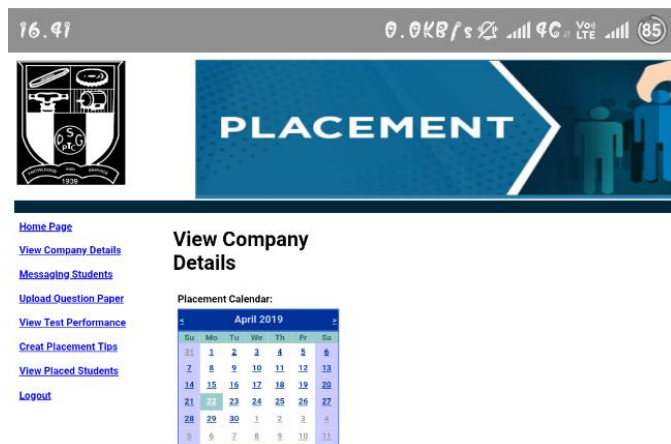


Fig.3.6 View Company Details

3.7 Upload Question Paper

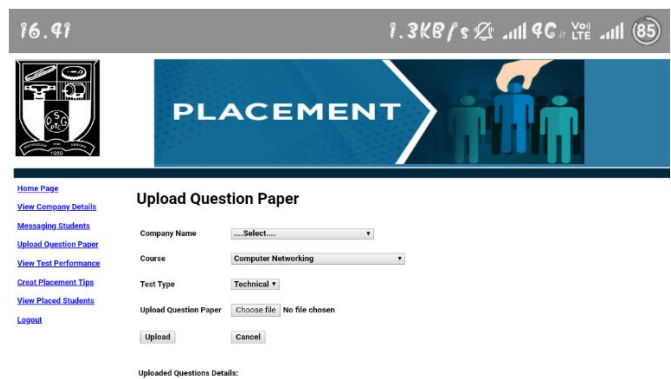


Fig.3.7 Upload Question Paper

3.8 Circular and Placement Tips

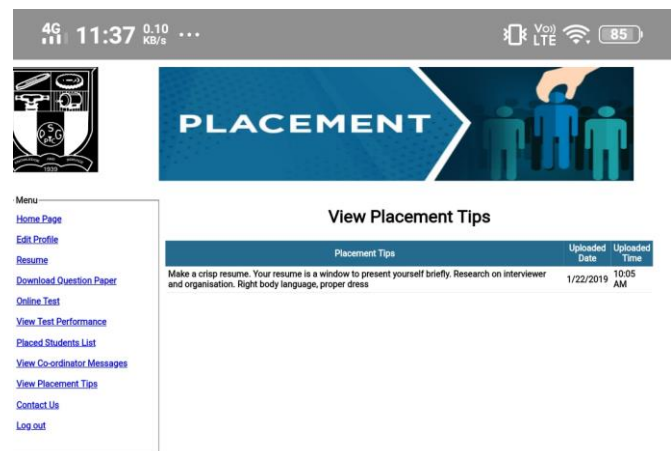


Fig.3.8 Circular and Placement Tips

3.9 Student Home page

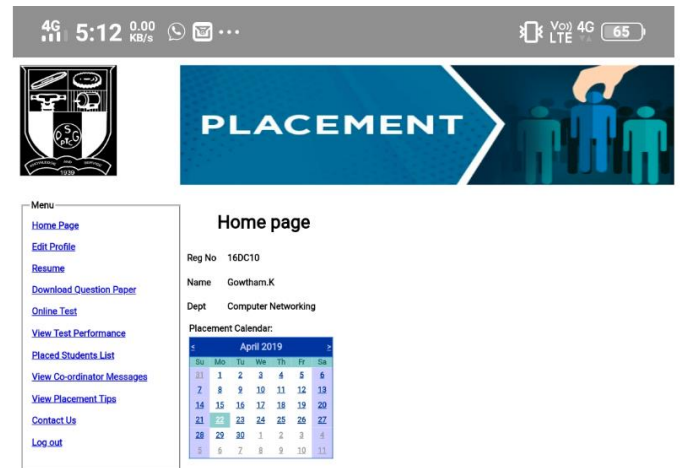


Fig.3.9 Home Page of The Student

3.10 Resume

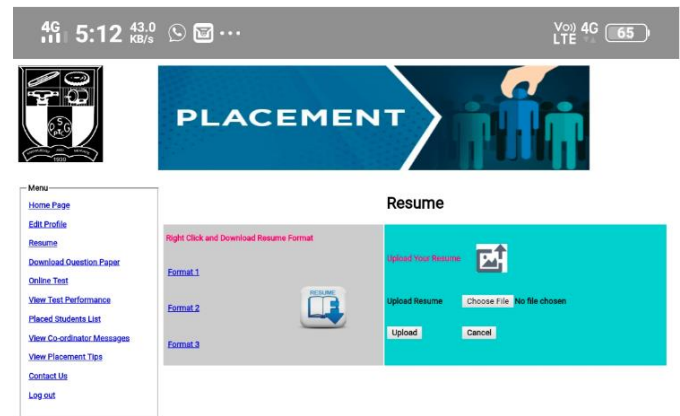


Fig.3.10 Resume

3.11 Downloading Question Paper

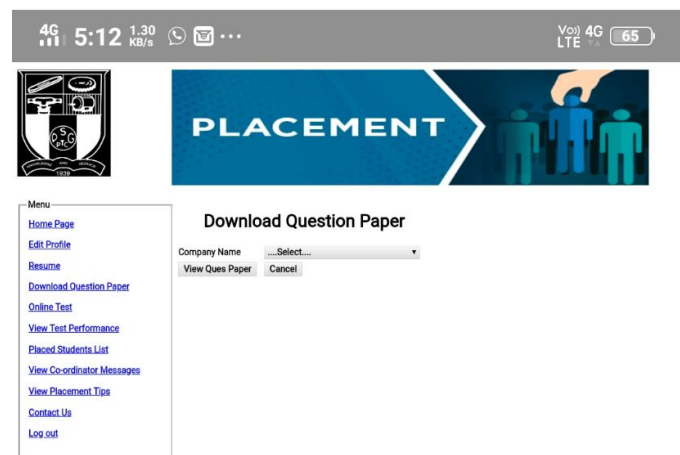


Fig.3.11 Downloading Question Paper

3.12 View Placed Students List

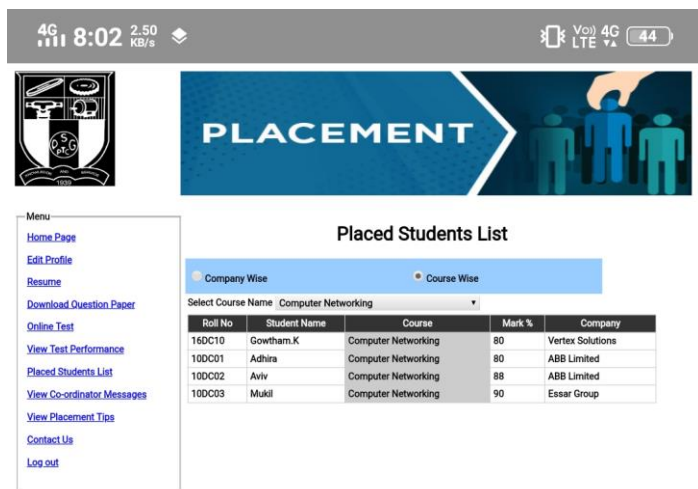


Fig.3.12 View Placed Students

3.13 View Placement Tips

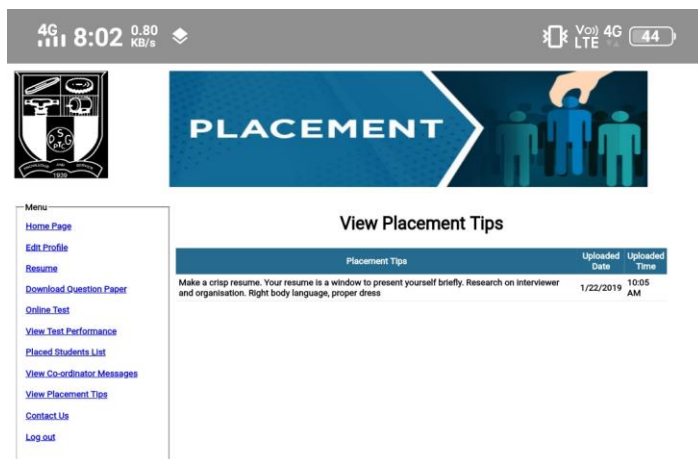


Fig.3.13 Placement Tips

4. Conclusion and Future Scope

ENHANCED MOBILE APPLICATION FOR PSG TRAINING AND PLACEMENT CELL is developed to reduce the communication gap between Placement Officer and Placement Interested students. Students can securely update their information effortlessly and independently at any time. It greatly reduces the time by managing this application through the websites and user's phones.

Future work involves integrating the employers in to the mobile application so that we can use this system for inviting industries for placement, follow up interview process, offering call letters etc. Apart from these there is scope for incorporating many features like conducting

Company specific mock tests, Placement preparation videos, etc., This mobile application can surely help colleges and students to improve their placements in a systematic way.

REFERENCES

- [1] NileshRathod, SeemaShah, KavitaShirsat; An Interactive Online Training and Placement System; International Journal of Advanced Research in Computer Science and Software Engineering.
- [2] J.Swathi1, K.Priya Tharsini, S.Suganya Janani, Asso.Prof Dr.G.Vinoth Chakkaravarthy: Training and Placement Cell Application; International Research Journal of Engineering and Technology (IRJET).
- [3] Mr. Ashlesh Patel, Mr. Pragnesh Patil, Mr. Harsh Shah, Mr. Nihir Shah, Mrs. Ashwini Patil: QR Code based Authentication System for Banking; IOSR Journal of Computer Engineering (IOSR-JCE).
- [4] Dhwanish Shah, Yash Shah; QR Code and its Security Issues; International Journal of Computer Sciences and Engineering.
- [5] Mobile Application Development: All the Steps and Guidelines for Successful Creation of Mobile App: Case StudyKishore BakthaStudent, Department of Information Technology, SSN ColJCSMC, Vol. 6, Issue. 9, September 2017, pg.15-20.
- [6] Mayur Wadje, Yuvraj Madake, Gireedhar Rodge, Shahaji Yadav;An Interactive Android Application forTraining andPlacement System, International Journal on Recent and Innovation Trends in Computing and Communication ISSN: 2321-8169,Volume:5,Issue:4484-487.

BIOGRAPHIES



Dr.S.Brindha Head of Department
Department of Computer PSG
Polytechnic College Coimbatore,
India.



Ms. D.Priya, M.E
Lecturer (S.G) Department of
Computer Networking PSG
Polytechnic College Coimbatore,
India.



Ms. T.Mirudula Laxmi
Final Year Student
Department of Computer
Networking PSG Polytechnic
College Coimbatore, India



Ms. S.Sandhiya
Final Year Student
Department of Computer
Networking PSG Polytechnic
College Coimbatore, India



Ms. M.Afrin Sulthana
Final Year Student
Department of Computer
Networking PSG Polytechnic
College, Coimbatore, India