

AN IoT DRIVEN HEALTHCARE SYSTEM FOR REMOTE MONITORING

Saranya Das¹, Tarun Jacob², S V Santhi³, Simin A Mathew⁴

^{1,2,3,4}Students, Department of Electronics & Communication Engineering,
Mount Zion College of Engineering, Kerala, India

Abstract - HRV (Heart Rate Variability) acts to be a predictor for cardiovascular diseases. In this paper, the authors propose a low-cost and easy to Remote HRV Monitoring System based on the Internet of Things (IoT) technology for borderline Hypertensive patients. In proposed system it continuously monitors the health parameters such as HRV, pulse oximetry and body temperature. These body parameters are derived using sensors. Arduino uploads patient data into the server and it can be continuously monitored from the server. In emergency situations, both caretaker and doctors receives alert SMS and surrounding peoples get buzzer sound as alert for providing adequate medical help. The doctor can send any message about the patient's condition to the patient through this system. Presently HRV, body temperature and pulse oximetry monitoring system which provides alert in emergency situation doesn't exist. IoT could have various applications in medical industry for improving the quality of life, saving lives and reduce treatment cost. By using IoT based technologies, medical industry can improve the ability of the healthcare system in minimizing human error, simplifying the treatment process and quality of life for caregiver as well patient.

Key Words: Hypertension, Heart Rate Variability (HRV), cardiovascular disease, NodeMCU Wi-Fi, Emergency alert.

1. INTRODUCTION

Technology has advanced at a very fast pace in today's world. We want to work on is one that has not been done before but will be handy and effective in helping and avoid deaths which are caused by the biggest concern of today's world is cardiac arrest. IoT for healthcare offers to be vital solution in adjourning such a serious issue. IoT, the inter-networking of various real world objects have become a popular phenomenon. With the rise in advantages of sensors and actuators for use with various platforms, healthcare industry is being revolutionized by breaking the traditional methods. Hypertension has become common a serious disease that remains as the root causes for major Cardiac mortality and Stroke mortality. Hypertension is a condition where the blood pressure in the arteries of the body is higher than 120/80 mm Hg (more than 120 systolic and more than 80 diastolic). Risks health events like Stroke or Heart attack related to Hypertension does not happen all of a sudden; rather it is

a continued risk factor that results in such life threatening events. Thus, the proposed system aims to remote monitor as well as alert in critical situation based on the HRV parameters and Heart rate for borderline Hypertensive patients. IoT shares the results of sensor data in terms of manipulated HRV data to a remote medical practitioner through a server application. This helps the patient's condition without a hospital visit. The system continuously monitors the patient's condition if there is any emergency situation the system alert doctor/caretaker through SMS and buzzer sound for patients and nearby once. There are currently no remote HRV analysis systems for hypertensive patients available to help doctors track the progression of the patient's condition and serve as an alert system prior to critical medical events.

2. RELATED WORKS

IoT technology based remote patient monitoring using web service, and cloud computing has been build. The system uses an IOIO microcontroller board that obtains ECG signals and sends it to the mobile device wirelessly using Bluetooth technology. An android application had been used to collect, store and transfer the ECG data. Here the pulse sensor is to be attached to the patient body that acquires patients heart beat data. This can be detected by using the method of a photoplethmograph (PPG). The sensor could be attached to the finger or ear lobe. The system combining the benefits of zigbee and Wi-Fi technology. Arduino Uno module is responsible to establish a secure communicating channel for transmission of pulse data from pulse sensor module to the server. Analog/digital conversion is performed on arduino board. The server end consists of three servers, MQTT server, application server and data base server. MQTT server act as a message broker. The transfer of data from arduino board to MQTT server through Wi-Fi technology. Then the MQTT server is connected to application server host. MySQL 5.5 data base server is connected to the application server. The application queries the data base every 5 seconds for plotting the histogram of incoming data, and the last 30 sec of the current pulse lobed into the system is displays as the pulse wave. The database makes viewing the data histories of the patient easily accessible. If there is any emergency situations then the system give SMS alert to doctor.

3. BLOCKDIAGRAM OF PROPOSED SYSTEM

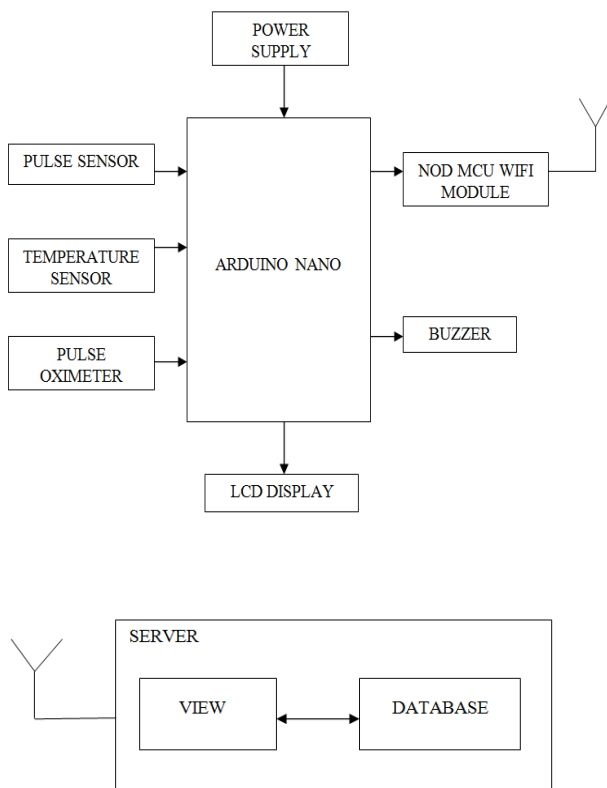


Fig -1: Block diagram of proposed system

The Fig. 1 gives an overview of the proposed system architecture. The working and background of each component in Fig. 1 is as detailed below.

3.1 Pulse sensor

Pulse sensor is used to provide digital out of heart beat when finger is placed on it. Temperature pulse sensor that can be used for detecting the cardio-vascular pulse wave from a fingertip. It is a non-invasive optical technique of retrieving vital information about the cardiovascular system from the fingertip. It uses an infrared light source to transmit light through finger on one side, and a photo detector placed on the other side which receives and measures the small variations in the transmitted light intensity. The variations in the received signal are related to changes in blood volume inside the tissue. The signal is filtered and amplified to obtain the nice and clean PPG waveform, which can be thus used to derive the instantaneous heart rate. The pulse sensor also provides a digital pulse output which is related with the heart beat.

3.2 Pulse oximeter

Pulse oximeters are non-Invasive medical sensors used to measure the oxygen saturation (SpO₂) of hemoglobin in blood. This tool attaches painlessly to fingertip, sending two wavelength of light through the finger to measure how much oxygen in the blood.

3.3 Temperature sensor

Temperature sensor is used to measure the heat or energy generated by body. The DS18B20 is a 1-wire programmable Temperature sensor. It is widely used to measure temperature in hard environments like in chemical solutions, mines or soil etc. The constriction of the sensor is rugged and also can be purchased with a waterproof option making the mounting process easy. It can measure a wide range of temperature from -54 °C to +125° with a decent accuracy of ±5 °C. This requires only one pin of the MCU to transfer data so, it a very good choice for measuring temperature at multiple points without compromising much of your digital pins on the microcontroller.

3.4 Buzzer

Buzzer is an electronic device used to produce sound. In this system buzzer is used to alert the caretaker during extreme condition. Buzzer makes noise to provide alert when an emergency situation occurs.

3.5 Arduino Nano

Arduino Nano is an open source microcontroller board. Atmega328 is the microcontroller used in the Arduino Nano. It has a wide range of applications and is a major microcontroller board because of its small size and flexibility. Digital pins 0 (RX) and 1 (TX) provide the UART TTL (5V) serial communication in ATmega328.

4. WORKING

The sensor such as pulse sensor, pulse oximeter and temperature sensor collects information about body parameters like heart beat rate, blood oxygen saturation (SpO₂) and body temperature respectively. These body parameters are transmitted to Arduino nano. Arduino uploads these informations to the server using NodeMCU Wi-Fi module. LCD screen is interfaced with Arduino which shows instantaneous readings of body parameter. Arduino compares the sensor data with predetermined threshold, and it provides alert using buzzer when there is any health risk. And also alert SMS will send to the doctor and caretaker. Any person having an effective internet connection can monitor these body parameters from anywhere in the world. Doctor can provide remarks to the patient through the web page, and it displays in LCD screen of the system.

5. RESULT

Circuit connections are made using copper PCB. The body parameter displayed on LCD screen of the system when sensors are connected to the body. Then the system is connected to hypertensive patient. Hardware design of the proposed system is given in the figure 2.




Fig -2: Designed hardware

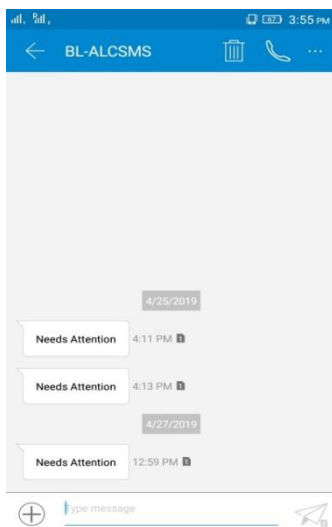


Fig -3: Received message on mobile

An alert SMS is obtained in the specified mobile numbers. i.e., Doctor's and caretaker's number (in fig -3) and beep sound was arised from the buzzer.

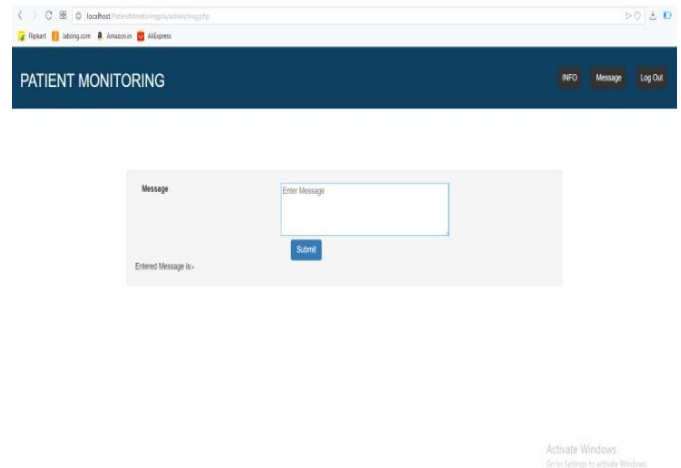


Fig -4: web view consist of tab for doctor's review

All these information's are continuously uploads into the server. It can be monitor from web view of the server. Doctor can send any messages to the patient through webpage (in fig -4).

6. CONCLUSION

Concept of remote monitoring the patient's condition is one among the various break-through in healthcare industry by IoT. This project provides a great facility for patients which usually suffer from Heart attacks. So there is no need to continuously go to the physicians for checkup. In emergency case, the system sends SMS to care taker and doctor to provide immediate medical help and also provide a buzzer sound for patients and nearby ones. The sensors will pass the pulse values and the temperature values to the arduino nano module through wired connection. Here Wi-Fi technology is used to transmit data from arduino nano module to server. The proposed system here has to solve all limitations and is designed to be more reliable, low-cost, easy-to-use system for Hypertensive patient.

ACKNOWLEDGEMENT

The authors would like to thank everyone who supported to do this study and also thank to Mount Zion College of Engineering and KTU for giving a platform to do this work.

REFERENCES

- [1]. R.N. Kirtana Department of Computer Science "An IoT Based Remote HRV Monitoring System for Hypertensive Patients" IEEE International Conference on Computer, Communication, and Signal Processing (ICCCSP-2017) 978-1-5090-3716-2/17/\$31.00 ©2017 IEEE.

[2]. J. Mohammed, C. H. Lung, A. Ocneanu, A. Thakral, C. Jones and A. Adler, "Internet of Things: Remote patient monitoring using web services and cloud computing," 2014 IEEE and Cyber, Physical and (CPSCoM), Taipei, 2014, pp. 256-263.

[3]. P. J. Tello, O. Manjarres, M. Quijano and A. U. Blanco, "Remote monitoring system of ECG and temperature signals using Bluetooth," in Information Technology in Medicine and Education (ITME) Int. Symp., Hokodate, 2012, Vol. 2, pp. 860-863.