

## A Study on comparison of Aluminium alloy LM-25 with Al/SiC

Rahul Ushir<sup>1</sup>, Kunal Gandhi<sup>2</sup>, Gaurav Dahe<sup>3</sup>, Vijay Bidgar<sup>4</sup>, Prof. Vishal Thakre<sup>5</sup>.

<sup>1,2,3,4</sup> BE student Mechanical, SND COE & RC, YEOLA, Maharashtra, India <sup>5</sup> Prof. Mechanical, SND COE & RC, YEOLA, Maharashtra, India

\*\*\*

**Abstract** - Automotive businesses are drawing in towards the utilization of aluminum silicon carbide metal framework composites. Al-SiC base compounds are maybe most regular especially because of extremely alluring qualities, for example, high quality to weight proportion, great workability, amazing castability, great warm conductivity and erosion protection. In this paper Aluminum LM25+SiC composites containing three distinctive weight rates 5%, 10%, and 15% of SiC have been manufactured by throwing technique. Dry sliding wear tests have been completed utilizing pin-on-plate machine at typical heaps of 1, 2 and 3 Kg and examination is finished by utilizing Design Expert 7 Software. Pins of Alloy are set up in sizes of distance across 8mm and length 30mm. The testing is done on above material by changing burden, speed and sliding separation. It creates the impression that the stick on-circle test can give impressively valuable and instructive grinding and wear comes about. It was watched that the wear rate differs directly with typical load however bring down in composite contrasted with that in base material. Encourage it was found from experimentation that the wear rate diminishes straightly with expanding weight portion of SiC. The best outcomes have been acquired at 10% weight portion of SiC.

**Key Words:** Stir throwing, Electric heater, Degassing unit, Chemical analysis, Wet examination, Wear test, Factorial investigation, Mathematical display for seizer time and sliding wear, Al/SiC10% MMC, Coefficient of grinding

### 1. INTRODUCTION

A composite material is a „material system“ made out of a mix of at least two miniaturized scale or full scale constituents that vary in shape, synthetic arrangement and which are basically insoluble in each other. The improvement of metal grid composites has been one of the real advancements in materials in the previous 25 years. Molecule strengthened light metals are as of now pulling in the consideration of materials makers and end clients on account of their remarkable mechanical and physical properties.

The important attractions for the utilization of MMCs in the car business can be abridged as takes after: decrease in mass, particularly in motor parts, enhanced wear protection or oil attributes, enhanced material properties, especially solidness and quality, giving either expanded segment strength or allowing more outrageous administration conditions, lessened warm extension coefficient. The expanding interest for light weight, cheap, vitality sparing,

firm and solid material in airplane, space, protection and Automotive applications has invigorated a consistently developing push to created composite material. Like all composites, aluminum-framework composites are not a solitary material but rather a group of materials whose firmness, quality, thickness, warm and electrical properties can be custom-made. The lattice amalgam, support material, volume and state of the fortification, area of there implementation and creation technique would all be able to be fluctuated to accomplish required properties.

Wear is a standout amongst the most generally experienced mechanical issues prompting the substitution of segments and gatherings in designing. In this way, numerous endeavors have been made to create more sturdy materials and strategies to decrease the wear of instruments and building segments. These incorporate adjustment of mass properties of the materials, surface medicines and use of covering, and so forth. Throughout the most recent couple of years, numerous endeavors have been made to comprehend the wear conduct of the surfaces in sliding contact and the system, which prompts wear. The utilizations of aluminum and its amalgams for the machine parts are expanding everyday in the business. Nonetheless, little has been accounted for on the wear conduct of aluminum and its combinations with the expansion of grain refiner and modifier.

### II. EXPERIMENTAL PROCEDURE

The standard examples (pins - round and hollow shape) have been readied ( $\varnothing$ 8mm X 30 mm) having diverse wt. % of SiC.



Fig.1- Top View of Pin-On-Disc Machine



Fig.2- Wear and Friction Monitor

### 2.1 WEAR TEST

Dry sliding wear tests for the aluminum LM25 & composites have been led utilizing pin-on-circle machine demonstrate TR – 20 provided by M/S Ducom , Bangalore (India). The tests have been led in air. Wear tests have been led utilizing barrel shaped examples (Ø8mm X 30 mm) that had level surfaces in contact district and the adjusted corner the counter face of a 160mm width pivoting plate made of En-24 steel having a hardness of HRC65 as gave on stick on-circle machine.

The wear tests have been directed under the three ordinary burdens 10, 20, 30N. Each wear test has been completed for fluctuating sliding separation of 1, 1.5, 2 Km and speed of 200, 400 and 600 rpm. Distracting power has been observed consistently. Frictional power and wear is measure by computerized show of stick on plate machine. This machine likewise encourages investigation of grinding and wears qualities in sliding contacts under wanted conditions. Sliding happens between the stationary stick and a turning plate. Typical load, rotational speed and It wear track distance across can be differed to suit the test conditions. Extraneous frictional power and wear are observed with electronic sensors and recorded on PC. These parameters are accessible as elements of load and speed. The erosion coefficients have been resolved from the contact power and typical load.

### 2.2 DESIGN OF EXPERIMENT

It is strategy in view of measurements and other train for landing at a productive and successful arranging of tests with a view to get substantial conclusion from the examination of trial information. Outline of trials decides the example of perceptions to be made with at least test endeavors. To be particular Design of trials (DOE) offers a deliberate way to deal with contemplate the impacts of various factors/factors on items/process execution by giving a basic set of analysis in an outline framework. All the more particularly, the utilization of orthogonal Arrays (OA) for DOE gives a proficient and viable strategy for deciding the most critical elements and associations in a given plan issue.

### III. RESULTS and DISCUSSION

The trial comes about are broke down with the assistance of DOE programming. Fig.2 (a-c) demonstrates variety of wear with load, speed and sliding separation for unadulterated aluminum LM25. It is watched that the wear rate increments directly for load and speed while the impact of sliding separation on wear is typical. However the wear of composite (Al LM25+10SiC) is lower than that saw in unadulterated Al LM25 which is appeared in fig.3 (a-c). The exploratory consequences of unadulterated and composite material are given in Table 1.

Table 1  
Effect of addition of SiC in Al-LM25 on wear  
Speed=200 rpm & Load=10N

Sliding Distance (m)	Wear (LM25) (micron)	Wear (LM25+10%SiC) (micron)
200	139.20	107.21
400	248.59	120.63
600	300.46	137.03
800	351.35	151.65
1000	451.14	165.65

Fig 4 and 5 indicates association impact of load and speed on wear for unadulterated material and composite individually. Wear rate increments with expanding burden and speed. It is watched that wear misfortune is most extreme for aluminum LM25 and after that declines as the SiC increments up to 10% again this pattern changes for 15% SiC substance in light of non-uniform blending.

Taguchi's approach-The analyses configuration utilized for examination of rubbing and wear attributes is Taguchi's approach of orthogonal exhibits. Therefore a partial outline utilizing orthogonal exhibit (OA) is utilized to discover the connection between three factors/factors (W, V, COF and S) on wear and rubbing. Each factor is kept at three levels.

Table 2  
Layout of L<sub>9</sub> (3<sup>4</sup>) Orthogonal Array for Experimentations

Trial No.	A Load (Kg)	B Velocity (m/s)	C SD (Km)
1	1	1.047	1
2	1	2.094	1.5
3	1	3.14	2

4	2	1.047	1.5
5	2	2.094	2
6	2	3.14	1
7	3	1.047	2
8	3	2.094	1
9	3	3.14	1.5

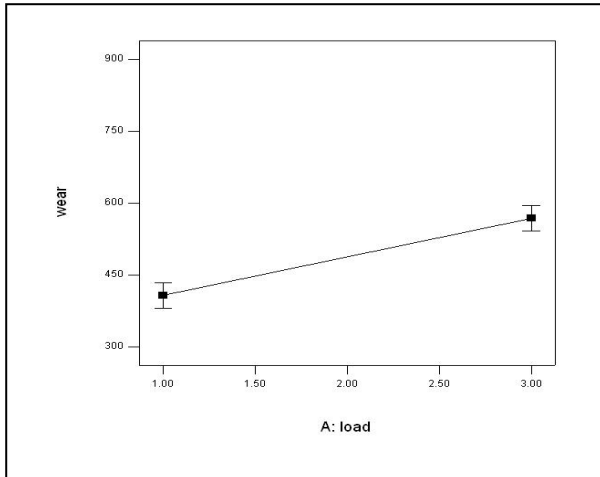


Fig.2 (a) variation of wear with load for Al-Im25

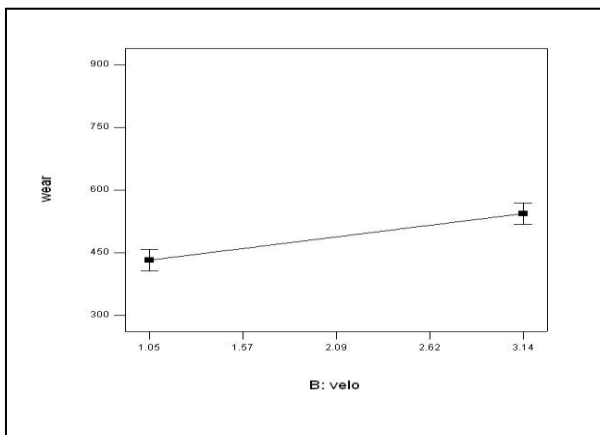


Fig. 2(b) variation of wear with velocity for Al-Im25

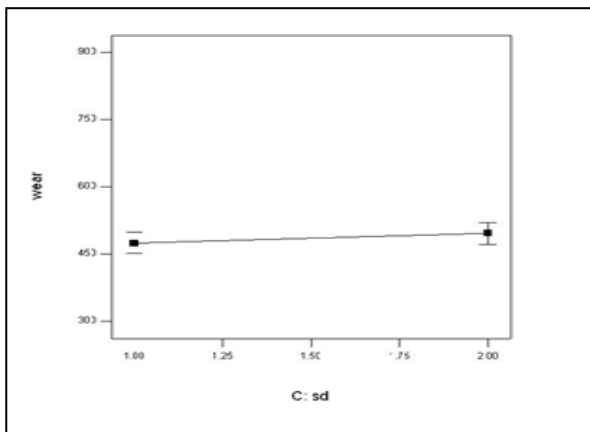


Fig 2(c) variation of wear with sd. for Al-Im25

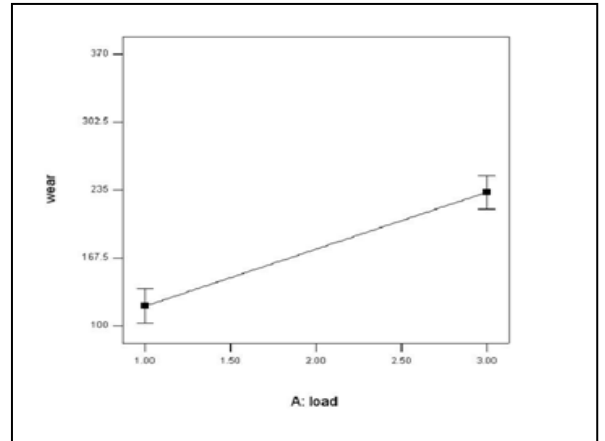


Fig.3 (a) wear v/s load for Al-Im25+10%SiC

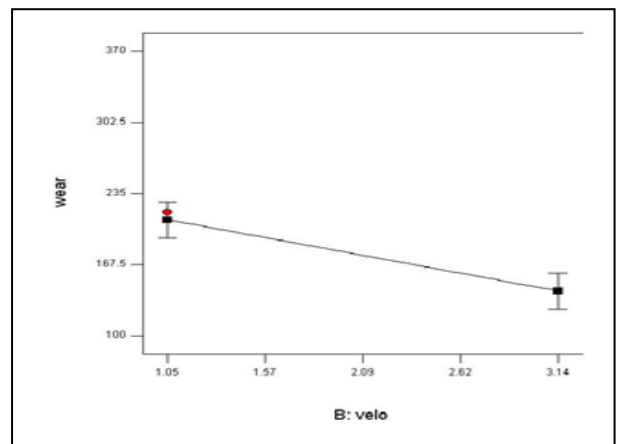
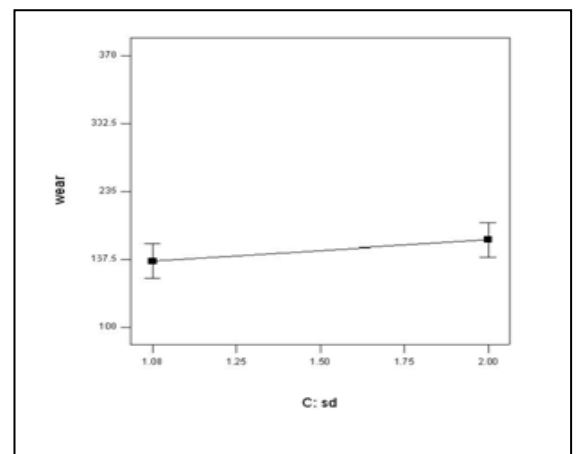


Fig.3(b) Wear v/s vel. For al-Im 25 + 10% SiC



Figs 3(c) wear v/s sd. For al Im25+10%SiC

#### IV. CONCLUSIONS

The exploratory examination uncovers following conclusions:

1. For a given load, the wear rate of composites and unadulterated material pins increase straightly with speed under dry sliding.

2. The wear rate increments straightly with the expansion in typical load. In any case, the composites have demonstrated a lower rate of wear (up to 10% SiC) when contrasted with that saw in unadulterated aluminum LM25.
3. The wear rate again increments at 15% of SiC due to non-uniform blending.

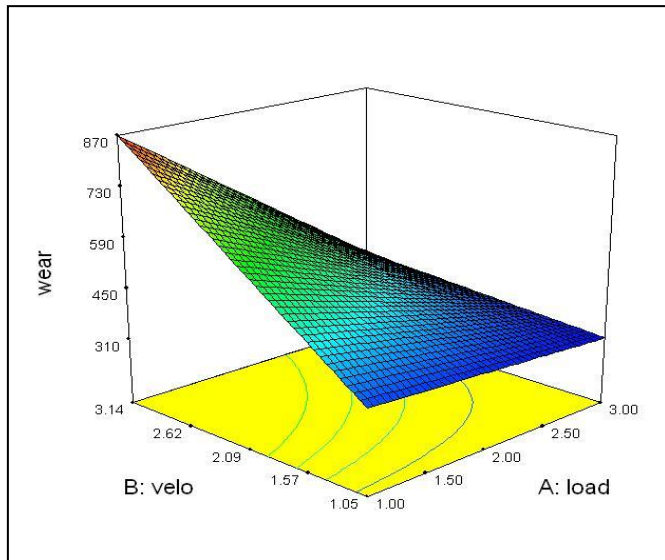


Fig 4 Interaction effect of load and velocity on wear for AL-LM 25

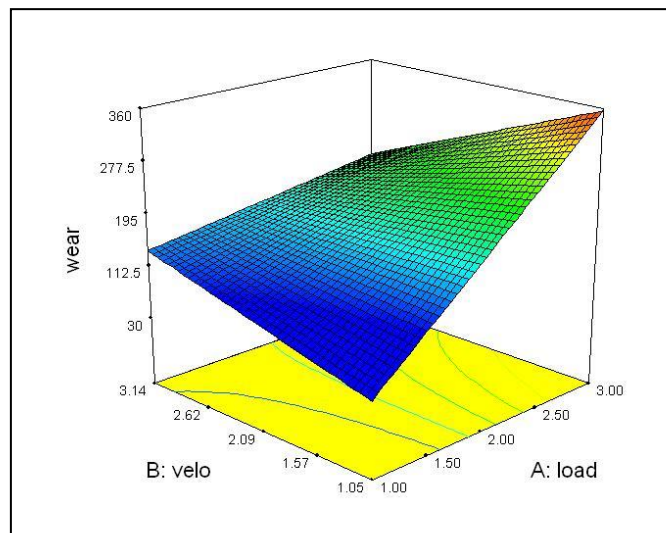


Fig 5 shows interaction effect of load and velocity on wear for Al-Lm25 +SiC

**REFERENCES**

[1] Jacobs JA, Kilduff TF. In: Helba S, editor. Engineering materials technology. NJ: Prentice -Hall; 1997. p. 571.

[2] D.B. Miracle Metal matrix composites – From science to technological significance. Composites Science and Technology 65 (2005) 2526–2540

[3] S.R. Wang et al. Microstructure and fracture characteristic of Mg–Al–Zn–Si<sub>3</sub>N<sub>4</sub> composites Theoretical and Applied Fracture Mechanics 46 (2006) 57–69

[4] Kulkarni MD, Robi PS, Prasad RC, Ramakrishnan P. Deformation and fracture behaviour of cast and extruded 7075Al–SiCp composites at room and elevated temperatures. Mater Trans, JIM 1996;37: 223–9.

[5] Mehrabian R, Flemings MC. New trends in materials processing, vol. 98, Metals Park: ASM; 1976.

[6] Serdar Osman Yilmaz ; comparison on abrasive wear of SiCrFe, Cr FeC and Al<sub>2</sub>O<sub>3</sub> reinforced Al2024 MMCs, Tibology international, 15]June2006

[7] lievier Beffort, Alloying effect on microstructure and mechanical properties of high volume fraction SiC –particle reinforced Al-MMCs made by squeeze casting , Composite science and technology ,04 April 006

**BIOGRAPHIES**



Rahul B Ushir, SND COE Yeola, Pune University, Department of Mechanical Engineering.



Kunal V Gandhi , SND COE Yeola, Pune University, Department of Mechanical Engineering.



Gaurav R Dahe, SND COE Yeola, Pune University, Department of Mechanical Engineering.



Vijay A Bidgar, SND COE Yeola, Pune University, Department of Mechanical Engineering.



Prof. Vishal R Thakare, SND COE Yeola, Pune University, Department of Mechanical Engineering.