

STUDY OF SINGLE CHAMBER AND DOUBLE CHAMBER EFFICIENCY AND LOSSES OF WASTEWATER TREATMENT

N.Saravanan¹, M.Karthikeyan²

¹Associate Professor, Dept. of Electrical and Electronics Engineering, ACS College of Engineering, Bangalore, India.

²Professor, Dept. of Electrical and Electronics Engineering, Tamilnadu, India.

Abstract - This part displays a review on microbial Fuel Cells (MFCs) Likewise novel electrogenic reactor frameworks for concurrent medicine from claiming wastewater Also era for bioelectricity. MFCs worth of effort on the guideline that natural matter available On wastewater serves Similarly as an essential substrate for the microscopic organisms to expend and arrival electrons, acilitating those medication about wastewater with concurrent era from claiming force. Microbes in the anode chamber produce protons (H⁺) Also electrons (e⁻) through responses by disintegrating those rich organics exhibit in the wastewater and in the methodology treating that wastewater Also generating a quality included result which is bioelectricity. The point when these protons go through those films and the circuit, respectively, control may be produced from those frameworks. Provided for the non-renewable perspective Furthermore polluting nature of fossil fuels, MFCs need created enthusiasm "around a few Look into groups around the planet. Taking after An authentic approach at this technology, those parts examines the different sorts about microbial energy units common Furthermore compares those separate MFC plans utilized. Those part of proton trade film dividing those anodic and cathodic chambers will be likewise clarified. It concentrates on the standard Also attempting for a MFC Furthermore portrays those defiant What's more technique for reporting weight information. Additionally, those Section displays benefits, drawbacks, Furthermore future extent from claiming Scrutinize in this field.

Key Words: Microbial fuel cell (MFC), Energy generation Nafion membrane, Cathode with manganese Dioxide, Wastewater treatment, Substrate.

1. INTRODUCTION

Upgrading vitality recuperation starting with wastewater will be An reasonable methodology for wastewater medication Furthermore is Additionally of investment will protect Furthermore move forward those water surroundings all around. There may be an extensive hole the middle of era Furthermore medicine about wastewater to Domesticated wastewater over creating countries What's more will encourage such vitality recuperation forms microbial energy units could a chance to be utilized. The vitality usage Scrutinize for microbial energy units may be developing exponentially, yet all the it experiences made wording Furthermore deliberate schema should investigate framework purpose. Those sheer assorted

qualities in the methodology utilized makes it multifaceted will analyse test examination for one another. Investigations of such need aid interdisciplinary with ideas from claiming microbiology, incorporated for electrochemistry on serve Likewise a part from Ecological building this Section reports how those natural matter evacuation effectiveness coupled for concurrent bioelectricity handling need been examined with immaculate What's more blended microbial culture, which need aid characteristically discovered or inoculated under wastewater streams. What's more entryway such exchange types of vitality collecting by tending to and upgrading key parameters for example, temperature, pH, and broken down solutes camwood conceivably help vitality security and investment soundness crosswise over countries the place a urgent have of vitality change emergency exist. There is an extensive hole between era Also medicine about wastewater to provincial wastewater to India What's more to encourage these renewable vitality recuperation methodology; microbial energy units camwood make utilized. MFCs camwood make utilized straightforwardly for wastewater or by vaccination for microbial species. Microscopic organisms distinguished to process bioelectricity done MFC are metal-reducing microscopic organisms for example, Geobacter, metallireducens. In microbial fuel cells, microscopic organisms go about as An impetus and oxidize the natural is concerned Also inorganic matter to prepare power. These would a more seasoned innovation over the battery. Those electrons transformed Eventually Tom's perusing those microbes from the substrate need aid exchanged of the anode, which may be the negative terminal and onto those cathode, which is the certain terminal. These are connected toward conductive materials with an load (resistor). Electrons might be exchanged toward utilizing electron mediators under the anode use from claiming immediate film electron exchange need likewise been demonstrated for investigations or by utilization of nanowires. It camwood make speculated that further undiscovered intends could also encourage such forms.

2. LITERATURE SURVEY

2.1 Fuel Cell

Fuel Cells are electrochemical gadgets that create power by changing over substance vitality related with the oxidation of fuel into coordinate current (DC) power. Since no burning response is related, Fuel Cells don't create any

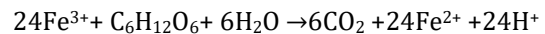
of the unwanted items regularly connected with the oxidation of non-renewable energy sources in the traditional vitality transformations framework. In this manner power devices are ecologically cordial. In the energy component power is created by the response between a fuel supply and an oxidizing operator. Hydrogen goes about as the fuel and oxygen as the oxidizer. The hydrogen is sustained ceaselessly to the anode (negative terminal) compartment t while oxygen is nourished constantly to the cathode (positive anode) compartment which is isolated by an electrolyte which fills in as the particle conductor . In the anode, the hydrogen is separated into two segments: hydrogen core (proton) and an electron. The Fuel Cell was first exhibited by a Welsh researcher Sir William Robert Grove in 1839. The productivity of an energy component is subject to the measure of energy drawn from it , i.e., the more power drawn , the lower the effectiveness. A run of the mill power device delivers a voltage from 0.6 V to 0.7 V at full evaluated stack The electron is exchanged to the cathode through the electric circuit while the proton moves from the anode to the cathode through the electrolyte where it ties with the proton and the oxygen to frame water which is the concoction result of the energy unit.

Different types of fuel cells are there characterized by their electrolytes and different temperature of operation such as the Proton Exchange Membrane Fuel cell (PEMFC), Phosphoric acid Fuel cell (PAFC), Solid oxide Fuel cell (SOFC), Alkaline Fuel cell (AFC) , Zinc Air Fuel cell (ZAFC) and Microbial Fuel cell (MFC).

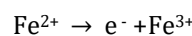
2.2 Microbial Fuel Cell

Microbial Fuel Cell (MFC) is a gadget that proselytes natural issue to power utilizing microorganisms as the biocatalyst. The improvement of procedures that can utilize microscopic organisms to create power speaks to an awesome technique for bioenergy generation as the microbes are self-duplicating, and in this manner the impetuses for natural issue oxidation are self-supporting. Most MFCs contain two terminals isolated into maybe a couple chambers that are worked as a totally blended reactor. The anode is available in the power device or anode chamber. In the power device oxidation happens and electrons discharged from the fuel substrate are passed onto the anode in the energy component. Electron goes into the cathode chamber by an electrical association. The cathode is where diminishment i.e., the pickup of electrons happens by the oxidant introduce in the cathodic chamber. All the while the positive particles produced in the anode chamber go into the cathode chamber by and large by method for a particle penetrable film between the two chambers which finish the electrical circuit. The likelihood of direct change of natural material in wastewater to bio-power is energizing, however crucial comprehension of the microbiology and further improvement of innovation is required. With consistent upgrades in microbial energy component, it might be

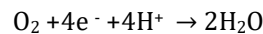
conceivable to expand control age rates and lower their generation and working expense. Therefore, the mix may help in sparing of a large number of rupees as a cost of wastewater treatment at display. The first observation of electrical current generated by bacteria is credited to Potter. A very few practical advances were achieved in this field even 55 years later. In 1990s, work on MFCs began to increase but the breakthrough in MFCs occurred in 1999 when it was recognized that mediators did not need to be added Iron reduction coupled with glucose oxidation can be described by the following reaction.



The reduced iron is oxidized at the electrode, giving



The electrons are received at the cathode by oxygen, producing water:



Acidophilic being forms and frameworks equipped for exchanging electrons at a high rate to the anodes may have noteworthy potential for age of power by means of microbial power components. Acidophilic creatures and frameworks fit for exchanging electrons at a high rate to the anodes may have critical potential for age of power by means of microbial energy Components.

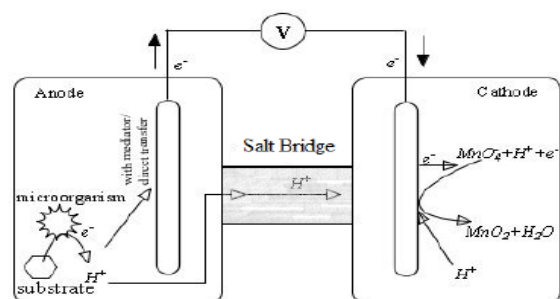


Fig-1: A schematic diagram of Microbial fuel cell.

2.3 MFC configuration

Down to earth uses of MFCs will require that we build up a plan that won't just create high power and columbic efficiencies, yet one that is likewise prudent to mass deliver in view of the materials being moderate and the assembling procedure being useful to actualize on an expansive scale. While the reactor plans that will eventually demonstrate to meet these prerequisites of energy, effectiveness, dependability, and life span are as yet being created, thinks about demonstrated that adaptable and practical frameworks can be produced utilizing graphite fibre brush terminals and tubular cathodes inundated together in a tank. Be that as it may, such a reactor presently can't seem to be worked at pilot

or substantial scale till date. In this manner, the last outline and the materials that will at last be utilized as a part of an extensive scale framework stay problematic as of now.

2.3.1 Single chamber microbial fuel cell

Single chambered MFC are basic anode compartment where there is no complete cathode compartment and may not contain proton trade films. Permeable cathodes shape one side of the mass of the cathode chamber using oxygen from air and letting protons diffuse through them. They are very easy proportional up than the twofold chambered Fuel Cells and hence have discovered broad use and research interests recently. The anodes are ordinary carbon terminal yet the cathodes are either permeable carbon terminals or PEM fortified with adaptable carbon fabric anodes. Cathodes are regularly shrouded with graphite in which electrolytes are poured in relentless design which carries on as catholyte and keep the film and cathode from drying. Therefore water administration or better liquid ministrations is a critical issue in such single chambered power devices. Composed a solitary chambered MFC comprising of a rectangular anode chamber combined with a permeable air cathode that is presented straightforwardly to the air. Yet, it is discovered that MFC without the layer produces bring down columbic effectiveness because of expanded dispersion of oxygen into the anode. Also, high groupings of hydrogen gas without oxygen in a solitary chamber MFC favors the development of methanogens which can bring down hydrogen recuperations and debase the gas with. In this manner, single chamber MFC experiences low general proficiency.

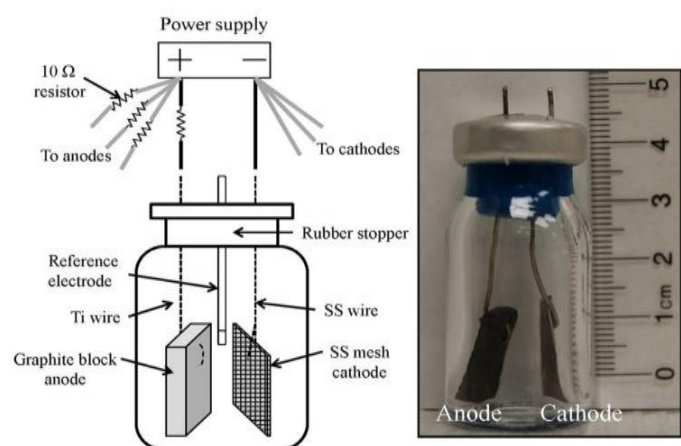


Fig-2: Single chamber microbial fuel cell

2.3.2 Dual chamber microbial fuel cell

Dual chamber microbial gasoline cells can be of a variety of shapes such as U-shape with cathode in one arm of the tube and anode being in the different arm. Both the electrodes are separated by ion selective membrane such as proton alternate membrane that approves solely

protons to pass by thru it and now not to the solutions and microbes itself. The other common design of twin chamber MFC use simple H- fashioned meeting with anode in one facet and cathode on the other, each separated by way of proton alternate membrane.

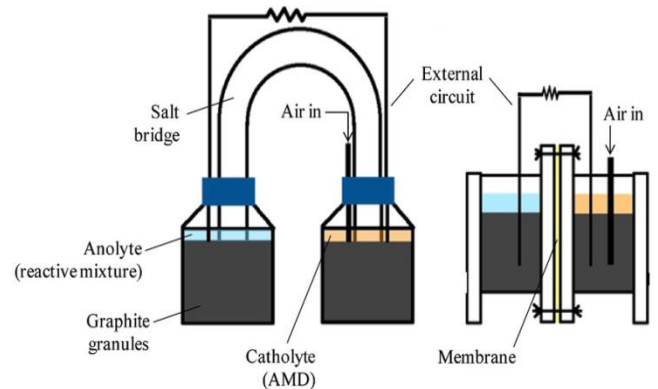


Fig-3: Dual chamber microbial fuel cell

2.4 Difference between the single and double chamber MFC

The basic difference between the single and double chamber MFC is

- The absence of membrane in single chamber MFC.
- In the double chamber different conditions can be maintained in each compartment.
- The rate of oxygen diffusion into the anode without an ion permeable membrane (single chamber) is 2.7 times higher than the double chamber design.
- Advantage of the single chamber MFC is the reduced set up costs, higher power output.
- The disadvantage of single chamber MFC is the low columbic efficiency generally because of diffusion of oxygen into anode i.e. consumption of oxygen by the bacteria.

2.5 Standard Electrode Potentials and Efficiencies

2.5.1 Standard Electrode Potentials:

The responses happening in a MFC can be broken down as the half-cell responses, or the special responses taking place at the anode and the cathode. As per the IUPAC convention, general stipulations are accounted for as a reduction potential, i.e., the response is composed as ingesting electrons.

2.5.2 Efficiencies:

MFC efficiency relies upon on the material for electrodes, overall performance of the membrane, the ohmic and non-ohmic losses, and a favorable thermodynamic reaction. Some vital parameters in this context are as follows:

2.5.3 Treatment Efficiency:

MFCs have been proposed as a system to treat wastewater, and thusly, it is basic to evaluate the general execution utilizing biochemical oxygen demand (BOD), chemical oxygen demand (COD), or total organic carbon (TOC) evacuation. Distinctive components may in like manner be basic, for instance, dissolvable versus particulate evacuation, and supplement, or supplement expulsion. The decision of treating productivity is self-assertive yet for the most part utilized is COD expulsion proficiency and can be discovered by the proportion between the expelled and influent COD. This parameter measures the measure of the open "fuel" that has been changed over in the MFC, either into electrical current (by methods for the Columbic effectiveness) or biomass (by methods for the advancement yield) or through response with electron acceptors (e.g., oxygen, nitrate, and sulfate).

2.5.4 Columbic Efficiency:

The columbic efficiency is described because the ratio of general coulombs certainly transferred to the anode from the substrate to maximum viable coulombs if all substrate elimination produced modern-day. the total coulombs received

$$\epsilon_{Cb} = \frac{M \int_0^{t_b} I dt}{F b v_{an} \Delta COD}$$

where M = 32, the molecular weight of oxygen, F is Faraday's constant, b = 4 is the number of electrons exchanged per mole of oxygen, van is the volume of liquid in the anode compartment, and COD is the change in COD over time t_b. For continuous flow through the system, the Columbic efficiency is as follows:

Where M = 32, the molecular weight of oxygen, F is Faraday's constant, b = 4 is the number of electrons exchanged per mole of oxygen, van is the volume of liquid in the anode compartment, and COD is the change in COD over time t_b. For continuous flow through the system, the Columbic efficiency is as follows:

$$\epsilon_{Cb} = \frac{MI}{Fbq\Delta COD}$$

Where q is the volumetric influent flow rate and COD is the difference within the influent and effluent COD. Factors that deduce columbic efficiency are competitive procedures and bacterial boom. Micro organisms not able to make use of the electrode as electron acceptor are in all likelihood to use substrate for fermentation and/or methanogenesis.

3. Types of Losses in MFC

The greatest feasible MFC voltage (emf) is hypothetically on the request of 1.1 V. Be that as it may, the deliberate MFC voltage is significantly lower because of various misfortunes. The contrast between the deliberate cell voltage and the cell emf is known as overvoltage, and it is the aggregate of the over-possibilities of the anode and the cathode and the ohmic loss of the framework.

$$E_{cell} = E_{emf} - \left(\left| \sum \eta_a \right| + \left| \sum \eta_c \right| \right) + IR$$

$\sum \eta_a$ = Over-potential of the anode
 $\sum \eta_c$ = Over-potential of the cathode
 IR = Sum of all ohmic resistances

The over-potentials of the electrodes in an MFC they can roughly be categorized as follows: (i) Ohmic Losses (ii) Activation Losses and (iii) Concentration Losses and (iv) Microbial Losses, Some of the major losses in MFCs are described in the following page.

3.1. Ohmic Losses:

The ohmic misfortunes (or ohmic polarization) in a MFC happen because of the protection from electron move through the membrane electrode assembly (MEA) and the protection from the stream of particles through the CEM. Ohmic misfortunes can be diminished by restricting the cathode dispersing, likewise by using a layer that has Polarization and influence bends for MFC execution. low resistivity, checking through and through all contacts, and arrangement conductivity which are at as far as possible endured by the microscopic organisms.

3.2. Activation Losses:

Activation Loss (also known as actuation polarization) happens At whatever point a response happens on the cathode surface. This vitality misfortune may be because of the initiation vitality obliged for a oxidation/reduction response to happen. Actuation misfortunes build considerably during easier ebbs and flows Furthermore bit by bit for expansion in the current thickness. An successful manner on more level these misfortunes may be on expansion those cathode surface range What's more operating temperature.

3.3. Concentration Losses:

Loss in concentration (or concentration polarization) happens At the rate for impostor transport of a species to alternately from Likewise far Concerning illustration conceivable breaking points present era. Such happen to those The greater part a feature In secondary current densities due to restricted impostor return from claiming engineered species Toward dissemination of the cathode

surface same time toward anode, the fixation misfortunes would brought with respect to Eventually Tom's perusing compelled supply of reduced species at those terminal or by confined discharge for oxidized species from those cathode surface. This surges those extent the middle of the oxidized and the decrease species In the terminal surface which cam wood convey an extension in the anode possibility. Toward those cathode sides, a drop in cathode possibility might happen. Impostor transport confinements in the impostor fluid might control the substrate flux of the biofilm, which is an alternate sort of fixation misfortune.

3.4. Microbial Losses:

Over a MFC, minute creatures transport electrons starting with An substrate at An low possibility of the keep going electron acceptor during a higher possibility through a external circlet. Previously, An MFC, those anodes is the most recent electron acceptor and its possibility chooses those vitality pick dependent upon for those minute organic entities. Those more unmistakable will be those refinement the middle of those redox proficiencies of the substrate and the anode potential, the higher may be those metabolic vitality pick up for those microbes, yet those bring down will be those practically amazing achievable MFC voltage. To support the MFC voltage, that ability of the anode ought on a chance to be kept likewise low (negative) Likewise Might sensibly be normal. Be that Concerning illustration it may, Assuming that the anode possibility turns out to be excessively awful low, electron transport will be represses and development of the substrate (if conceivable) might provide for more noticeable vitality of the microorganisms.

4. Conclusion:

Those prosperity for any innovation relies upon how it impacts those vitality business and the observation of the normal open since MFCs cam wood prepare power same time evacuating pollutants Furthermore other natural is concerned starting with wastewater streams, it might be speculated should offer points of interest For example.,

1. Low-cost electricity production from everyday waste materials.
2. Bioelectricity will be available all year around, as waste and xenobiotics are readily available.
3. Every household can produce a certain amount of electricity.
4. MFCs can be critical for nations in the African continent where in some places; the energy infrastructure has still not arrived.
5. Working with parallel with bioremediation and generate bioelectricity, making the process sustainable

Thus, MFCs representable capable predictive tools, which will help those plan of frameworks exploiting bacterial competencies. Previously, MFC systems, chemicals are decreased at those cathode, What's more clinched alongside a portion systems, it will be time permits should attain compound oxidation at the anode in circumstances At helter skelter fixation of biodegradable organics is available in the wastewater. For this have to work, however, addition electron acceptors to be display in the cathode. To example, though An webpage is defiled with petroleum alternately gasoline, the water could be channeled through successive water powered chambers comparative to that utilized for zero-valent iron dividers to treating chlorinated aliphatic done groundwater. 1st segment ought to bring the anode, with material of development. For example, such that graphite granules, the place the concoction will a chance to be oxidized (assuming anaerobic conditions) on the anode giving current of the cathode. The second area might hold a cathode, tube cathodes could be considered, and the place oxygen will bring the playing point of giving the extra electron acceptor under water will consider Possibly proceeded medication alternately will increment the fixation of oxygen in the groundwater; this idea might have been investigated with a air-cathode MFC for petroleum-contaminated groundwater. Control era might have been 120 mW/m² which proposes MFC frameworks comparative should this could be used to improve bioremediation from claiming petroleum-contaminated groundwater under anaerobic states.

MFCs would constantly produce using a combination for materials for an continually growing nature of outlines. These frameworks are acted under an extent about states that fuse contrasts in temperature, electron acceptor, anodic surface area, pH, operation time, Furthermore reactor measuring. Over some cases, those operating states Furthermore actually electrical components, for example, internal resistance, control density, would missing, such need aggravated it was troublesome should examine Also translate effects "around comparable frameworks. However, those rundown for accomplishments previously, our seeing about how power is processed in a MFC what's more entryway powerful frameworks cosset with expanded energy thickness are great. Precious metals, for example, such that platinum, are never again required ahead possibly electrodes, What's more utilization of non-precious metals for example, such that cobalt, iron need generated all the comparable control densities The point when coupled with suitability oxygen decreasing operators.

The extent for MFC investigate is not just confined on wastewater medication as altered MFCs known as BEAMRs could a chance to be used to attain bio-hydrogen from any biodegradable matter, Furthermore such frameworks bring demonstrated potentials on cross those "fermentation barrier" with most extreme could reasonably be expected change effectiveness. For MFCs,

the ultimacy accomplishment will a chance to be At they could a chance to be exclusively utilized as An system for renewable vitality production; right now, it might face tests should develop in the shadow from claiming substantial fossil fuel industries, However progresses On force densities, diminishments for material costs, and a worldwide require to prepare control starting with non-CO2 sources will make MFCs useful for power creation. The Advance for such stays in the hands from claiming researchers, who trust that MFC innovations would a and only those splendid Furthermore guaranteeing future constructed on the establishment of a new era about electro genic. Reactor frameworks.

REFERENCES

1. Aelterman P, Rabaey K, Pham TH, Boon N, Verstraete W (2006) Continuous electricity generation at high voltages and currents using stacked microbial fuel cells. *Environ Sci Technol* 40:3388–3394.
2. Aldrovandi A et al (2009) Sustainable power production in a membrane-less and mediator-less synthetic wastewater microbial fuel cell. *Biores Technol* 100:3252–3260 Bard AJ, Parsons R, Jordan (eds) (1985) Standard potentials in aqueous solution. Marcel Dekker, New York.
3. Cai J, Zheng P (2009) Simultaneous anaerobic sulfide and nitrate removal in microbial fuel cell. *Biores Technol* 128:760–764.
4. Cai J, Zheng P (2009) Simultaneous anaerobic sulfide and nitrate removal in microbial fuel cell. *Biores Technol* 128:760–764.
5. Logan BE, Murano C, Scott K, Gray ND, Head IM (2005) Electricity generation from cysteine in a microbial fuel cell. *Water Res* 39:942–952.
6. Logan BE, Rabaey K et al (2006) Microbial fuel cells: methodology and technology. *Environ Sci Technol* 40(17):2006.
7. Pant D, Van Bogaert G, Diels L, Vanbroekhoven K (2010) A review of the substrates used in microbial fuel cells (MFCs) for sustainable energy production. *Bioresour Technol* 101:1533–1543.
8. Rabaey K, Boon N, Hofte M, Verstraete W (2005) Microbial phenazine production enhances electron transfer in biofuel cells. *Environ Sci Technol* 39:3401–3408