

Online Examination Module

Rakhi Yadav¹, Dikshita Pant², Aditya Singh³, Shaan Sheikh⁴

^{1,2,3,4}Student, Dept. of Computer Engineering, Thakur Polytechnic, Mumbai-400101, Maharashtra, India

Abstract – The issue of travelling long distances to complete one’s educational course is nowadays becoming very common. The work that we have presented below and especially the development stages can be used for implementation of the E-Learning didactic process. Our project will try to exploit the disadvantage described above by developing an E-Learning system using the latest tools that supports team work and maximizes the dissemination and re-use at a level of selected best practices of e-learning in minimum time frame. E-Learning system is initiated with correspondence courses because of the enormous distances which makes meetings of the students with their teachers difficult. Printed materials are sent to the student’s address via courier which is becoming practically infeasible day by day. Hence we are developing an E-Learning system which will handle all these issues. The system will have to be filled in with relevant course materials and tested thoroughly before making it live. Impact Analysis done so far and the detailed specifications make us think that it is possible to implement such a platform to handle all subjects taught at any institute.

Key words: PHP, MySQL Server, HTML.

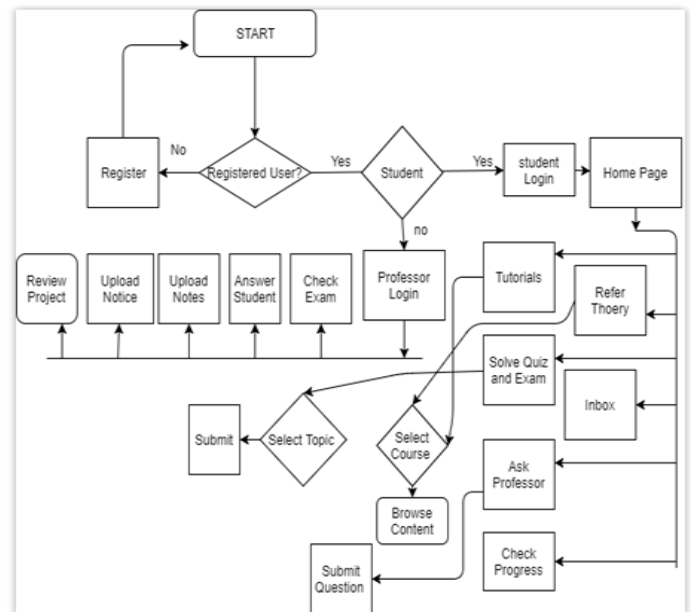
INTRODUCTION:

Online Examination System is an on-line test simulator is to take online examination, test in an efficient manner and no time wasting for manually checking of the test paper. The main objective of this web based online examination system is to efficiently evaluate the student thoroughly through a fully automated system that not only saves lot of time but also gives fast and accurate results. For students they give papers according to their convenience from any location by using internet and time and there is no need of using extra thing like paper, pen etc.

Proposed system:

Identify possible automation. The proposed system has got many advantages. People from different parts of the world can register very easily. The new system is more personalized. It is made in such a manner that all the new users can understand all the options in it very easily. It is made in a quick and easy referential manner. Access to all important matters are not always locked and can be opened easily at the time of urgency. The advantages of proposed system are that security is maintained in the new system. Securities for all important data are maintained confidentially. As it is easily understandable and user friendly, quick entries can be made in this system

BLOCK DIAGRAM:



Login Page:

This is the first page user will access. This page include access to login and registration.

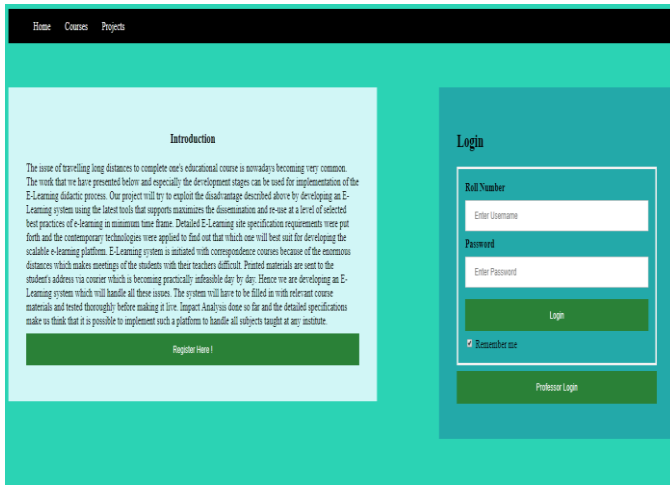
This page also contain Introduction of the website.

The page is divided into three division

- Navigation Panel
- Introduction Panel
- Login Panel

This page provides access to the user and professor to their respective accessible home page.

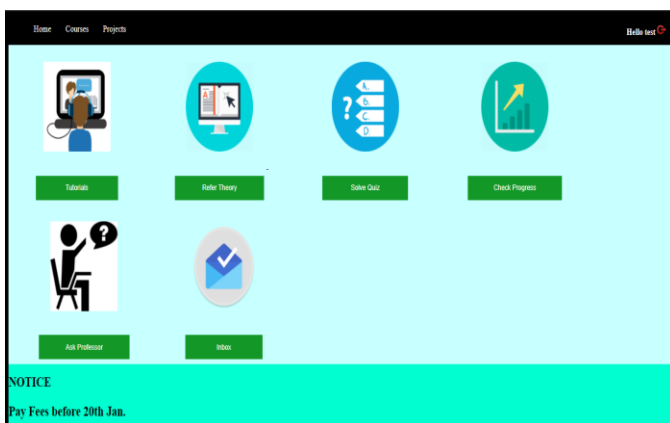
For Student, login panel requires roll number and password for access, where for professor it provides access to the professor portal. The introduction panel is for new user. Here User can read about the project. And it provides Registration. Button which provides access to the registration form for new user.



2. Home Page for Student:

Home Page for user is divided into three Parts

- Navigation Panel
- Main Body
- Notice Panel



Tutorial Module:

The tutorial page contains all the tutorial uploaded by Professor. Whenever user selects particular subject from tutorial module, he/she gets redirected to this page. This page show video tutorial with video title and description, according to the professor. User can download tutorial video as well as can watch online video tutorial on this page. This page requires HTML5 supported browser since it uses HTML5 video element. This element also supports full screen mode and volume control.

Ask Professor Module:

This module is a important feature of the project. If a student want to ask a question or wants to solve a doubt, he/she can and ask it form this page. This page provides end to end connection to the professor. Once student submits doubt, it is visible for the professor at the professor protal, and once

professor solves a doubt, user can check the response from the inbox module. This module is very simple to use, user needs to select a subject describe the doubt and click on submit button.

Project Panel:

Project Panel is a place where student can upload project and try project uploaded by other students.

It is divided into four parts.

- Navigation Panel
- Uploading Panel
- Owned Project
- All projects.

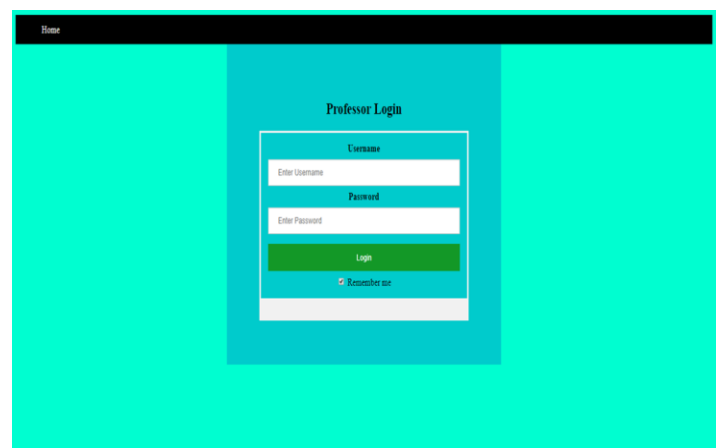
Professor Portal:

Login Page:

The login page is a landing page for professor.

Professor needs the username and password as a login credential for gaining an access of the system.

Since Professor has every access to the system, the credential for login cannot be generated by registering, it is provided by the respective organisation for security purpose.

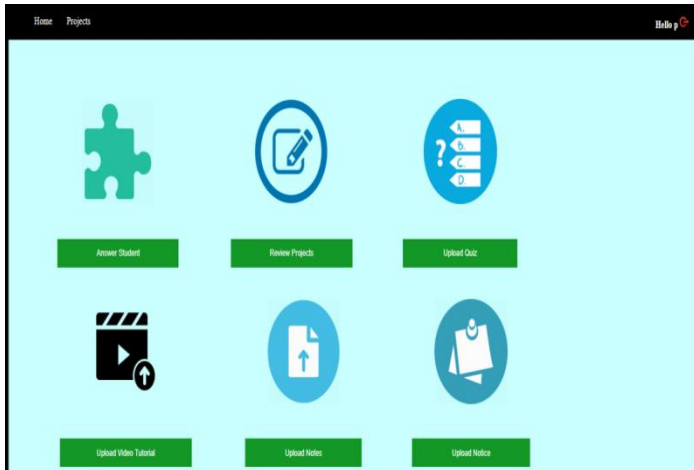


Home Page:

After Login Process, professor is redirected to the home page. Home page is divided into two panels.

Navigation Panel and Main body.

Navigation Panel display username on the left most side and sign out button beside it. Professor can directly sign out from the system, which destroys the ongoing session.



advantages as a direct contact between a teacher and students and immediate feedback the traditional classroom education has many disadvantages. For example if the student has no ability to take part in some lesson he or she will miss the training material.

These disadvantages lead to search for new and more effective educational methods. The rapid growth of information and communication technologies and rising computer knowledge of the students make possible appearance of these new educational forms. If 15 years ago the main accent has been on Computer Based Training which used primary CD and local area networks as information medium, 5 years ago the accent is moved to use of Internet and Learning Management Systems. The e-Learning as new term is appeared.

MAINTENANCE:

System Maintenance & Evaluation help make the system robust and always in prime working condition. Maintenance helps the system in preserving its integrity and performing tasks necessary to obtain the desired results.

In this case, the system is a Website that provides information access about related topics to the customers. In order to provide customers with up-to-date information the website has to be constantly updated.

FEATURES OF PROPOSED SYSTEM:

- Web Enabled System
- Watch Tutorials
- Refer Notes Provided by Professors
- Give on Exam and Solve quiz.
- Online Evaluation of marks.
- Point to Point Communication between Students and Teachers.
- Uploading Open source project for reviews.
- Notice Panel.

Future Scope:

- Android Application Support.
- Virtual Lab.
- Implementing Virtual Reality into System.

CONCLUSION:

In Online Examination Module the traditional education is made in classrooms where the teacher presents the learning material to a group of students. The educational technology depends mainly of teacher and the students must physically participate in the learning process. Regardless of obvious

Reference:

HP: The Complete Reference (Book)

.w3school-<http://www.w3school.com/>