

# 'PLAN AND DEVELOPMENT OF VACCUM FORMING MACHINE AND DIE'

Somase Babasaheb Baliram<sup>1</sup>, Dond Rushikesh Dnyaneshwar<sup>2</sup>, Unde Akshay

Jagannath<sup>3</sup>, Surywanshi Avinash Bhausahab<sup>4</sup>, Baravkar Pavan Subhash<sup>5</sup>

<sup>1,2,3,4</sup> Department of Mechanical Engineering, SND college Babulgoan, Yeola, Maharashtra

<sup>5</sup> Professor, Dept. of Mechanical Engineering SND college, Babulgoan, Yeola, Maharashtra

\*\*\*

**Abstract** Theoretical - Vacuum-framing or thermoforming is a standout amongst the most widely recognized strategies for preparing plastic materials. Vacuum-shaped items are pervasive in our every day lives. The procedure includes warming a plastic sheet until delicate and after that hanging it over a form. A vacuum is connected sucking the sheet onto the shape. The sheet is then expelled from the form. In its propelled frame, the vacuum-shaping procedure uses refined pneumatic, pressure driven and warm controls in this manner empowering higher creation velocities and more point by point vacuum-shaped applications.

Vacuum-shaping offers a few handling focal points over other framing forms. Low framing weights are utilized, which empowers relatively minimal effort tooling. What's more, since the procedure requires just low weights, the molds can be fast model models, in this manner shortening the shape manufacture time. Utilizing models for the molds makes it monetarily plausible to create low amounts of substantial parts and to work medium size generation runs. More advanced machines and shape are utilized for the consistent mechanized creation of high volume things like yogurt pots and dispensable mugs and bundling. Not at all like other thermoplastic shaping procedures, where powder or gum are the beginning stage, vacuum-framing utilizes expelled plastic sheet. An optional procedure might be required to trim the shaped sheet to accomplish the completed item. The trimmed waste can be re-ground and reused.

Innovation, particularly the presentation of the procedure innovation, is relied upon to upset vacuum-shaping creation and to carry with it extra advantages including, work cost investment funds, a shortening of item improvement time and new outline advancements. Watchwords : Die, Mold, Plastic sheet, Vacuum framing, and so on.

## 1. INTRODUCTION

"Plastic" means substances which have versatility, and appropriately anything that is framed in a delicate state and utilized as a part of a strong state can be known as a plastic. Consequently, the source of plastic shaping can be followed back to the preparing techniques for characteristic high polymers, for example, enamel, shellac, golden, horns, tusks, tortoiseshell, and also inorganic substances, for example, earth, glass, and metals. Since the common high polymer materials are not uniform in quality and need mass efficiency

much of the time, from early circumstances it has been requested specifically to process them effectively and into better quality and to substitute manufactured materials for regular high polymers. Celluloid, engineered elastic, ebonite, and rayon are these manufactured materials.

By and by, it is characterized that the plastics are integrated high polymers which have versatility, and thus substances made of these regular materials are blocked. The historical backdrop of plastic shaping began together with the improvement of phenol pitch in the start of the twentieth century. Initially, plastics were not created as plastic materials but rather got from change of common materials, and in this way, their handling strategies likewise advanced on the broadened line of ordinary preparing techniques. Quite a while after the modern generation of phenol sap, the creation of vinyl chloride gum began, and afterward the generation of styrene-based tars began. Before the finish of the first half of the twentieth century, every single fundamental material of manufactured saps were created. With regards to the shaping strategies, it is said that the primary infusion forming machine was put to use in Germany in 1921; notwithstanding, one might say that this machine is an augmentation of the bite the dust cast machine.

Every single essential strategy utilizing squeezing machines, moving machine sand expulsion machines had just existed since early days. The improvement and commonness of plastic shaping as demonstrated today can be credited to the qualities of materials, costs, and great process capacity emerging from the consistency of fake material sand, likewise, their mass producibility and remittance for cost diminishment. An industry does not create until there are requests and supply for the requests.

### 1.1 Thermoforming:

Vacuum-framing is a method to shape an assortment of plastics utilizing a form. The procedure starts by settling a sheet of plastic of uniform thickness onto a solid edge inside a vacuum chamber. The edge is warmed and gradually pushed toward the shape until the point when the casing touches the base of the chamber and the delicate plastic is hung over the form. Vacuum-shaping is a mechanical method utilized for group creation or large scale manufacturing. This procedure empowers thermoplastics to be framed into confounded shapes, for example, bundling, stockpiling plate and seed plate.

Thermoforming is broadly utilized as a part of assembling enterprises to create substantial and work escalated items. Contrasted with other assembling strategies, thermoforming is to a great degree effective process that is appropriate for high-proficiency large scale manufacturing. Vacuum Forming Vacuum framing produces a section that is consistent, solid, sturdy, light weight and accessible in an assortment of completions. Vacuum shaped parts are utilized as a part of thousands of uses. Vacuum framed parts are single segment parts that leave the vacuum shaping procedure as the real item or a considerable piece of the completed item. These are walled in areas or lodgings that are regularly trades for sheet metal or fiberglass that should be light however sturdy and have great quality in respect to weight.

**1.2 Problem proclamation:**

- Poor surface wrap up
- Parts may have non-uniform divider thickness.
- All parts should be trimmed.
- Ribs and managers can't be shaped effortlessly.
- Set number of materials can be utilized.

**2. Literature Review**

After starting investigations, a great deal of scientists attempted a considerable measure of alterations on the vacuum shaping procedure to build its execution. It is found from the past researcher's record so each outlining the instruments for part drawing includes a great deal of experimentation strategy.

**Sachin Ramdas Jadhav, Sunil Hiranman More, Swapnil S. Kulkarni:-**

This paper exhibit the ,exposition work is pertinent with regards to building up a financially beyond words a lower lead time through the period of Design, Development, Trials and Testing, Pilot part generation and Regular supply .The Deep attract process being basic to assess offers higher extension for study and research while tending to the most reasonable outline for the Draw Die.

Profound illustration can be characterized as a metal shaping procedure in which a section is delivered from a level sheet metal clear by the activity of a punch drive onto the clear. The clear is pulled (drawn) into a bite the dust depression, which makes the spine of the clear pack the circumferential way while material stream is controlled by a limiting power gave by a clear holder. Metal in the zone of the pass on bear experiences a great deal of pressure, and will bring about wrinkles if a clear holder isn't utilized to control the stream of material into the kick the bucket. Material is normally thickest in the territory where the metal loses con Items frequently made by profound illustration incorporate measured heating container, similar to biscuit skillet, and aluminum can chambers. Be that as it may, unpredictable things, similar to flame dousters and walled in area covers for

oil channels in trucks are likewise influenced along these lines just like your kitchen to sink! Items made by profound illustration are profound and consistent.

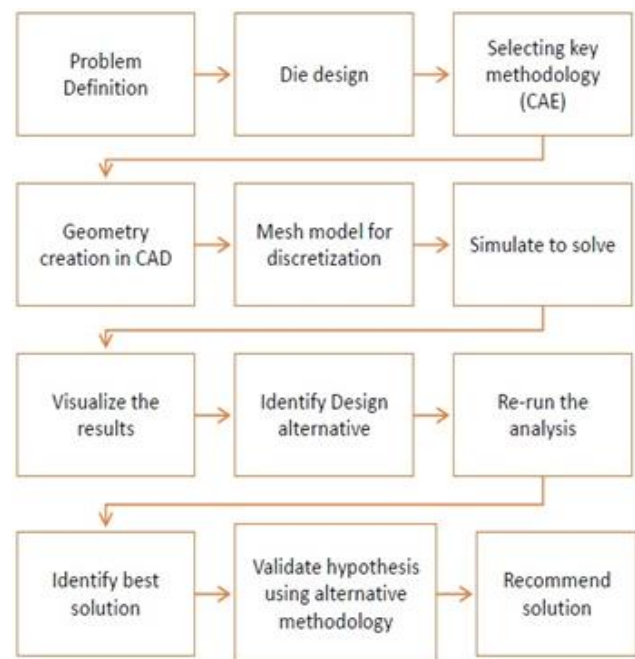
**N. Cappetti a,x, L. Garofalo a, A. Naddeo a, M. Nastasia b, A. Pellegrino:** This paper display the, Identified the essential parameters of SPF process that is the thickness of clear, the strain rate and the handling temperature, were picked three distinct esteems for each of them. For every blend of parameters and utilizing limited component programming, a shaping reproduction of an example part was made. Essential parameters as thickness lessening, stretch dispersion, time/working weight bend are ascertained and assessed.

For instance, the quality parameters reliance on the strain rate isn't straight. To such an extent with regards to the abatement of strain rate some lists decline impressively. The work indicates subsequently how primary superplastic shaping procedure factors impact the completed item. The following stage later on is think about the two impacts of the frame elements and oil. The procedure parameters that "impact" the last item are:

- temperature
- weight cycle
- structure and geometry of the kick the bucket
- thickness of clear

Among these we think about temperature, thickness of clear and strain rate, the last straightforwardly identified with the weight cycle that is assessed as FE reproduction result, since they by and large influence any produce procedure.

**3. Methodology of solution**



**Fig.1: systematic implementation**

#### 4. Principle of Vacuum Forming

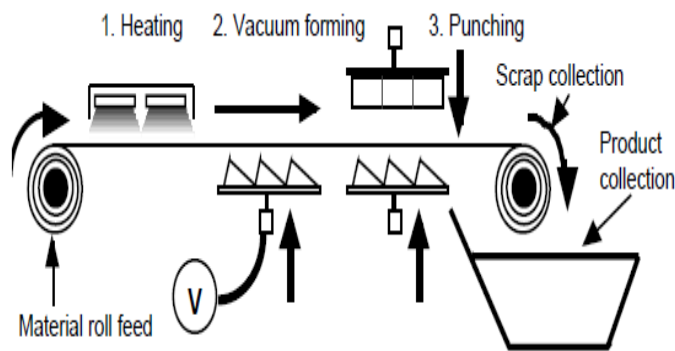


Fig.2: Principal of Vacuum forming

##### 4.1 Vacuum Forming:

In this procedure, the vacuum weight is utilized to frame the warmed thermoplastic sheet into the coveted shape. The thermoplastic sheet is put on the form surface and settled with the assistance of clipping unit. The sheet is warmed until the point when it is mollifies and from there on vacuum should be connected rapidly. A surge tank is utilized to rapidly haul the freshen up between the shape cavity and the sheet. At the point when the vacuum is made, the sheet fits in with the state of the form depression. The framed part is cooled and after that catapulted from the shape hole. The schematic of vacuum shaping procedure is appeared in figure 1.

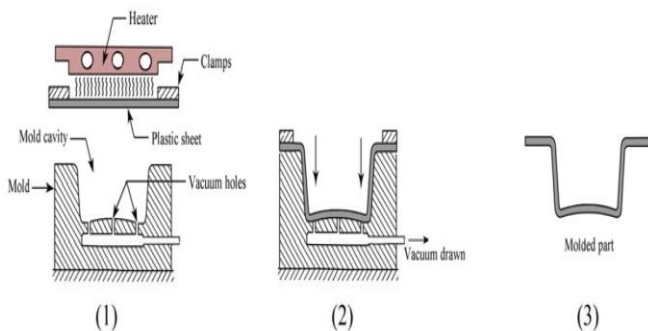


Fig.3: Vacuum forming.

##### 4.2 Pressure Forming:

The weight shaping procedure is firmly identified with vacuum framing. In this procedure, the gaseous tension required is substantially higher when contrasted with the vacuum shaping. The preheated plastic sheet is put on the form surface, and after that pneumatic force is connected rapidly over the sheet as appeared in Figure

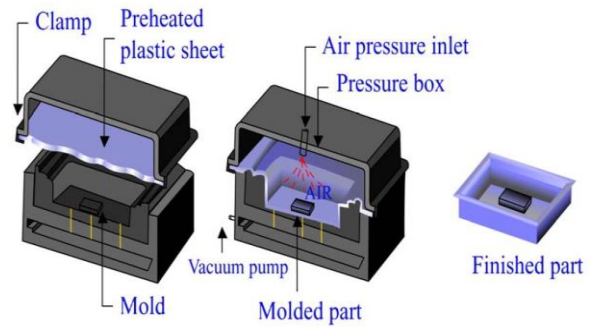


Fig. 4: Pressure forming

The high weight is created in the middle of the mollified sheet and the weight box. Because of high weight, the preheated plastic sheet can be distorted into the shape depression in a small amount of a moment. The framed sheet is held in the shape pit for cooling for a couple of moments. The shaped part in this way sets and is shot out from form depression. Model parts can likewise be made utilizing weight framing process. The essential procedure parameters that are considered amid the thermoforming procedure are warming temperature, warming time, vacuum weight, pneumatic stress mechanical weight, cooling time and launch system..

#### 5. Futures scope

Completely Totally upkeep free and wear-safe in light of the fact that there are nomoving parts.

Low starting expenses.

Low vitality costs, as the ejector is just exchanged on when being used.

No warmth develop.

Minimized outline, littlest conceivable measurements.

Appropriate for beat applications.

Quick responding.

Little line lengths between vacuum age and application.

Simple to introduce, can accept any mounting position.

Low weight.

#### 6.Conclusion

As clarified previously, the vitality sparing innovation in a plastic framing procedure can be isolated into two viewpoints. The first is the innovation for diminishing the electric power utilized for warmers of the plastic warming procedure and the second is the innovation to enhance the quality and yield of items in this manner expanding the generation amount of the five star products. The mechanical change in the last particularly achieves a more noteworthy vitality sparing.

## References

[1] Sachin Ramdas Jadhav, Sunil Hiranman More, Swapnil S. Kulkarni, "Die design for formed component using inputs from fea for determining the most suited values for the design/ process parameter<sup>[1]</sup>."

[2] N. Cappettia, L. Garofalo, A. Naddeo, M. Nastasiab, A. Pellegrino, "A method for setting variables in Super Plastic Forming process" (Volume 38 Issue 2 February 2011)<sup>[2]</sup>

[3] P.R. Vispute, D.S. Chaudhari, Swapnil Kulkarni, "Utilizing flow simulation in the design phase of a die casting die to optimize design parameters while validating through experimentation during trials." (Volume 1 Issue 8, pg: 263-269)<sup>[3]</sup>

[4] Ertugrul Selcuk Erdogan<sup>1</sup> - Olcay Eksi<sup>2</sup>, "Prediction of Wall Thickness Distribution in Simple Thermoforming Moulds" (Received for review: 2013-10-04 Received revised form: 2014-01-10)<sup>[4]</sup>