

# Experimental investigation of microstructure and mechanical characteristics of Al5083 & Fly ash composite.

K.Ganesh<sup>1</sup>, I.Justin antony raj<sup>2</sup>, P.kamaraj<sup>3</sup>, J.Sebastin joyal<sup>4</sup>

<sup>1,2,3,4</sup> Assistant Professor, Department of Mechanical Engineering, Vandayar engineering college, Thanjavur-613501-TN-india.

\*\*\*

**Abstract:** Applications of this project is in ship building, rail cars, vehicle bodies, tip truck bodies, mine skips, cages and pressure vessels. Present study is to investigate the mechanical wear behaviour of Al5083 flyash composite fabricated by the stir casting method with different volume fraction of fly ash (5,10,15wt%). Mechanical test is about hardness test and tensile test has been conducted by using brinell Hardness Testing and universal testing machine respectively. Microstructures of the specimens are analyzed to understand the modes.

**Keywords:** Composite materials, Raw materials, Scanning Electron microscope.

## 1.INTRODUCTION

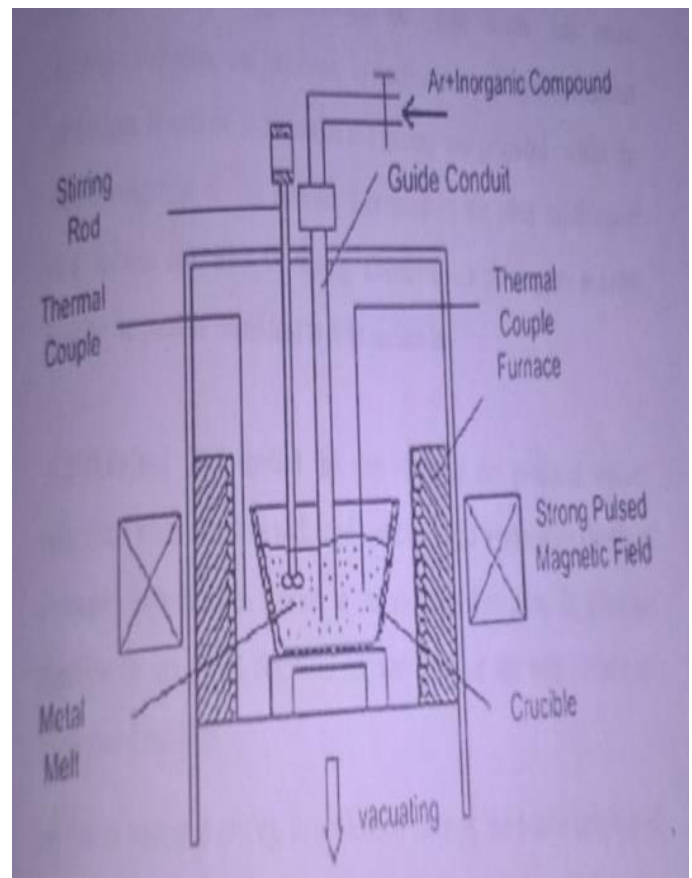
Al5083 alloy matrix hybrid composites reinforced with flyash particles are studied. Al5083 alloy matrix hybrid composites can be synthesized by the stir casting method. SEM review is studied. Uniform distribution of reinforcement particles for cast composite is studied. Project deal with interfacial bonding between the particles and the matrix. Incorporation of flyash particles( upto 15wt% led ) are marked with improvements in the resistance of the Al alloy. Wear test is studied.

## 2.LITERATURE SURVEY

**A.P.S.V.R.Subrahmanyam. et.al(2015)** Above researcher conduct experiments on effect of rice husk ash and fly ash of aluminium alloy (AlSi10Mg) Matrix composites. **Hussein Abdizadeh et al (2011).** Above researcher conduct experiments on study of metal matrix composites (MMCs) and aluminium (Al) as the best metal for producing these composites. **Shailovekumar et al (2010).** Above researcher conduct experiments on study the strength of composite depend primarily on the amount. **K.Kalaiselvan et al (2010).** Above researcher conduct experiments on studied this work focuses on the fabrication of aluminium (6061-T6) matrix of B<sub>4</sub>C particulates by modified stir casting route. **Research Gap:** Above researchers are not done research with stir casting method and not researched over the incorporation of flyash particles upto 15wt% led are marked with improvements in the resistance of the Al alloy without much effect in tensile strength and hardness.

## 3. EXPERIMENTAL DETAILS:

### 3.1 CNC lathe settings



**Fig.1.Schematic setup for fabrication of AMC Via stir casting technique**

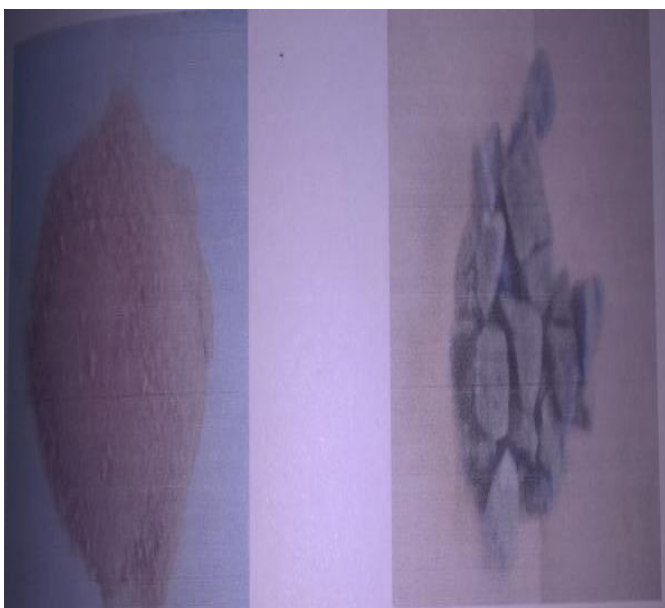
A stir casting setup is as shown in figure 1 consisted of a resistance muffle furnace and a stirrer assembly is used to synthesize the composite. Variable speed vertical drilling machine having range. Stirrer is made by cutting and shaping a graphite block and three blades at an angle of 120 apart. 5Kg capacity Graphite crucible is placed inside the furnace.



**Fig.2.Experimental setup of stir casting and poured molten metal in the mould**

**Table .1. processing parameters**

Processing temperature	800°C
Stirrer speed	640rpm
Feed rate of reinforcement	20 g/min
Stirring time after reinforcement	10minutes
Incubation time	3hours
Slag removing agent	Scum powder
Degassing tablet	Hexo chloro ethane



**Fig.3.Scum power and Degassing Tablets**

**Table .2. Chemical composition of A15083 alloy**


Element	SiC	Fe	Cu	Mn	Mg	Ti	Cr	Zn	Al
%	0.4	0.1	0.4-1	4.0-4.9	0.15	0.05-0.25	0.05-0.25	0.25	92.7

**Table 3.Composition of matrix and reinforcement in wt%.**

Samples	Al 5083in wt.%	Fly ash in wt.%
1	95	5
2	90	5
3	85	10
4	80	15

**MICROSTRUCTURE:**

Fig.4.shows the experimental setup of Scanning electron microscopy. The as cast composites are cut into required size and which surface is prepared for microstructure analysis. The emery papers grid sizes (-100,300,600,1000,0/1,0/2,0/3,0/4) are used for making the scratchless surface and then the fine scratches caused by final grinding and fineness are used as polishing abrasives. A mixture of powder, velvet cloth, alumina, magnesia and diamond powders are used as a material.



**Fig.4.Scanning Electron microscopy**




Fig.5.Specimen for Microstructure Analysis.

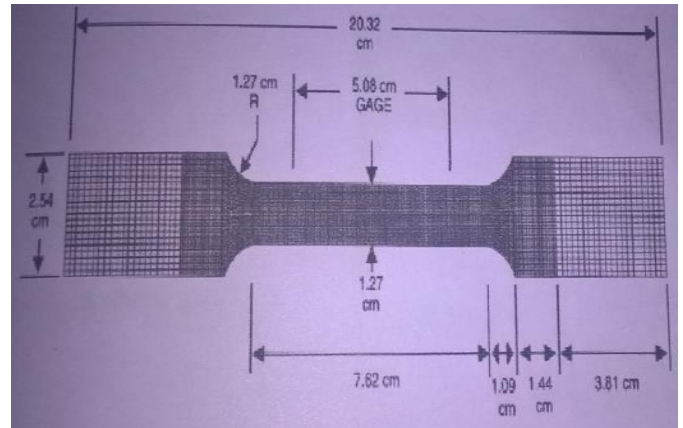


Fig.7.Tensile specimen ASTM E8

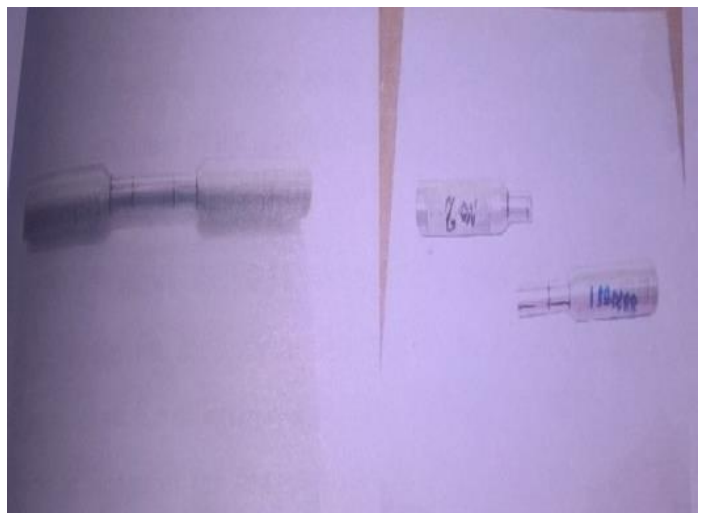


Fig.8.Specimen for Tensile Test and Tested specimen

**Brinell Hardness Test :**

Test material is indented with a 5mm diameter hardened tungsten carbide ball subjected to a weight of 250kg applied for 20 seconds .The diameter of the indentation left and hardness number is calculated by dividing the load applied and the impression is the average of five readings at right angles.

The test is conducted trice to get the average response value.

The schematic diagram of Universal Testing Machine is given in the figure. 9.



Fig.6.Brinell Hardness testing Machine




Fig.9.Universal Testing Machine

**Tensile Test:**

The room temperature tensile test is conducted using Universal testing machine .The as cast Aluminium 5083 alloy composite samples for tensile test are prepared using CNC lathe according to ASTM E8.

#### 4.METHODOLOGY

The experimental work is planned as per the flow chart given in the figure 10.

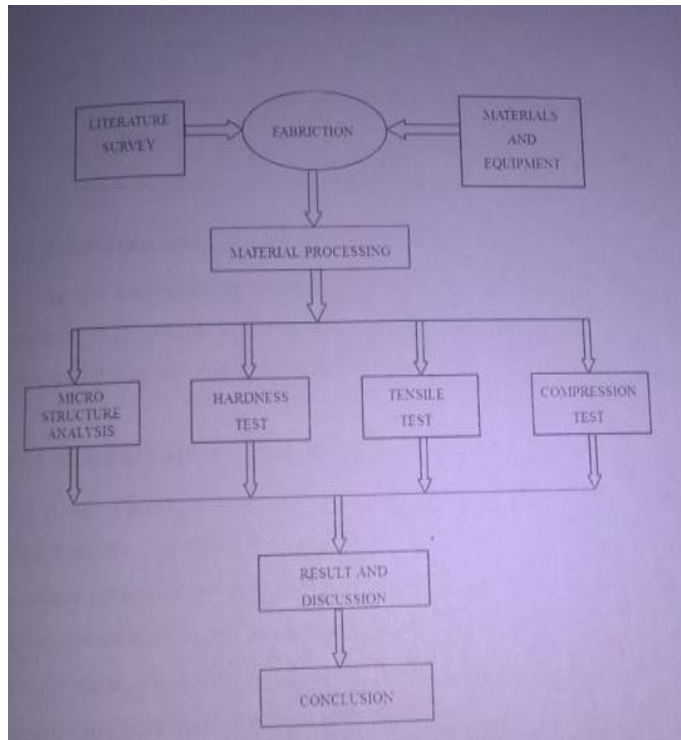


Fig.10. Work flow chart

#### MATERIALS/MACHINES/EQUIPMENTS USED

For performing the experiment and testing of composites, the following.

Materials/ machines/ equipment's are used.

- Matrix(Al alloy 5083)
- Reinforcements(Fly ash)
- Digital control Electric resistance Muffle Furnace
- Weighing Machine
- Graphite crucible
- Graphite stirrer
- Mild steel Mould
- Power hacksaw
- Lathe Machine
- Emery papers grid sizes- 100,300,600,1000,0/1,0/2,0/3,0/4
- Double disc polishing machine
- Scanning Electron Microscope (SEM)
- Hardness Testing Machine
- Computerized UTM

#### RAW MATERIALS:

##### ➤ Matrix

Aluminium alloy 5083 is used as matrix in the synthesis of composite in the form of ingots and then cut into smaller pieces with the help of power hacksaw in order to keep the alloy inside the crucible properly.

#### 5. RESULT AND DISCUSSION

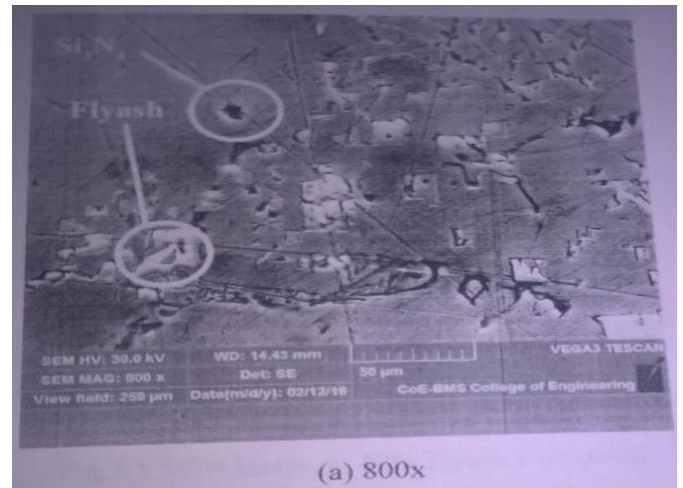


Fig.11. SEM Image of 5% Flyash composite

The scanning electron micro graphs are taken for analyzing the bonding ,grain size of the reinforcement and the formation of pores ,clusters and inter metallic formation. Figure 11 shows the SEM image of the composites of the different combinations for 250x zooms .

#### HARDNESS:

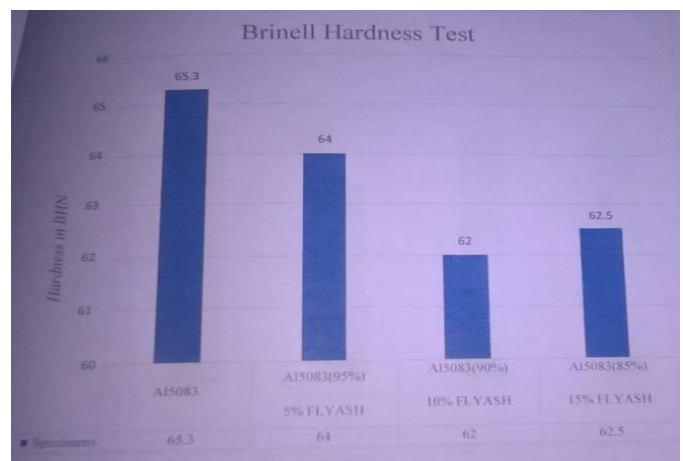



Fig.12.Brinell Hardness Test

Figure. 12.shows the hardness result in terms of BHN along Y axis .The composite sample having 5 wt.% of Si<sub>3</sub>N<sub>4</sub> have greater hardness value.The curve decreases on

further addition of Si<sub>3</sub>N<sub>4</sub> and Fly ash particles. The hardness value is seen increasing when 15 wt.% of Si<sub>3</sub>N<sub>4</sub> and 5 wt.% flyash particles are added .

The resultant graph shows the peak value in the 5% flyash composites having higher tensile strength over the flyash reinforced composites.

**TENSILE STRENGTH:**

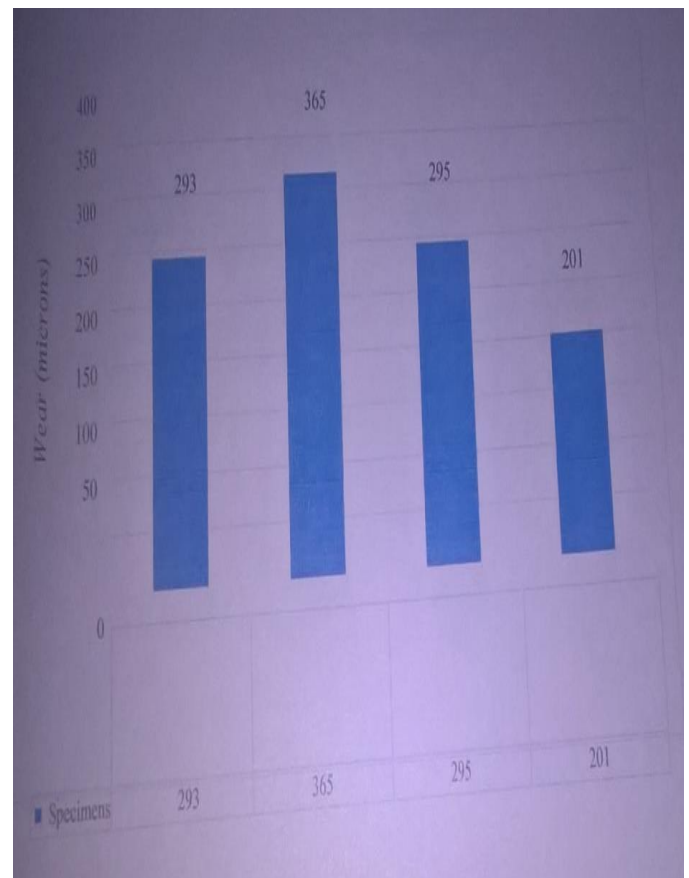


**Fig.13.Tensile strength graph.**

Figure 13.shows the tensile curve for the composites according to their combinations .Usually the tensile property of the composite will get loose on the zircon sand and Boron carbide reinforced composites .As compared to the 10% Flyash & 15%Flyash composite ,the resultant graph shows the peak value in the 5%flyash composites having higher tensile strength over the flyash reinforced composites.

**Table.4.parameters**

Load(N)	Trac radius (mm)	Speed (rpm)	Time (min)	Frictional force (N)	Coefficient of friction
15	60	520	30	1	0.08



**Fig. 14 .wear test result**

**6.CONCLUSION**

- 1) Al5083 alloy matrix hybrid composites are reinforced with flyash particles can be successfully synthesized by the stir casting method.
- 2) SEM reviews that the cast composite shows uniform distribution of reinforcement particles.
- 3) Good interfacial bonding between the particles and the matrix.
- 4) Incorporation of flyash particles (upto 15wt% led) are marked with improvements in the resistance of the Al alloy without much effect in tensile strength and hardness.
- 5) Wear test result of co-efficient of friction is 0.08.

**REFERENCE**

[1] H.C Anil kumar ,”mechanical properties of fly ash reinforced aluminium alloy (Al6061) composites

”,vol.06,Issue No:01,2011,pp.41-45.international journal of mechanical & materials engineering (IJMME).

[2]N.V.Murthy,”A review on fabrication of aluminium alloy based metal matrix nano composites through ultrasonic assisted casting”,vol.01,Issue No:02,Dec 2015,pp.1-8,Journal of metallurgical and materials

[3]Diju Samuel G,”Effect of process parameters on the microstructure & mechanical properties of Al6061/powdered activated carbon metal matrix composite “,vol.10,Nov.27,2017,international journal of control theory and applications.

[4]Rohit Sharma,”A review of the aluminium metal matrix composite & it properties”,vol.02, Issue No: 02,feb 2017,International research journal of engineering & technology.(IRJET).

[5]V.jaya Prasad,”A study of microstructure & tribological properties of stir cast Al metal matrix composite”,vol. 04, Issue No: 08, 2017, pp. 9264- 9271, materials today proceedings .

[6]Shashi prakash Dwivedi,”comparison of microstructure & mechanical properties of A356/SiC metal matrix composites produced by two different melting routes “,vol.2014,2014,international journal of manufacturing engineering .

[7]G.Dijusamuel,”Influence of tool pin in friction stir welding on activated carbon reinforced aluminium metal matrix composite “,vol.247,material science & Engineering.

[8]Abihilash A ,”Assessment of mechanical & corrosion properties of aluminium reinforced with fly ash (ALFA) metal matrix composites”,vol.04,Issue No:03,International journal of engineering development & research.

[9]Jithin jose,”Studies on mechanical and wear properties of Al7075/Zircon/Fly ash hybrid metal matrix composites”,2016, International conference on current research in engineering science & technology.

[10]Wang qingping ,”micro structural characterization and mechanical property of flyash /Al-25mg composites “,oct 2014,Journal of wuhan university of technology –mater .sci.Ed.