

Adsorptive Removal of Zinc from Electroplating Effluent by Using Banana Peels as Bio-Sorbent

Mr. Vivek S. Damal¹, Mrs. V. U. Khanapure²

¹ Student, Department of Civil Engineering, Savitribai Phule Pune University, India

² Professor, Department of Civil Engineering, Savitribai Phule Pune University, India

Abstract - Effluent of electroplating industry is a major contributor for heavy metal pollution in surface water. Pollution due to electroplating industry leads to eutrophication of surface water and bioaccumulation of heavy metals in aquatic animals. Zinc is the main heavy metal found in electroplating effluent which can be removed by various methods. Adsorption is effective and efficient method for removal of heavy metals from effluent. Banana peel is abundantly found material which can be used as bio-sorbent. The present study aims to investigate efficiency of banana peel as an adsorbent for removal of zinc from effluent with the help of banana peels by batch study. This study focuses on optimization of contact time, pH and adsorbent dosage of banana peel for removal of heavy metal from effluent of electroplating industry.

Key Words: Adsorption, Zinc, Banana Peel, Electroplating industry.

1. INTRODUCTION

Removal of heavy metals from industrial waste water is important because they are not only contaminating water bodies but also toxic to human being and animals. Electroplating industrial waste water is one of the major contributors to heavy metal pollution in surface water. The traditional heavy metal treatment includes activated carbon adsorption, reverse osmosis, ion exchange, chemical precipitation and electro-dialysis. For the removal of heavy metals from industrial waste water streams the bi-sorption process is used with use of natural, alternative and cheaper adsorbents. The purpose of this study is to check feasibility of bio-sorbent for removal of zinc ion from electroplating industrial waste water.

Problem Statement:

At present scenario industries directly discharge their effluent into municipal waste water because there is lack of regulations regarding disposal of such effluent and also due to costlier treatment techniques available. Objective of the study is to suggest economical and environment friendly technique by use of banana peels which is easily available as bio-sorbent for removal of zinc from electroplating industrial effluent.

2. EXPERIMENTAL ANALYSIS

Preparation of Adsorbent from Banana Peel:

The banana peels used to prepare adsorbent in form of powder. This adsorbent used for removal of zinc from the electroplating effluent. These are collected from various fruit juice centers. Firstly Banana peels washed with distilled water 3-4 times to remove other soluble substances. Then banana peels dried in sun light for 5 days. Then this banana peels dried in an oven at 90°C for 10 hrs. Afterward's this product again dried in an oven at 100°C for 5 hrs. This banana peel product cooled at room temperature and grinded to powder.

Sampling:

The effluent samples were collected from the Electroplating industry, Super Auto Plating Pvt. Ltd, Bhosari Pune, Maharashtra, India.

Batch Adsorption:

All experiments are carried out at room temperature (25-30°C) in batch method. Batch method was selected because of its simplicity and reliability. The experiments were carried out by taking 100ml effluent sample in a flask and after pH adjustment a 1gm of dried adsorbent was added. The flask was agitated at near about 60 to 70 rpm for 60 minutes using a mechanical stirrer. After shaking, the suspension was allowed to settle. The residual biomass adsorbed with metal ion was filtered using whatman-1 filter paper. Metal ion estimation using Atomic adsorption spectrophotometer. The percent removal of metals from the solution was calculated by the following equation. Percent removal of metals from the solution was calculated by the following equation.

$$\% \text{removal} = \frac{(C_o - C_e)}{C_o} \times 100$$

Where,

C_o = is the metal ion concentration (mg/l)

C_e = is the final ion concentration (mg/l)

$$\text{amount absorbed, } q_e = \frac{(C_o - C_e)}{m} \times V$$

Where,

M= mass of adsorbent

Co= initial concentration of metal ion in the solution

Ce = Final concentration of metal ion in the solution (mg/lit)

V= volume of solution (lit),

qe = amount of metal ion adsorbed per gram

Characteristics of Adsorbent (Banana Peel):

1. Energy-dispersive X-ray spectroscopy - Scanning Electron Microscopy (EDX-SEM)

Table no.01 EDX-SEM analysis

Element	Weight%	Atomic%
CK	51.04	59.70
OK	43.40	38.11
MgK	0.18	0.10
SiK	0.68	0.34
PK	0.21	0.09
ClK	1.00	0.40
KK	3.04	1.09
CaK	0.46	0.16
Totals	100.00	

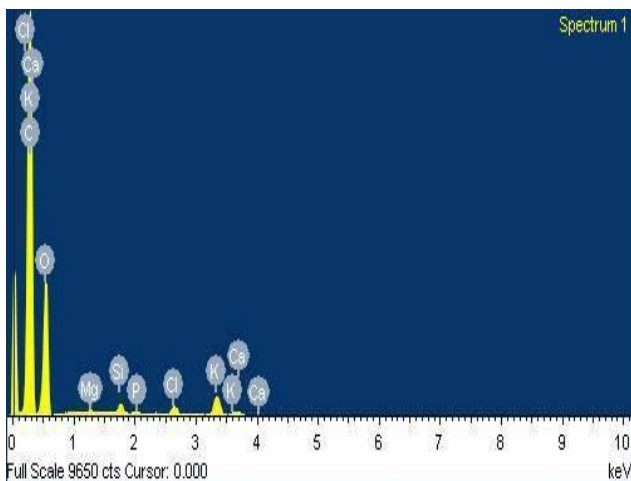


Fig. no.01 EDX-SEM analysis

Scanning Electron Spectroscopy (SEM)




Fig. no.02: Before Adsorption




Fig. no.03: After Adsorption

Parameters affecting Adsorption Process:

1. Effect of pH

The effect of pH on percentage removal of zinc banana peel from effluent sample is shown in following figure. It is observed that the percentage removal of zinc increases slowly with increasing pH from 2 to 4 and thereafter drops slowly. The maximum percentage removal of zinc by banana peel was 97.15%. The optimum pH at which maximum removal of zinc is observed is to 4.0

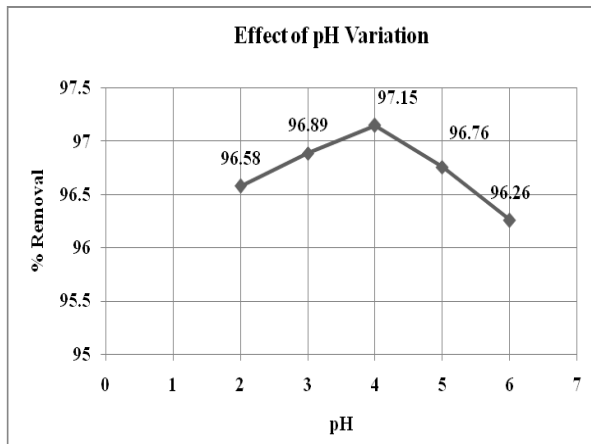


Fig. no.04: Relation between pH and percentage removal of zinc.

2. Effect of Adsorbent Dose

The effect of adsorbent dosage on percentage removal of zinc from effluent sample is shown in following figure no.2. It is observed that initially the percentage removal of zinc increased rapidly with an increase in adsorbent dosage, but after certain adsorbent dosage the removal efficiency did not increase.

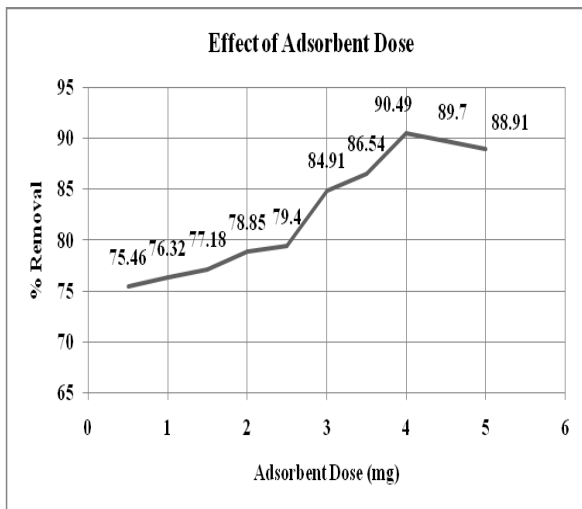


Fig. no.05: Relation between adsorbent dose and percentage removal of zinc.

3. Effect of Temperature

The effect of temperature on percentage removal of zinc from effluent sample is shown in following figure no.3. With the increase in temperature percentage removal of zinc decreased. For banana peel, zinc removal decreases from 85.05 % to 79.35 % due to the increase in temperature from 30° to 50°C.

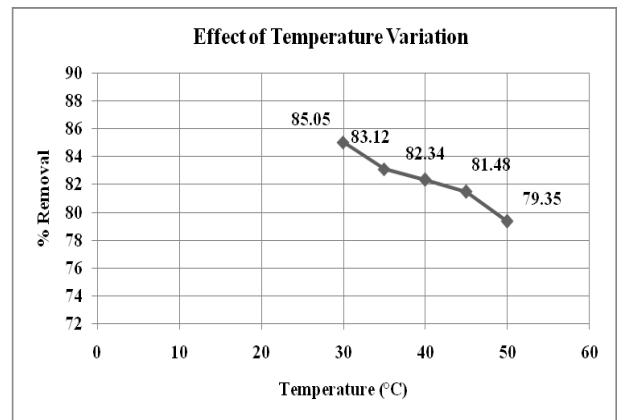


Fig. no.06: Relation between adsorbent dose and percentage removal of zinc.

The percentage removal is decreased with increase of temperature, so it was concluded that the adsorption reactions are exothermic. Bio sorption capacity also increased with decrease in temperature. The decrease of bio-sorption capacity at higher temperature may be due to the damage of active binding sites in the biomass. The maximum zinc removal is observed at 30°C.

4. Effect of Contact Time

The effect of contact time on batch adsorption of zinc at 30°C and at pH 4.0 by banana peel is shown in following figure. During the experiment contact time was varied from 0 to 270 min. The results showed that the percentage removal of metal ion by adsorbent increased by increasing contact time. The maximum removal of zinc is observed at 270 min.

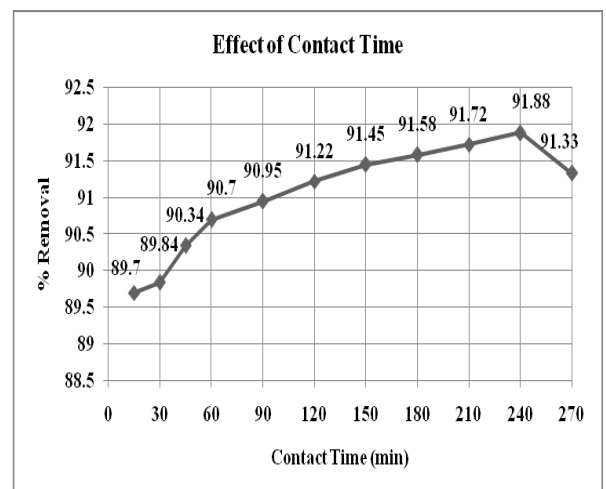


Fig. no. 07: Relation between Contact Time and percentage removal of zinc.

3. ADSORPTION ISOTHERMS

Adsorption isotherms i.e. Langmuir and Freundlich isotherms are used to characterize the bio sorption.

Langmuir Isotherm:

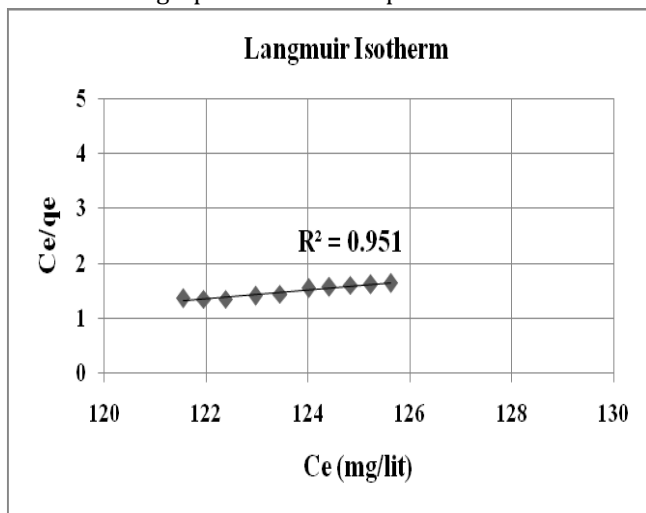
The Langmuir model makes assumptions such as monolayer adsorption and constant adsorption energy. Langmuir equation of adsorption isotherm is:

$$1/q = 1/q_{max} + 1/b * q_{max} (Cf)$$

Where,

q_{max} and b are the Langmuir constants.

The graph of isotherm is plotted below:



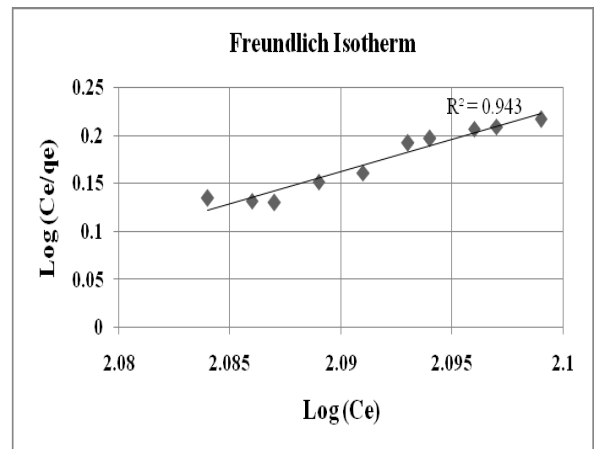
Graph no.01: Langmuir Isotherm plots for removal of zinc for banana peel.

Freundlich Isotherm

Freundlich model deals with heterogeneous adsorption. The Freundlich equation of adsorption isotherm is:

$$\log q = \log K + 1/n \log Cf$$

Where q is the amount adsorbed per unit mass of adsorbent and C_f is equilibrium concentration. The graphs of isotherms are plotted below:



Graph no. 02: Freundlich Isotherm plots for removal of zinc

4. CONCLUSION

1. The experimental data on batch study showed the maximum removal of 90.49 % was obtained at 4gm of adsorbent for 100ml of effluent.
2. Values of correlation coefficient for Langmuir isotherms are 0.951 and for Freundlich is 0.943. It clearly indicates that Langmuir isotherms fit well for adsorption equilibrium.
3. The removal of zinc from solution strongly depends on pH of the solution, adsorbent dosage, and temperature and contact time. The maximum adsorption zinc was obtained at pH 4.0, adsorbent dosage of 4 gm, contact time 270 min and temperature at 30°C.

Acknowledgements

I would like to express the deepest gratitude to my project advisor and mentor **Mrs. V. U. Khanapure** for her supervision, advice and guidance.

I am highly grateful to Professor **Dr. S. S. Shastri**, Head, Department of Civil Engineering, (SCOE Pune) for providing necessary facilities and encouragement. I express my sincere thanks to all faculty members of the Department of Civil Engineering SCOE, Pune, for their help.

References

1. Madhukar J. Phadtare, S.T. Patil, The Removal heavy metals from industrial waste water, International Journal Advanced Engineering and Research Studies, April-June 2015.
2. Sunil Rajoriya, Balpreetkaur, Absorptive Removal of Zinc from Waste Water by Natural Bio-sorbents, International Journal of Engineering Science Invention, Volume 3 Issue 6, June 2014, PP.60-80.
3. Ali S.M., Khalid A.R., Majid R.M., The Removal of Zinc, Chromium and Nickel from industrial waste water

- using Corn cobs, Iraqi Journal of Science, 2014, Vol 55, No.1, pp:123-131.
4. Achanai Buasri, Nattawut Chaiyut, Kessarin Tapang, Supparoeck Jaroensin, Sutheera Panphrom, Bio-sorption of Heavy Metals from Aqueous Solutions Using Water Hyacinth as a Low Cost Biosorbent, Civil and Environmental Research ISSN 2222-1719 (Paper) ISSN 2222-2863 (Online) Vol 2, No.2, 2012.
 5. Muhammad Aqeel Ashraf, Karamat Mahmood, Abdul Wajid, Study of low cost bio-sorbent for biosorption of heavy metals, International Conference on Food Engineering and Biotechnology IPCBEE vol.9 (2011) IACSIT Press, Singapore.
 6. M.A. Ashraf, M.J. Maah, I. Yusof, Study of mango biomass (*Mangifera indica* L) as a cationic bio-sorbent, International Journal of Environment and Science Technology, 581-590, summer 2010 ISSN: 1735-1472 IRSEN, CEERS, IAU.
 7. Wanna Saikaew, Pairat Kaewsarn, Cadmium ion removal using biosorbents derived from fruit peel wastes, Songklanakarin Journal of Science and Technology 31 (5), 547-554, Sep.-Oct. 2009.
 8. G.O. El Sayad, H.A. Dessouki, S.S. Ibrahim, Removal of Zn(II), Cd(II) AND Mn(II) from Aqueous Solutions by Advanced Maize Stalks, The Malaysian Journal of Analytical Sciences Vol.15 No 1 (2011): 8-21.
 9. Amuda, O. S., & Ibrahim, A. O. (2006). Industrial waste water treatment using natural material as adsorbent. African Journal of Biotechnology. 5, 16, pp 1483-1487.
 10. Dikshit, V., Agarwal, I. C., Shukla, P. N., & Gupta, V. K. (2006). Application of low-cost adsorbent for dye removal. Journal of Environmental Management, 90, 8, pp 2313-42.
 11. Dermentzis, K., & Christoforidis, A. (2011). Removal of Nickel, Copper, Zinc and Chromium from synthetic and industrial waste water by electrocoagulation. International Journal of Environmental Science. 1, 5, 697-710.
 12. Muhammed Ersoy Ensar Oguz, "Removal of Cu²⁺ from aqueous solution by adsorption in a fixed bed column and Neural Network Modelling," Chemical Engineering Journal, vol. 164, pp. 56-62, 2010.
 13. Tanninen, J., Mänttari, M., Nyström, M.. Nanofiltration of concentrated acidic copper sulphate solutions. 2006, Desalination 189, pg 92-96
 14. Hani Abu Qdais, Hassan Moussab, Removal of heavy metals from wastewater by membrane processes: a comparative study, Desalination, Vol.164, Issue 2, 2004, Pg. 105-110
 15. Escobar, C., Soto-Salazar, C., and Inés Toral, M., 2006. Optimization of the electro coagulation process for the removal of copper, lead and cadmium in natural waters and simulated wastewater. J Environ Manage. 81, 384-391.
 16. Akbal, F., and Camcı, S.. Comparison of Electrocoagulation and Chemical Coagulation for Heavy Metal Removal. 2010, Chem Eng Technol. 33, 1655
 17. Gupt, V.K., Arshi, R., Saini, V.K., and Neeraj, J.. Biosorption of copper (II) from aqueous solutions by *Spirogyra* species. 2006, J Colloid Interf Sci. 296, 59-63.
 18. Hossain, S. M., and Anantharaman, N. Studies on Copper (II) Biosorption using *Thiobacillus ferrooxidans*, J Univ Chem Technol and Metall, 2005, 40, 227-234.
 19. B. Benguela and H. Benaissa, Cadmium removal from aqueous solutions by chitin: kinetic and equilibrium studies, Wat. Res. Vol. 36, pp. 2463-2474, 2002.M.
 20. A. Hanif, R. Nadeem, H. N. Bhatti, N. R. Ahmad and T. M. Ansari, Ni (II) biosorption by *Cassia fistula* (Golden Shower) biomass, J. Hazard. Mater. Vol. 139, pp. 345-355, 2007.
 21. Kurniawan, T. A., Chana, G.Y.S., Lo, W.H., & Babel, S., Physico-chemical treatment techniques for wastewater laden with heavy metals, Chem. Eng. J. 118, (2006) 83-98.
 22. Maryam Sahranavard, Ali Ahmadpour, Mohammad Reza Doosti. Biosorption of Hexavalent Chromium Ions from Aqueous Solutions using Almond Green Hull as a Low-Cost Biosorbent: European Journal of Scientific Research ISSN 1450-216X Vol.58 No.3 (2011), pp.392-400.
 23. Matis, K. A., Zouboulis, A. I., Gallios, G.P., Erwe, T., Blocher, C., Application of flotation for the separation of metal-loaded zeolite, Chemosphere. 55, (2004) 65-72.
 24. Mavrov, V., Erwe, T., Blocher, C., Chmiel, H., Study of new integrated processes combining adsorption, membrane separation and flotation for heavy metal removal from wastewater, Desalination. 157, (2003) 97-104.
 25. Kalavathy, M. H., Miranda, L. R., *Moringa oleifera*—a solid phase extractant for the removal of copper, nickel and zinc from aqueous solutions. Chem. Eng. J. 158, (2010) 188-199.