

## IoT BASED SMART ATTENDANCE SYSTEM

Pooja Sapkal<sup>1</sup>, Kajal Jaiswal<sup>2</sup>, Heena Gohil<sup>3</sup>, Komal Thakkar<sup>4</sup>, Allan lopes<sup>5</sup>

<sup>1</sup>(Information Technology, Universal college of engineering, Maharashtra, India )

<sup>2</sup>(Information Technology, Universal college of engineering, Maharashtra, India )

<sup>3</sup>(Information Technology, Universal college of engineering, Maharashtra, India )

<sup>4</sup>(Information Technology, Universal college of engineering, Maharashtra, India )

<sup>5</sup>(Information Technology, Universal college of engineering, Maharashtra, India )

\*\*\*

**Abstract** - *Theoretical—*as of late, there have been ascend in the quantity of uses in view of Radio Frequency Identification (RFID) frameworks and have been effectively utilitarian to various zones as assorted as transportation, human services, horticulture, and neighborliness industry to give some examples. IOT innovation encourages programmed remote recognizable proof utilizing electronic inactive and dynamic labels with appropriate per users. In This paper, an exertion is made to take care of standard address participation observing issue in creating nations utilizing RFID innovation. The utilization of RFID to understudy participation observing as created and sent in this review is fit for wiping out time squandered amid manual accumulation of participation and an open door for the instructive executives to catch up close and personal classroom information for designation of legitimate participation scores and for further administrative choices.

**Key Words:** Attendance, ACTIVE RFID, Arduino, IoT, Smart groups, Transponder.

### 1. INTRODUCTION

Effective schools start by connecting with understudies and ensuring that they will come to class frequently, so the participation rate turn out to be imperative. Participation framework is a framework that is utilized to track the participation of a specific individual and is connected in the ventures, schools, colleges or working spots. The participation rate will be figured based to the normal rate of understudies going to class in each class of the course. The participation rate is vital in light of the fact that understudies will probably prevail in scholastics when they go to class reliably. Its troublesome for the teacher and the class to manufacture their abilities and advance if an extensive number of understudies are habitually truant. In addition, the understudies have given the privilege to have their own particular time administration in college. This will bring about the participation rate of the class turn into a noteworthy issue since some understudy may missing from the class. In this manner, understudies from college in Malaysia are required to go to the class at the very least 80% for each semester generally understudy will be banned from taking any examinations. The

customary route for taking participation has disadvantage, which is the information of the participation list hard to reuse. On the off chance that the instructor needs to ascertain the rate of the understudies that take care of the class, he/she needs to figure physically or contribution by writing. This additionally simple prompt to human mistake, for example, the teacher may wrongly. The innovation based participation framework will diminish the human inclusion and reduction the human blunder. There are different sorts of participation frameworks that are connected in various fields. For the most part, the working spots are as yet utilizing the punch card framework. Yet, some of them had incorporated their framework into biometric participation framework. Another innovation is Radio Frequency Identification (RFID) based participation framework that comprises of RFID Reader, RFID Tag, LCD shows and microcontroller unit RFID can be interfaced to microcontroller through Universal Synchronous, Asynchronous Receiver Transmitter (USART). Information is exchanged from RFID cards to peruser and from that point to the microcontroller. These participation frameworks are critical for substantial scale associations with the end goal for them to prepare countless attendances quickly. It makes the work more proficient and produces exact outcomes.

### 2. PROPOSED SYSTEM

#### 2.1 Existing System

The principle motivation behind the examination is to break down the arrangements given by others and considering the inadequacies of their proposed frameworks, draw out a superior arrangement. The essential approach taken to handle the blocks of participation checking through facial acknowledgment is to coordinate the pictures brought as of late with those pictures purposely caught and put in the focal database. Aside from that there are many spots where participation is actualized by biometric unique mark acknowledgment. In both of the cases, the improvement cost and upkeep cost of the framework is greatly high. So these kind of frameworks can be ordinarily discovered just in two year

college or global schools. This paper portrays to tackle customary address participation checking issue in creating nations utilizing RFID innovation. The use of RFID to understudy participation observing as created and conveyed in this review is fit for taking out time squandered amid manual gathering of participation and an open door for the instructive heads to catch up close and personal classroom information for portion of appropriate participation scores and for further administrative decisions. Drawbacks: Proxy participation can be generated[1].

This paper portrays the advancement of an understudy participation framework in view of Radio Frequency Identification (RFID) innovation. This framework gives profitable online offices to simple record support offered to speakers as well as to related scholastic administration staffs particularly with the end goal of understudies' advance checking. Disadvantages: Any one can get to the database on the web and make the false modifications.[2]

This framework can be utilized to take participation for understudy in school, school, and college. It additionally can be utilized to take participation for specialists in working spots. Its capacity to remarkably recognize every individual in view of their RFID label sort of ID card make the way toward taking the participation simpler, quicker and secure when contrasted with traditional technique.

Disadvantages: Proxy participation can be marked.[3]

The paper depicts the improvement of Smart Attendance System (SAS) that will take a participation by utilizing data removed from the RFID database taking care of system. SAS will bring the proper information from RFID database with a specific end goal to execute the participation taking procedure. Hide the more, SAS is likewise outfitted with other rich extra modules to help speakers and understudies in the class, for example, notes dispersion and update. Drawbacks: Nowadays, because of the simple accessibility of all data on the web nowadays, understudies are less roused to go to the address. This venture is to rearrange participation recorded framework by utilizing Radio Frequency Identification (RFID) innovation. Shrewd ATTENDANCE SYSTEM (SAS) is an online application that was been created to conquer this problem.[4]

Out-dated understudy supervision framework was hard to distinguish the area of the understudy and who disregarded the approved area[5]. To conquer this the Radio Frequency Identification (RFID), is an innovation which is picked after understanding the blast of interest in this innovation where its sending in various application, including supply chain[6], development [7], library [8], health [9] and supply chain[10].

## 2.2 Proposed System

In the proposed framework, the participation issue is settled by giving a realtime checking arrangement. This realtime checking arrangement is offered in type of the

dynamic rfid labels gave to the understudies. These dynamic rfid labels work at a scope of 433 Khz. They give realtime upgrade at regular intervals. This guarantees understudies to fail out the addresses once their participation is stamped. This sort of stuff is entirely normal among understudies, so by presentation of this framework once the understudies enter the class they can just leave address time by approaching a leave from staff for a certain timeframe. On the off chance that understudy neglects to return in the given timeslot his participation for that address gets crossed out. This guarantees understudies don't bunk addresses or their participation will be influenced.

## 2.3 Working:

The working is straightforward. The personality card is purchased close to peruser inside 25m. on doing as such the 12-16 byte ASCII information is gotten by the peruser. This got information is sent at the same time to PC through serial correspondence. At the PC gets the information and afterward sends them to the database in taking after way; if information officially exhibit then the information is overhauled or else no adjustment in the database.

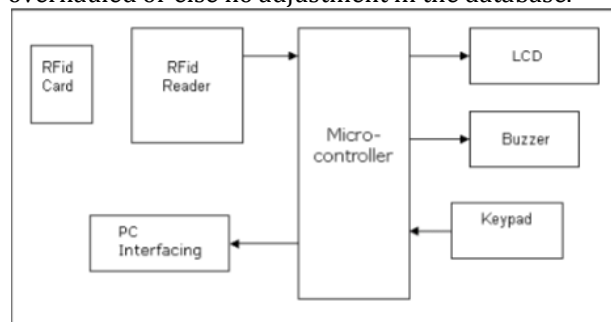


Fig 2.3.1: Existing System

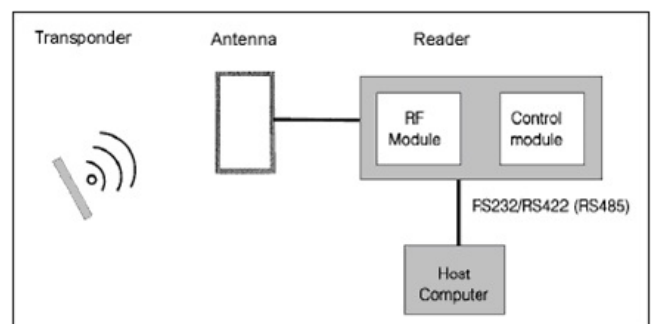


Fig 2.3.2: Proposed System

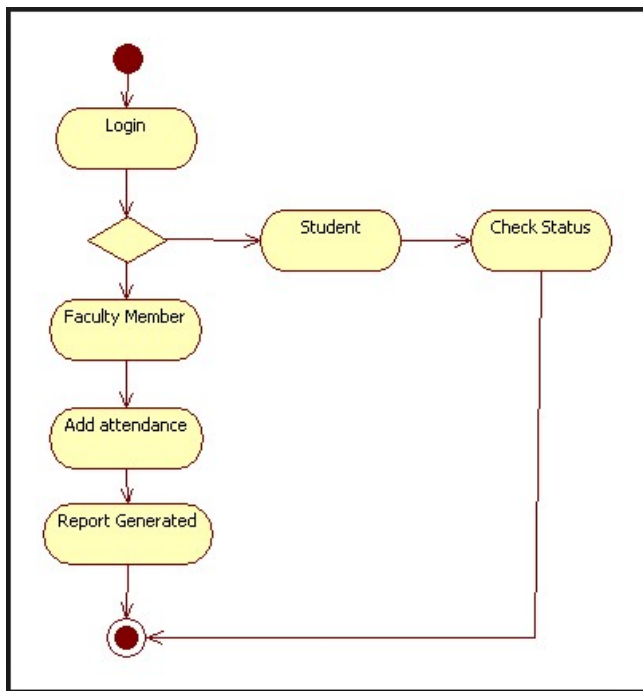


Fig2.3.3: Activity Diagram

### 3. TECHNOLOGY USED

Steps required in the System Development Life Cycle :

The subtle elements clarification of approach that is being utilized to make this venture finish and functioning admirably. Numerous technique or discoveries from this field for the most part produced into diary for others to take favorable circumstances and enhance as up and coming reviews. The technique is use to accomplish the target of the venture that will fulfill an impeccable outcome. In request to assess this venture, the strategy in light of System Development Life Cycle (SDLC), for the most part three significant stride, which is arranging, actualizing and examination Below are the means required in the System Development Life Cycle. Every stage inside the general cycle might be comprised of a few stages.

#### 1. Planning

To distinguish all the data and necessity, for example, equipment and programming, arranging must be done in the best possible way. The arranging stage has two principle components in particular information gathering and the necessities of equipment and programming.

#### 2. Requirements Analysis

The System Requirements to grow such a framework could be delegated takes after:

Equipment Requirement

- Transponder.
- Beacons.
- Sensors.
- Miniature LCD show.

Programming Requirements

- Arduino

#### 3. Design

After the prerequisites have been resolved, the important details for the equipment, programming, individuals, and information assets, and the data items that will fulfill the useful necessities of the proposed framework can be resolved.

#### 4. Coding and Debugging

Coding and investigating is the demonstration of making the last framework. This progression is finished by programming engineer.

#### 5. System Testing

An understudy enters the classroom and transponder will identify the signal and his participation will be consequently recorded into the database.

#### 6. Maintenance

- Database Maintenance.
- Transponder .

### 7. IMPLEMENTATION

#### 4.1 ALGORITHM

- Serial Communication Enabled.
- Generate 433khz recurrence waves from transmitter.
- Monitor the waves from all reference points by means of a transponder.
- Loop step 2 and 3until reference point leaves stage.
- Start guard dog clock when reference point leaves stage.
- If guard dog clock slips by then dispose of the participation for the address.

### 8. CONCLUSION

In this System, Smart Attendance System utilizing RFID can supplant the manual framework that change of data can be conveyed effortlessly. This framework will straightforwardness is school/montage to screen the understudy. The framework can diminishes labor. Despite the fact that there are distinctive strategies for following understudy yet our framework is anything but difficult to handle and extremely advantageous for school/college level. This framework gives efficient, simple control and dependability.

#### Reference section

##### 1.RFID

RFID (radio recurrence distinguishing proof) is an innovation that consolidates the utilization of electromagnetic or electrostatic coupling in the radio recurrence (RF) segment of the electromagnetic range to remarkably recognize a question, creature, or individual. RFID is coming into expanding use in industry as an other option to the scanner tag.

##### 2.Smart Card Technology

Smart card is like a tag however it contains an inserted microchip to improve the protected capacity.

## References

- [1] mahesh sutar,mahesh patil,sachin waghmare smart attendance system using rfid in iot,ijarcet,2015-2016
- [2] murizah kassim,hasbullah mazlan,norliza zaini,muhammad khidhir salleh web-based student attendance system utilizing rfid technology, icsgrc,2012
- [3] t.s.lim,s.c.sim,m.m.mansor rfid based attendance system,isiea,2009
- [4] m.k.yeop sabri,m.z.a.abdul aziz,m.s.r.mohd shah,m.f.abd kadir smart attendance system by using rfid,apace,2007
- [5] herdawatiebinti abdul kadir, siti nurul aqmariahbinti mohd kanafiah, mohd helmy receptacle abd. wahab, zarina tukiran and zulidabte abdul kadir,"online understudies supervision (oss ) frameworks utilizing latent rfid" 2008 ieee paper.
- [6] wong, k.h.m.; chan, a.c.k.; hui, p.c.l.; patel, c.a., a framework for data flow in apparel supply chain using rfid technology" , industrial informatics, 2006 ieee international conference on aug. 2006 page(s):61 – 66
- [7] ming lu et al., " positioning and following development vehicles in exceedingly thick urban ranges and building development destinations", automation in construction ,2007, pp 647–656
- [8] singh, j., brar, n., and fong, c. (2006). the state of rfid application in libraries. data technology and libraries 2006. . vol. 25. no. 1. pp. 24-32.
- [9] wang, s-w., chen, w-h., ong, c-h., liu, l., and chuang, y-w., rfid application in hospitals: a case study on a demonstration rfid project in a taiwan hospital. procedures of the 39th annual hawaii international conference on system sciences 2006. 04-07 january 2006. pp. 184a - 184a.
- [10] 5.nemeth, p.; toth, l.; hartvanyi, , "embracing rfid in supply chains" , mechatronics, 2006 ieee international conference on july 2006 page(s):263 – 266