

Experimental Study of Hydrogen Peroxide Induction to a 4-Stroke Diesel Engine Working on Bio-Diesel Blends

Dhanraj P¹, Channabasavaraj B Dharani², Charanraj A V³, Devaraj R B⁴

¹ Assistant professor (Mechanical) AMC College of Engineering

² Assistant professor (Mechanical) Bangalore Technological Institute

^{3,4} Assistant professor (Mechanical) Bangalore College of Engineering and Technology

Abstract– Major need of energy generation is satisfied by fossil fuels which are utilized for overall transportation. In recent years, India needs sources of an alternative fuel as a biodiesel and its significant potential can be produced in India. Right around 10%-30% of diesel can be replaced with mixing of biodiesel. This biodiesel can reduce the major burden on the import and also reduction in pollution level. For India, most extreme wasteland can be used for plantation of sources as a seed base like *Honge*, *Calophyllum inophyllum* and biodiesel can be created and made it accessible as alternative fuel and so on. Biodiesel is a renewable fuel, which can reduce the utilization of petroleum based fuels and possibly bring down the general greenhouse gas emissions of internal combustion engines. In this way, to reduce emissions, researchers have focused their interest in the areas of biodiesel as alternative fuel for diesel engine.

The focus of this paper is to lead investigation of biodiesel properties and its performance with different blends. This will be the major sources in the generation of energy for the substitution of diesel. The impact of utilization of distinctive biodiesel fuels on engine power, fuel consumption, thermal efficiency and engine emissions are gathered and analyzed with that of conventional diesel fuel. Experimental investigation will be carried out on a four stroke single CI engine to find out the performance and emission characteristics.

It is also proposed to use small amount of hydrogen based fuel additives. The effect of additive on the performance and emission parameter will be investigated.

In this paper, it will be a combination of two oils: sesame oil and waste coconut oil. Since waste coconut oil solidifies at atmospheric temperature, it has been used with sesame oil. A mixture of sesame oil and waste coconut oil and diesel will form the blend. Performance test, emission test, and combustion test are performed; results are comparable with diesel.

I. INTRODUCTION

The main aim of the Rudolf Diesel was to provide a better/new type of IC engine operating with high efficiency than the Otto cycle engine and conventional engines, that could be operated on different fuels. The steam engines used in the industries have been replaced by efficient CI engine for the

power generation. The global warming is caused by hydrocarbon (HC), oxides of nitrogen (NO_x) and carbon oxide (CO) emissions. From the combustion process, these emissions are emitted. Transport sector has a purely responsibility for the environmental damage. It is a part in global warming, potentially increased day by day and now bigger than industrial sectors. The CI engines are used in many sectors, i.e. transportation, electric power generation, industries and agriculture sectors.

The diesel engines (CI engines) are widely used in all sectors, now a day fossil fuels are reduced by consuming and increasing of oil cost, so need to find alternative fuel for diesel engine. In addition to that, emissions have formed due to combustion of fuels in CI engine. Experts are stated, emissions may cause cancer; respiratory effects; pollution of soil, air and water; and environment change. In Europe countries, researches on reducing diesel emissions are being founded. There are many works on developing alternative fuel for the diesel engines. Because of emissions effect, the alternative fuel for Internal Combustion (IC) engine is considered as an option. If the alternative fuel is a renewable, biodiesel is one of the alternative fuels for diesel engine. Day by day fossil fuels are demanding in developing countries, hence need to find some appropriate solution. The biodiesel like *calophyllum-inophyllum*, *jatropha*, *pongamia pinnata* oil is available in environment; it could be converted to biodiesel.

The bio-fuel oils like peanut, sunflower, soya bean oil are used as alternative fuel for diesel engines and are adopted in many countries. These plants can be grown in mass/large scale on waste/agricultural lands, so chief resource may be available for production of biodiesel. Tests will be carried out in diesel engine by using biodiesel and analyses various parameters, i.e. BSFC (brake specific fuel consumption), η_{bth} (brake thermal efficiency) and emissions are NO_x, CO, HC gases in exhaust.

II BIODIESEL

The idea of utilizing biodiesels as a part of CI engines is not another thought. Rudolph Diesel had exhibited his initially created pressure ignition CI engine (diesel engine) in 1900 at World Exhibition at Paris by utilizing *pongamia* oil as a fuel. However, because of bounteous supply of vegetable oil

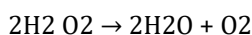
and diesel fuel were more extravagant than diesel. Thus, examine movement and advancements on vegetable oil were not taken truly on those days. There is a restored enthusiasm for vegetable oil in this decade when it was understood that petroleum fuel are declining speedier and eco-accommodating renewable substitutes must be found for substitution to the petroleum diesel. Thus biodiesels are increasing more enthusiastically as an alluring fuel because of the exhausting of fossil fuel assets.

Chemically/Artificially biodiesel is alluded as mono-alkyl esters of long chain unsaturated fat got from renewable organic sources. It can be specifically utilized as a part of the CI engine. Bio-diesel fuel is a clean blazing option fuel that originates from 100% renewable assets. Numerous individuals accept that Biodiesel is the fuel without bounds. Some of the time it is otherwise called Bio-fuel. Biodiesel does not contain petroleum, but rather petroleum can be blended to deliver a biodiesel mix that can be utilized as a part of various vehicles. Immaculate biodiesel fuel however, must be utilized as a part of diesel motors. Biodiesel is biodegradable and non-harmful.

The fundamental goal of this work is to examine the emission characteristics of CI engine fuelled with biodiesel obtained from Calophyllum Inophyllum Oil and/or its mixes with diesel fuel, which will help in both the bearing of lessening outflow issues and quest of option fuel for CI motors.

Hydrogen peroxide

Hydrogen peroxide has chemical formula H₂O₂, it's a colour less fluid, pure form of hydrogen peroxide is dangerous fluid hence for the safety purpose aqueous solution is used only 6% of hydrogen peroxide will be contained in it; hydrogen peroxide is used as liquid propellant in rocket engines along with the alcohol. Usually hydrogen peroxide is non-flammable fluid; main idea to use this fluid is its thermal decomposition at 152°C and its elevated temperatures, once hydrogen peroxide reaches its boiling point, it starts decomposing in to water molecule i.e. H₂O (steam) and O₂.



Above reaction will takes place when hydrogen peroxide is heated up to boiling temperature by releasing enamous amount of heat after decomposition. Hence hydrogen peroxide is used as additive Since H₂O₂ having a density of 1.130 g/cm³ is higher worth than the immaculate diesel fuel. The density of the fuel mixes demonstrates the expanding quality with the expanded in H₂O₂ organization in the blend because of higher density of hydrogen peroxide.

III PREPARATION OF BIODIESEL

The most common process to produce biodiesel is Tranesterification. Sometimes the process "tranesterification" is named alcoholisis or methanolisis. This process is converting Calophyllum inophyllum (surahonne) oil to Calophyllum inophyllum methyl ester. The 70-80% of viscosity is reduced from initial value for distinct oil methyl ester after tranesterification. Methanol is reacts with high viscosity oil in the presence of NaOH or KOH catalyst during reaction to form an ester with short chain alcohol.

Blending Procedure

Calophyllum Inophyllum methyl ester (COME), diesel and hydrogen peroxide additive are blended in following proportions by volume

1.60% diesel and 40% biodiesel.

2.60% diesel,38% biodiesel and 2% additive.

3.60% diesel,34% biodiesel and 6% additive.

4.60% diesel,30% biodiesel and 10% additive

1) Measuring of fuel: diesel, biodiesel and additive are measured in measuring beaker at required proportion.

2) Magnetic stirrer and sonicator are used for proper mixing of fuels and subsequently physical properties of biodiesel and its blends were evaluated.

Magnetic Stirrer or Magnetic Mixer

It is a device used to rotating magnetic field to drum up a buzz bar drenched in a fuel mixes to turn rapidly. The turning field may be made either by a pivoting magnet set underneath the vessel with the fuel mixes. Attractive mix bars function admirably in glass vessels regularly utilized for synthetic responses, as glass does not considerably influence an attractive field. The constrained size of the bar implies that magnetic stirrers must be utilized for moderately little examinations, of 5 liters or less.



Fig 1 Magnetic Mixer

Sonicator

Sonication is a procedure in which sound waves are utilized to disturb particles in arrangement. The sound waves utilized as a part of Sonication are normally ultrasound waves with frequencies around 20 kHz that is 20,000 cycles for every second and as recurrence builds the quality of the unsettling increments. In arrangement, the particles vibrate in light of the fact that as they experience cycles of weight, minuscule vacuum air pockets structure and afterward fall into arrangement, a procedure called cavitations. These vibrations can disturb atomic communications; break clusters of particles separated and lead to blending.



Fig 2 sonicator

Properties of Calophyllum Inophyllum Biodiesel

Parameters	Unit	DIES EL	B38/A2	B34/A6	B30/A10	B40
Density at 30°C	Kg/m ³	835	860	865	875	855
Viscosity at 40°C	CST	3.27 36	3.72	3.98	4.39	3.69 6
Flash point	°C	56	84	83	82	89
Fire point	°C	58	98	94	91	110
Calorific value	Kj/kg	4480 0	3706 1	3967 1	4228 2	386 35

IV EXPERIMENTAL SETUP

Engine Layout

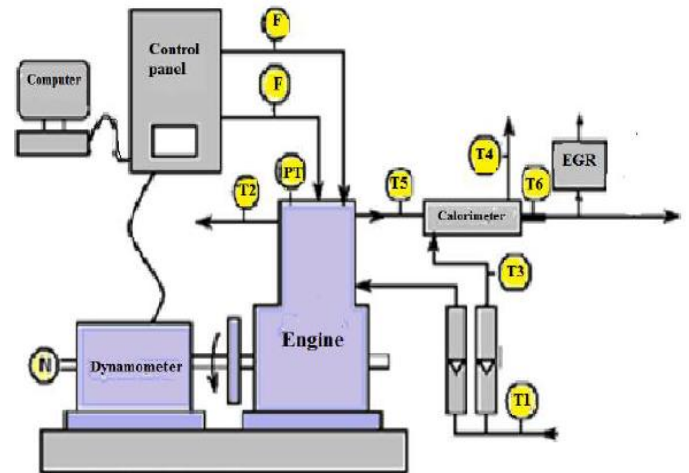


Fig 3 Experimental setup

- PT: Pressure transducer
- T1: inlet temp of Jacket water.
- T2: outlet temp of Jacket water.
- T3: inlet temp of Calorimeter water
- T4: outlet temp of Calorimeter water
- T5: Temp of Exhaust gas to calorimeter.
- T6: temp of Exhaust gas from calorimeter.
- Ne: Rotary encoder
- EGA: Exhaust Gas Analyzer
- F1: Flow of fuel



Fig 3 Actual Experimental setup

Specifications of Engine

Sl.No	ENGINE PARAMETERS	SPECIFICATION
1.	Type of the Engine	Kirloskar(TV1)
2.	Speed	1500 rpm
3.	BP	3.7 KW
4.	Bore	87.5mm
5.	Stroke	110mm
6.	Cubic Capacity	0.661 Liters
7.	Compression Ratio	17.5:1
8.	Injector opening pressure	200-210bar
9.	No of Cylinder	1
10.	No of Strokes	4
11.	Air Measurement Orifice Diameter	20mm
12.	Injector type	0.3mm
13.	Injection timing	23° BTDC
14.	Combustion chamber shape	HCC

3) Exhaust gas analyzer will be connected to the exhaust manifold of the engine.

4) Load will be applied on the engine by eddy current dynamometer.

5) Governor is adjusted to reach the 1500 rpm.

6) Engine will be allowed to run for 15 min to achieve the study state.

7) After achieving the study state readings will be taken

V Comparison of Performance and Emission Characteristics of D60B30A10 Blends for Different Pressures

Brake thermal efficiency of D60B30A10 is higher than D60B40, D60B34A6 and D60B38A2 at IOP 200bar, 205bar and 210bar. So D60B30A10 is the optimum for all pressures.

BP vs BTE

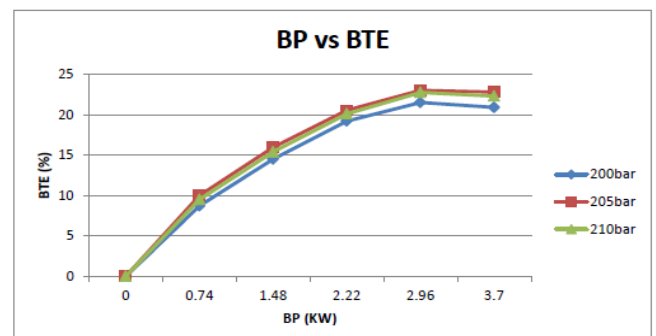


Fig 4 Brake Power vs BTE

Variation of BTE at different pressure 200bar, 205bar and 210bar as shown in fig 4 we can clearly observed that as the BTE increases as the brake power increases. When compared to 200bar and 210bar pressure the BTE is less than the 205bar pressure of D60B30A10 blends.

BP vs BSFC

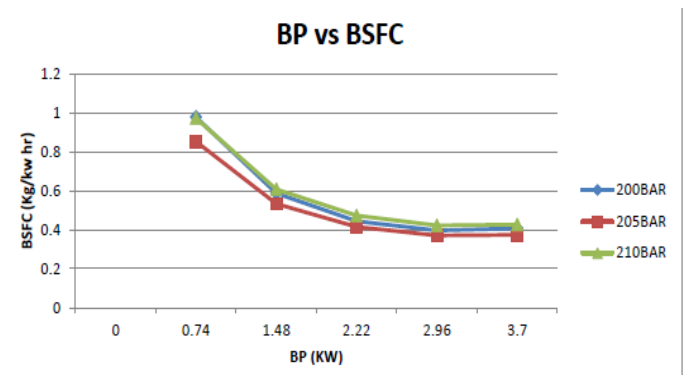


Fig 5 Brake Power vs BSFC

Exhaust Gas Analyser



Fig 4 gas analyser

Exhaust gas analyser was used to the analyse the exhaust gas composition in exhaust released by petrol, diesel, LPG and CNG engines. The emissions carbon monoxide (CO), hydrocarbons (HC), carbon dioxide (CO2) and oxides of nitrogen (NOX) are measured by EGA instrument. The CO (carbon monoxides), O2 (oxygen), CO2 (carbon dioxide) are measures in terms of percentage (%) and HC (hydrocarbons) and NOX (oxides of nitrogen) in ppm.

Experimental test procedure

Initially cooling water supply is turned on to the engine.

1) Computer system which is interfaced to engine is switched on.

2) Engine will be cranked manually.

Variation of BSFC at different pressure 200bar, 205bar and 210bar as shown in Fig 5. we can clearly observed that as the BSFC decreases as the brake power increases. When compared to 200bar and 210bar pressure the BSFC is higher than the 205bar pressure of D60B30A10 blends.

BP vs NO_x

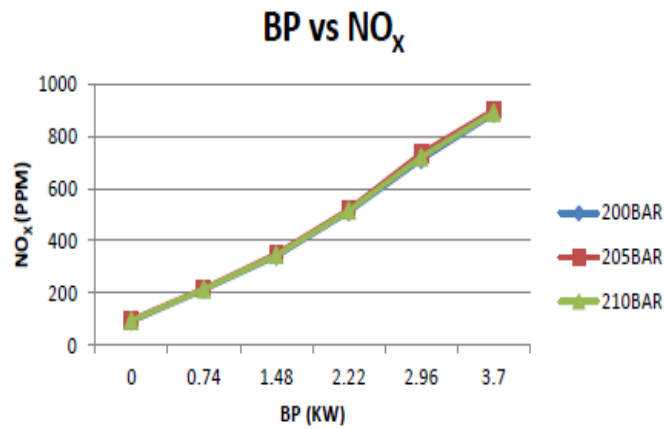


Fig 6 Brake Power vs NO_x

The variation of NOX at different pressure 200bar, 205bar and 210bar as shown in Fig 6. we can clearly observed that as the NOX increases as the brake power increases. When compared to 200bar and 210bar pressure the NOX is slightly lower than the 205bar pressure of D60B30A10 blends.

BP vs CO

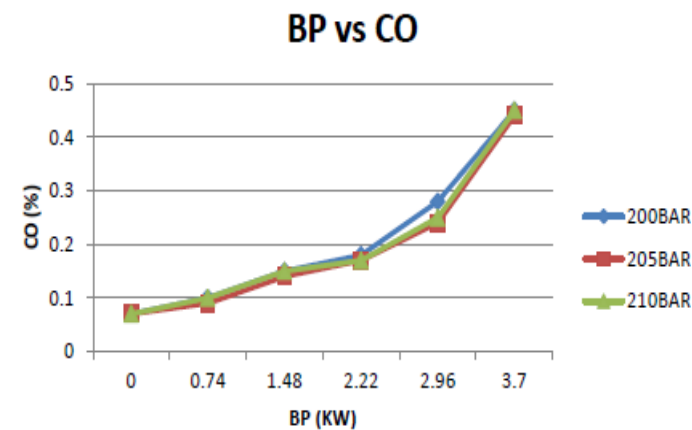


Fig 7 Brake Power vs CO

The variation of CO at different pressure 200bar, 205bar and 210bar as shown in Fig 7 we can clearly observed that as the CO increases as the brake power increases. When compared to 200bar and 210bar pressure the CO is slightly higher than the 205bar pressure of D60B30A10 blends.

BP vs HC

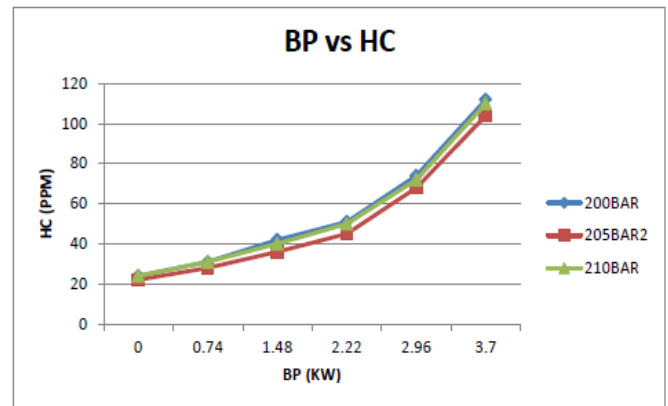


Fig 7 Brake Power vs HC

The variation of HC at different pressure 200bar, 205bar and 210bar as shown in graph 6.32. As shown in the Fig 7 we can clearly observed that as the HC increases as the brake power increases. When compared to 200bar and 210bar pressure the HC is slightly higher than the 205bar pressure of D60B30A10 blends.

BP vs SMOKE

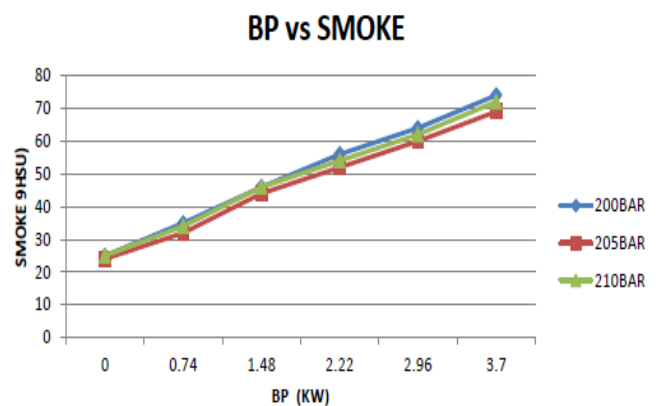


Fig 8 Brake Power vs Smoke

The variation of smoke at different pressure 200bar, 205bar and 210bar as shown in Fig 8. we can clearly observed that as the smoke increases as the brake power increases. When compared to 200bar and 210bar pressure the smoke is slightly higher than the 205bar pressure of D60B30A10 blends.

VI CONCLUSION

A single cylinder four stroke direct injection water cooled diesel engine was run successfully using diesel-Calophyllum inophyllum biodiesel-additive blends (D60B40, D60B30A10, D60B34A6, D60B38A2) as fuel. The performance and emission characteristics have been analyzed. The following

conclusions are made with respect to the experimental results.

1. The Calophyllum inophyllum oil can be successfully converted into CIME through trans esterification process.

2. The Calophyllum inophyllum methyl ester blends properties are such as flash point, fire point, density, viscosity and calorific value are compared with diesel and are found to be nearer to diesel. Therefore Calophyllum inophyllum methyl ester (CIME) can be used as an alternate fuel for diesel.

3. The injection pressure has significant role on the engine performance. Increase in injection pressure causes better atomization of fuel.

4. Due to lower calorific value and higher density of biodiesel, brake thermal efficiency of the fuel blends are slightly lower compared to diesel and Brake specific fuel consumption are slightly higher for these blends.

5. From the above conclusion we can clearly state that, it is recommended that D60B30A10 fuel blend can be efficiently used in diesel engine at injection pressure of 205bar.

6. The emission such as HC, CO and CO₂ are higher than the diesel but The NO_x emission increases with increasing additive in the fuel blends. There is no Sulphur content in Calophyllum inophyllum methyl ester (CIME), so there is no emission of sulphur.

VII SCOPE OF FUTURE WORK

1. Concentration of additive can be increased up to 15% and evaluating the performance emission parameters.

2. Exhaust gas recirculation system can be used for reducing NO_x emission.

3. Preheating of biodiesel blends by exhaust gas to get better atomization.

REFERENCES

[1] Avinash Hegde and K V Sreenivas Rao, "Performance and Emission Study of 4S CI Engine using Calophyllum Inophyllum Biodiesel with Additives" Volume-1, Issue-1, 2012

[2] Venkanna.B.K and Venkataramana Reddy.C, Performance, emission and combustion characteristics of direct injection diesel engine running on calophyllum inophyllum linn oil (honne oil), International Journal of Agricultural and Biological Engg., Vol.4 No.1, pp.1-9, 2011.

[3] K Ramesh, K S Amirthagadeswaran and Geen Paul V, – "Bio-diesel development process from Calophyllum Inophyllum Seeds" 2010.

[4] S. S. Saddu, Dr S. B. Kivade, – "The Status of Biodiesel as an Alternative fuels Amoor, Surahonne and other oils used for Diesel Engine." International Journal of

Science and Research- 2012

[5] Rahul Krishnaji Bawane, S.V. Channapattana, Nilima Baliram Gadge, Sandip M. Ingole, "Experimental Investigation of Performance Characteristics of Calophyllum

Inophyllum Biodiesel in CI Engine by Varying Compression Ratio". International Journal of Engineering Volume-3, Issue-5, June 2014.

[6] Rajeev K.T, R.S Vijayakumar "Effect Of Injection Opening Pressure On Ci Engine Using Calophyllum As Bio-Fuel", International Journal of Mechanical Engineering and

Computer Applications, Vol 2,, Issue 4, July-Aug-2014.

[7] Chavan S.B., Kumbhar R.R. and Deshmukh R.B., "Callophyllum Inophyllum Linn ("honne") Oil, A source for Biodiesel Production" Research Journal of Chemical

Sciences, Vol. 3(11), 24-31, November (2013).

[8] Muhammad Saad Khan, Iqbal ahmed, Abdul Mutalib and M A Bustam, "Characterization of Diesel-Hydrogen Peroxide Fuel Blend", Vol.3, No.11, 2013

[9] S. Bari , M. Mohammad Esmaeil, "Effect of H₂/O₂ addition in increasing the thermal efficiency of a diesel engine" 89 (2010) 378-383

[10] Nagaprasad K. S, D. Madhu , "Effect of injecting hydrogen peroxide into diesel Engine" International Journal of Engineering Sciences & Emerging Technologies, Vol.2, Issue 1, pp: 24-28, April 2012.