

A survey of Adaptive Beamforming Strategy in Smart Antenna for Mobile Communication

Laxmikant Bansod¹, Anoop Singh Bundela²,

¹PG Scholar in Digital Communication, Vaishnavi Institute of Technology, Bhopal(MP), India

²Asst. Professor in Electronics Department, Vashnavi institute of Technology, Bhopal (MP), India

Abstract : Beamforming the nature of smart antenna which provides improvement on all sorts of wireless communication but still need for study. This paper presents the complete survey of adaptive beamforming strategy for smart antenna. The main goal of this paper is to study the various approach is used for designing the smart antenna and find the issue which is not used in previous work. This paper also proposed a work to solve the sorts in mobile communication with smart antenna.

Key Words: Adaptive Beamforming, Smart antenna, DoA, BM etc.. ...

1. INTRODUCTION

This document is template. We ask that authors follow The term "smart antenna" generally refers to any antenna array, terminated in a sophisticated signal processor, which can adjust or adapt its own beam pattern in order to emphasize signals of interest and to minimize interfering signals.

Smart antennas generally encompass both switched beam and beamformed adaptive systems. Switched beam systems have several available fixed beam patterns. A decision is made as to which beam to access, at any given point in time, based upon the requirements of the system. Beamformed adaptive systems allow the antenna to steer the beam to any direction of interest while simultaneously nulling interfering signals. The smart antenna concept is opposed to the fixed beam "dumb antenna," which does not attempt to adapt its radiation pattern to an ever-changing electromagnetic environment. In the past, smart antennas have alternatively been labeled adaptive arrays or digital beamforming arrays.

This new terminology reflects our penchant for "smart" technologies and more accurately identifies an adaptive array that is controlled by sophisticated signal processing. Figure 1 and 2 contrasts two antenna arrays. The first is a traditional, fixed beam array where the mainlobe can be steered, by defining the fixed array weights. However, this configuration is neither smart nor adaptive

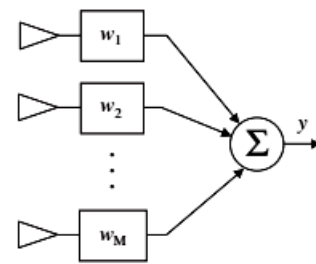


Fig 1: Traditional Antenna Array

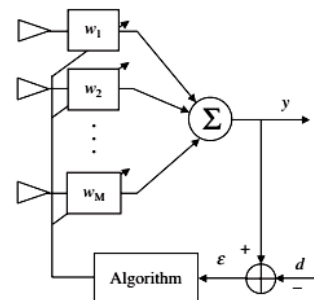


Fig 2: Smart Antenna Array

The second array in the figure is a smart antenna designed to adapt to a changing signal environment in order to optimize a given algorithm. An optimizing criterion, or cost function, is normally defined based upon the requirements at hand. In this example, the cost function is defined as the magnitude of the error squared between the desired signal d and the array output y . The array weights are adjusted until the output matches the desired signal and the cost function is minimized. This results in an optimum radiation pattern.

2. LITERATURE REVIEW

Wireless communication systems are confined in capacity and performance owing to various deteriorations, such as multipath fading, interference and delay spread. Smart antenna has been suggested for wireless systems to satisfy the demand for increased data rates and the lack of limited channel bandwidth [1]. Switched beam antenna arrays are a subset of smart antennas that can enhance the capacity of a cellular system. Antenna beam switching has been demonstrated as a method of correcting the problem of imbalance across the network cell sites [2] and enhancing

their capacity. The implementation of Butler matrix (BM) is the key component of a switched beam smart antenna (SBSA) [3–7]. Rotmans lens demonstrated in [8] has a disadvantage of bulky size. An antenna array designed with BM beam forming is used to obtain 4, 8 or 16 different fixed beams at different angles (although increase in the number of beams means increase in size). Many research works on switched beam antenna have been focused on decreasing the size by reducing the quadrature (branch line coupler) for BM beamforming. Others focused on utilizing RF switches and microcontroller to form a reconfigurable antenna [9–12]. Application of optimization algorithms, such as particle swarm optimization (PSO) and generic algorithm (GA) in switched beam array have also been demonstrated [1, 13].

One major challenge which many researchers have been neglecting is how to select these fixed beams of SBSA to maximize its efficiency. SBSA attracted many research interests because of the cost of implementing full adaptive array smart antenna and maximizing its efficiency will encourage the application to the next-generation wireless system. Siachalou et al. [14] used digital operation to determine which port of BM to turn on, while [15] demonstrated the application of artificial immune system and negative selection algorithm on six sector antenna.

Neural networks have been used to solve many engineering problems [16]. A supervised learning algorithm based on the error correction learning rule is modeled and trained to understand the relationship between the position of the target in the coordinate angle and the antenna beam that covers that position. No particular type of signal has been considered as that done in [17].

3. PROBLEM FORMULATION

The main impediments to high-performance wireless communications are interference from other users (co-channel interference), the inter-symbol interference (ISI) and signal fading caused by multipath. Co-channel interference limits the system capacity, defined as the number of users which can be serviced by the system. However, since the desired signal and co-channel interference typically arrive at the receiver from different directions, smart antennas can exploit these differences to reduce co-channel interference, thereby increasing system capacity. The reflected multipath components of the transmitted signal also arrive at the receiver from different directions, and spatial processing can use these differences to attenuate the multipath, thereby reducing ISI and fading. Since data rate and BER are degraded by these multipath effects, reduction in multipath through

spatial processing can lead to higher data rates and better BER performance.

In a cellular system, Omni-directional antennas have traditionally been used at base stations to enhance the coverage area of the base stations but it also leads a gross wastage of power that in-fact is the main cause of co-channel interference at neighboring base stations. The sectoring concept with diversity system exploits space diversity and results in improve reception by counteracting with negative effects of multipath fading. Adaptive / smart antenna technology represents the most advanced smart antenna approach to date. Using a variety of new signal-processing algorithms, the adaptive system takes advantage of its ability to effectively locate and track various types of signals to dynamically minimize interference and maximize intended signal reception. Both adaptive / smart systems attempt to increase gain according to the location of the user; however; only the adaptive system provides optimal gain while simultaneously identifying, tracking, and minimizing interfering signals.

4. PROPOSED WORK

Smart antenna is an antenna array which uses a number of antenna elements and signal received at each antenna element is adaptively combined to improve the overall performance in mobile communication. Smart antennas can eliminate interference. By producing only radiation beam along the direction of arrival (DoA) of signal, appreciable power saving can be achieved using smart antenna. The smart antenna technology can significantly improve wireless system performance by increasing signal quality, network capacity and coverage area. The digital beam forming method using smart antenna is shown in Figure 3. Signals are processed adaptively in order to exploit the spatial domain of the mobile radio channel. Usually the signals received at the different antennas are multiplied with complex weights and then adaptively weights are summed up. Basically, there are two types of smart antennas, viz., switched beam smart antenna and adaptive smart antenna.

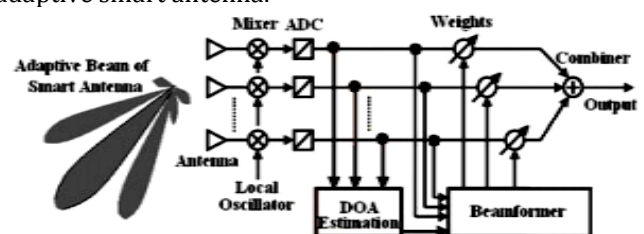


Fig 3: Digital Beamforming Network of a Smart Antenna

In switched beam smart antenna, antenna system has several fixed beam patterns and according to detected condition most appropriate beam is used for communication. Whereas, in adaptive smart antenna, beam can be steered in any direction according to DoA

estimation and at the same time null can be generated in the direction of the interferer (Figure.4). Smart antenna estimates direction of arrival of incoming signals and the direction of interfering signals.

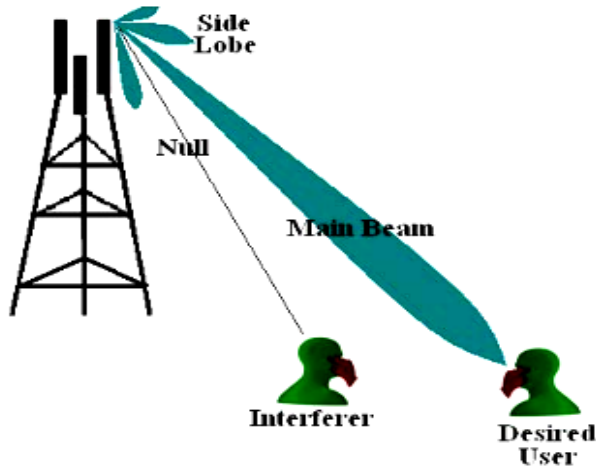


Fig 4: Main Beam towards users and null toward interfere

Then using beamforming algorithm, antenna beam is generated toward the desired direction and null is generated toward the direction of interferer.

5. CONCLUSIONS

This paper is based on the literature survey of the work behind the different type of antenna used in the mobile application. A smart antenna is a very useful for enhancing the capacity of the system. A basic problem is also discussed in this paper. On the problem forming in mobile a proposed methodology is also discussed for enhancing the capacity of the mobile system.

ACKNOWLEDGEMENT

The authors can acknowledge any person/authorities in this section. This is not mandatory.

REFERENCES

- [1]. Papadopoulos, K., Papagianni, C., Foukarakis, I., Kaklamani, D., & Venieris, I. (2006). Optimal design of switched beam antenna arrays using Particle Swarm Optimization. IEEE first European conference on antennas and propagation (EuCAP), pp. 1–6.
- [2]. Bobor-Oyibo, F., Foti, S., & Smith, D. (2008). A multiple switched beam Smart antenna with beam shaping for dynamic optimisation of capacity & coverage in mobile telecommunication networks. IEEE 8th international symposium on propagation and EM theory (ISAPE), 2008.
- [3]. Chang, C.-C., Lee, R.-H., & Shih, T.-Y. (2010). Design of a beam switching/steering butler matrix for phased array system. IEEE Transactions on Antennas and Propagation, 58(2), 367–374.
- [4]. Kaminski, P., Wincza, K., & Gruszczynski, S. (2014). Switched-beam antenna array with broadside beam fed by modified butler matrix for radar receiver application. Microwave and Optical Technology Letters, 56(3), 732–735.
- [5]. Ibrahim, S. Z., & Rahim, M. (2007). Switched beam antenna using omnidirectional antenna array. IEEE Asia-Pacific conference on in applied electromagnetic (APACE), pp. 1–4.
- [6]. Koubeissi, M., Decroze, C., Monediere, T., & Jecko, B. (2005). Switched-beam antenna based on novel design of Butler Matrices with broadside beam. Electronics Letters, 41(20), 1097–1098.
- [7]. Tseng, C.-H., Chen, C.-J., & Chu, T.-H. (2008). A low-cost 60-GHz switched-beam patch antenna array with Butler matrix network. IEEE Antennas and Wireless Propagation Letters, 7, 432–435.
- [8]. Lin, H.-I., & Liao, W.-J. (2012). A beam switching array based on Rotman lens for MIMO technology. IEEE international conference on microwave and millimeter wave technology (ICMMT), pp. 1–4.
- [9]. Chen, W. H., Sun, J. W., Wang, X., Feng, Z. H., Chen, F. L., Furuya, Y., et al. (2007). A novel planar switched parasitic array antenna with steered conical pattern. IEEE Transactions on Antennas and Propagation, 55(6), 1883–1887.
- [10]. Rahim, M. K. A., Mohd, N. M. S., Osman, A., & Masri, T. (2008). Switched beam antenna system design. IEEE international conference in RF and microwave (RFM), pp. 302–305.
- [11]. Ali M., Rahman, T., Kamarudin, M., Tan, M. M., & Jamlos, M. (2010). A Reconfigurable orthogonal antenna array (ROAA) for scanning beam at 5.8 GHz. IEEE Asia-Pacific microwave conference proceedings (APMC), pp. 646–649.
- [12]. Sooksumrarn, P., & Krairiksh, M. (2010). Dual-band mobile angle of arrival estimator. IEEE Asia-Pacific microwave conference proceedings (APMC), pp. 2099–2102.
- [13]. Mitilineos, S. A., Papagianni, C. A., Verikaki, G. I., & Capsalis, C. N. (2004). Design of switched beam planar arrays using the method of genetic algorithms. Progress in Electromagnetics Research, 46, 105– 126.
- [14]. Siachalou, E., Vafiadis, E., Goudos, S. S., Samaras, T., Koukourlis, C. S., & Panas, S. (2004). On the design of switched-beam wideband base stations. IEEE Antennas and Propagation Magazine, 46, 158–167.
- [15]. Evizal, A. K., Rahman, T. A., Rahim, S. K. B. A., Rosa, S. L., & Moradikordalivand, A. (2013). Application of negative selection algorithm in smart antenna system for Lte communication. Progress in Electromagnetics Research B, 56, 365–385.
- [16]. Kaur, R., & Rattan, M. (2014). Optimization of the return loss of differentially fed microstrip patch antenna using ANN and Firefly algorithm. Wireless

Personal Communications. doi:10.1007/s11277-014-2099-y.

- [17]. Hwu, Y.-S., & Srinath, M. (1997). A neural network approach to design of smart antennas for wireless communication systems. Conference record of the 31st asilomar conference on computers, signals, systems & amp, pp. 145-148.