

Comprehensive Analytics of Dehazing: A Review

Guramrit kaur¹, Er. Inderpreet Kaur², Er. Jaspreet Kaur²

¹ M.Tech student, Computer science and Engineering, Bahra Group of Institutions, Patiala, India

² Assistant Professor, Computer science and Engineering, Bahra Group of Institutions, Patiala, India

Abstract - Image dehazing techniques proposes a framework that evacuates/ removes haziness from images and rewards the dehazed image a general sharpened appearance to get a clearer unmistakable quality and smooth image. In this paper, we reviewed and studied various image dehazing techniques such as single image dehazing techniques like physical based techniques and contrast based techniques and fast dehazing image techniques like Tan's method, Fattal's method and Dark Channel prior technique. These techniques are described in the frequent sections. Out of all these techniques, we found that Dark Channel Prior (DCP) technique is the best technique ever due to its satisfactory performance and applications in single and fast dehazing methods. Dark Channel Prior is very straight forward, precise and simple to execute and also acquires very good results in the lowest execution time even with the thick fog.

Key Words: Dehazing, Single dehazing, Fast dehazing, Physical, Contrast, Tan, Fattal, DCP.

1. INTRODUCTION

Digital imaging is obtaining from the formation of advanced images, for example, of a physical scene or of the inside structure of an article. Digital imaging can be ordered by the sort of electromagnetic radiation or different waves whose variable attenuation, as it go through or reflect off items, passes on the data that constitutes the image. The visibility of images of open air scenes is debased or degraded by awful climate conditions. Significantly the visibility of the captured image is reduced by the atmospheric phenomena like haze and fog. This is known as hazing effect that degrades the visibility of the images. In area of digital image processing to remove the effect of haze and to enhance the visibility of the captured images is a very challenging task. In both consumer photography and computer based applications haze removal or dehazing is highly desired for the enhancement of images that are taken under bad visibility or poor climate conditions and it has been a challenging task especially when only a single debased or degraded image is available. Many researches have been devoted on the problem of how to obtain the high quality dehazed image from the past decades. There are two dehazing approaches that are employed to remove the haze effect and to get the haze free image. In the first

dehazing approach, from the different climate conditions multiple images of the same scene have been taken. But this approach requires specialized hardware and other additional information such as depth map. This approach for the removal of haze is unreliable because of the unavailability of the additional information to the users. The second approach of the haze removal is based on single image and it requires a single input image. This approach depends upon the factual assumptions and on the other hand the way of the scene and recovers the scene data or information taking into account the prior data or information from a single image. A few single image based methods have been presented in this paper. As a rule these strategies can be isolated in two major classes: physically based and contrast based methods.

In the event that two or more images of the scene are given, then the procedure of image matching requires to discover valid corresponding feature points in images. With the goal of image matching feature point detectors and descriptors are used. Neighbourhood highlight point detectors separate the interest focuses from images. Descriptor can be utilized to extraordinarily recognize the discovered interest focuses and coordinate them even under the variety of irritating conditions such as scale changes, pivot, changes in brightening or perspectives or image commotion. This match represents projections of same scene areas in the relating image. Images for coordinating or matching are taken at various times, from various sensors/cameras and perspectives. In this manner image coordinating or matching is a challenging task. Image coordinating plays a vital part in numerous remote detecting applications, for example, change location, cartography using imagery with reduced overlapping, combination of images taken with various sensors. These days, the assignment of image coordinating is done naturally. It is because of advancement of nearby highlight point locators and descriptors. Numerous neighbourhood highlight point operators have been presented. Recent neighbourhood highlight operators are invariant to image changes, for example, geometric (scale, rotation, affine) and photometric.

Filter (Scale Invariant Feature Transform) and SURF (Speeded up Robust Feature) are most basic calculations/algorithm which have been utilizing for image coordinating. Nearby component focuses (key points or interest focuses) are utilized for coordinating images because of their impressive robustness and invariance to various changes. Normally, the system of coordinating

images taking into account nearby key points comprises on three principle steps. First, the neighbourhood highlight focuses are extracted from an image taking into account their neighbourhood data. In general, it is said that the key points are those areas of image with imperative variety in their quick neighbourhoods. The second step is to process descriptors (marks) in view of the neighbour areas of the key points. Different procedures, which depict adjacent locals of highlight focuses, considers all in all shading, structure, and surface. The primary objective of them is to build the uniqueness of the extracted highlight focuses to enhance the effectiveness and to improve the matching procedure. At last, the mark vectors of extracted key points are analyzed utilizing a few measurements (e.g., Euclidean separation, earth movers remove) or derived systems that depend on such separations.

2. DEHAZING METHODS

2.1. Single Dehazing Methods

2.1.1 Physically Based Techniques

Physically based procedures restore the hazy images taking into account the evaluated transmission (depth) map.

A. Independent Component Analysis

Independent Component is a factual technique to isolate two added components from a signal. This technique accepts that the transmission and surface shading are measurably uncorrelated in neighbourhood path. In [13] Fattal proposed a single image dehazing technique which created a fog free image from the foggy image. The essential key thought of his work is to determine the air light albedo uncertainty and accepting that the surface shading and the scene transmission are uncorrelated. This methodology is physically legitimate and can create great results, however might be inconsistent since it doesn't function admirably for thick fog.



(a)




(b)


Fig. 1. Independent Component Analysis (a) Hazed Image (b) Dehazed Image.

B. Dark Channel Prior

In [10] He et al., Dark channel prior depends on the earlier presumption is fundamentally utilized for single image dehazing process. This dark channel prior depends on the measurement methodology of the open air haze free image. It has been seen that in the vast majority of the neighbourhood areas which don't cover the sky, a few pixels have low power in no less than one shading (RGB) channel and these pixels are known as the dark pixels or dim pixels. In dark images the power of the dark pixels in that shading channel is fundamentally contributed by the air light and these dark pixels are utilized to estimate the dark transmission. After estimation of the transmission map for every pixel, joining with the cloudiness imaging model and delicate tangling technique to recoup a great fog free image. The dark channel prior does not work proficiently when the surface object is like the climatic light.



(a)



(b)

Fig. 2. Dark Channel Prior (a) Hazed Image (b) Dehazed Image

C. Bayesian Probabilistic

In [5] Nishino et al. utilizes a Bayesian probabilistic model. Their key methodology is to show the image with a factorial Markov irregular field (FMRF) in which the scene albedo and depth are two factually independent inactive layers and to mutually estimate them. They determine a novel joint estimation technique in view of a Bayesian detailing to factorize a single foggy image into its scene albedo and depth. They abuse regular image and depth measurements as priors on these hidden layers and evaluate the scene albedo and depth with an authoritative desire augmentation calculation what's more, determining bilinear ambiguity or vagueness.

2.1.2 Contrast Based Technique

Contrast-based techniques improve the dark images without assessing the depth data. Contrast based techniques improve perceivability of images by restoring the differentiation of corrupted images.

In [13] Robby T. Tan has presented a computerized system that just requires a single information image. Two perceptions are made taking into account this system, to start with, sunny morning images have more complexity than images distressed by awful climate; and second, air light whose variation for the most part relies on upon the separation of articles to the spectator has a tendency to be smooth. Tan builds up an expense capacity in the system of Markov arbitrary fields taking into account these two perceptions. The results have bigger immersion values and might contain radiances at depth discontinuities/irregularities.

In [11] Tarel et al. have exhibited calculation for perceivability rebuilding from a single image that depends on a sifting approach. The calculation depends on direct operations and needs different parameters for change. It is invaluable as far as its rate. This velocity permits perceivability rebuilding to be connected for constant utilizations of dehazing. They likewise proposed another channel which shields edges and corner as a substitute to the middle channel. The restored image might be bad on the grounds that there are discontinuities in the scene depth.

2.2 Fast Dehazing Techniques

A. Tan's Method

Tan uses the complexity amplification strategies to expel haze from an image. He expects that a dehazed image must have a high complexity. Tan's single picture dehazing

technique is generally taking into account two essential perceptions:-

From one viewpoint, the images taken under a reasonable climate are dependably with upgraded visibility and high shading contrast than those taken under terrible visibility like foggy climate. On the other hand, air light whose variety for the most part depends on the separation of objects to the viewer has a tendency to be smooth.

In perspective of these two recognitions besides, supposition that neighbouring pixels encountered the same degradation, Tan removes the darkness by boosting the area contrast of the restored image. This framework does not mean to totally recover the unique hues. Its inspiration is to simply update the unpredictability of an information image. This technique simply over-submerges the image visibility. Shockingly this methodology is physically invalid and makes Tan's dehazing image needs shading devotion. Fig 3 a is a haze image and b is its dehazing result . In Fig. 3, we can plainly see the shade of the image is over-soaked and the shade of the swan after dehazing get to be red rather than white. This is conversely with the truth. Tan's strategy experiences shading loyalty.



(a)



(b)

Fig.3.Tann's Method (a) Hazed image (b) Dehazed Image


B. Fattal's Method

Fattal considers that the shading and transmission signs are uncorrelated. Taking into account this suspicion, the air light-albedo vagueness can likewise be determined. He utilized Independent Component Analysis (ICA) to evaluate the transmission, and after that deduct the shade of the entire image by Markov Random Field (MRF). The system performs great for darkness, however decreases with

scenes including mist. This system is physically substantial and competent to restore the differences of complex foggy scene. In addition, since this technique does not expect the fog layer to be smooth, the discontinuities in the scene depth or medium thickness are allowed. This presumption is at some point disregarded when the shading and transmission signs are associated what's more, convey a poor dehazing result. From the Fig. 4 we can see that the dehazing after effect of Fattal's system is bad and a few clouds are still not be expel, particularly in the thick haze areas (adjusted by light red lines).



(a)



(b)

Fig. 4. Fattal's Method (a) Hazed Image (b) Dehazed Image.

C. Dark Channel Prior Technique

In [4] He et al in 2009 rely on upon the black body radiation use dull channel past approach to manage regulate clear cloudiness from an image. The black body theory can be understood as a hypothetical test that gives 100% of the radiation that hits it and reflects no radiation and shows up magnificently decrease. To be specific for this situation, such image pixels are called dull pixel and their worth must be exceptionally near zero. In foggy images, the power of these dull pixels in that channel is predominantly contributed by the air light. These dull pixels can specifically give a precise estimation of the dimness transmission. In the DCP approach soft matting technique rather than MRF (Markov Irregular Field) is

utilized to refine the transmission map. He et al, technique is physically considerable besides, perform with out of reach articles in strongly dim images. Like any technique using a strong suspicion, their procedure moreover has its own specific obstacle. This supposition at some point can not perform well when there is no dark body in some nearby fixes. In another way, the dull channel former is invalid when the scene item is naturally the same with the air light (e.g. cold ground or a white divider) over a substantial neighbourhood area and no shadow is thrown on it. In spite of the fact that their methodology functions admirably for most open air dim images, however it come up short on some amazing cases. This is a productive circumstance on the grounds that in such circumstances haze removal is not basic since cloudiness is once in a while noticeable.

3. Comparison Between Single Image Dehazing Techniques

In this section, a general comparison between physically based techniques and contrast based techniques. In physically based techniques first is independent component analysis (ICA), it is similar to Fattal's method. This strategy is physically true blue and can make awesome results, however may be touchy since it doesn't work honourably for thick haze. Second one is the dark channel prior uses soft matting framework to recover an incredible shadiness free image. Third one is the Bayesian Probabilistic technique, bilinear ambiguity is resolved by this technique. In contrast based techniques, contrast-based procedures upgrade the dim images without assessing the depth data. Contrast based procedures upgrade visibility of images by restoring the complexity of corrupted images.

4. Comparison Between Fast Dehazing Techniques

In this segment, a general examination of the fast Contrast-based procedures upgrades the dim pictures without assessing the profundity/depth data. Contrast based procedures upgrade perceivability of images by restoring the complexity of corrupted images. Dehazing techniques to the degree the number of arithmetic operations, calculation time, dehazing in the event of shadowiness region. Tan releases the obscurity by boosting the close to contrast of the restored image. This framework does not arrange to altogether recover the scene's one of a kind shades. Its inspiration is to simply update the segment of a data image. Tan's strategy experiences shading obligation. Fattal's technique is bad and a few clouds are still not be evacuated/removed, particularly in the thick fog areas. The DCP calculation is entirely straightforward, extremely precise thus simple to execute. It is quick and gives a superior result than other dehazing calculations. It acquires most noteworthy results a least execution time even with the picture corrupted with thick fog.

5. Conclusion

In this paper, there is review on the single image dehazing techniques and fast image dehazing techniques. From all of these techniques, dark channel prior is the best technique ever. The approaches based on the dark channel prior, in particular had initiated a large number of research activities because of its satisfactory performance and possibilities for further improvements and applications. The DCP calculation is entirely straight forward, extremely precise thus simple to execute. It is quick and gives a superior result than other dehazing calculations. It acquires most noteworthy results a least execution time even with the image corrupted with thick fog. But it has one drawback in the sky region, but it doesn't matter because the sky region is already like a haze.

References

- [1] C. Ancuti, and C. O. Ancuti, "Effective Contrast-Based Dehazing for Robust Image Matching" ,IEEE Geoscience and Remote Sensing Letters, Vol. 11, No. 11, 2014.
- [2] C.Ancuti, C. O. Ancuti, and P. Bekaert, "Enhancing by Saliency-Guided Decolorization" Proceedings of IEEE Conference on Computer Vision Pattern Recognition, pp. 257-264, 2011.
- [3] C. O. Ancuti, and C. Ancuti, "Single Image Dehazing by Multiscale Fusion", IEEE Transactions on Image Processing, Vol. 22, No. 8, pp. 3271-3282, 2013.
- [4] H. Kaiming, J. Sun ,and X.Tang , " Single Image Haze Removal Using Dark Channel Prior", IEEE Transactions on Pattern Analysis and Machine Intelligence, Vol.33, Issue12 ,December 2011.
- [5] H. Zhang, Q. Liu, F. Yang,and Y. Wu, "Single Image Dehazing Combining Physics Model and Non-Physics Model Based Methods ", Journal of Computational Information Systems, Vol. 9, No. 4, pp. 1623-1631, 2013.
- [6] J. H. Kim, W. D. Jang, J. Y. Sim, C. S. Kim, "Optimized Contrast Enhancement for Real Time Image and Video Dehazing ", Journal on Vision Communication Image, Vol. 24, pp. 410-425, 2013.
- [7] J. Kopf, B. Neubert, B. Chen, M. Cohen, D. C.Or, O. Deussen, M. Uyttendaele, and D. Lischinski, "Deep Photo: Model Based Photograph Enhancement and Viewing", ACM Transactions on Graphics, Vol. 27, No. 5, p. 116, 2008.
- [8] J. Xuan , and Z. Y. Xu, "Speed-up Single Image Dehazing using Double Dark Channels", Fifth International Conference on Digital Image Processing (ICDIP 2013).
- [9] J.-P. Tarel, and N. Hautiere, "Fast Visibility Restoration from a Single Color or Gray Level Image" in Proceedings IEEE International Conference on Computer Visionary, pp.2201-2208, 2009.
- [10] K. B. Gibson, V, T. Q. Nguyen, "An Investigation of Dehazing Effects on Image and Video Coding", IEEE Transactions on Image Processing, Vol. 21, Issue 2, pp. 662-673, February 2012.
- [11] K. Kumar, G. Pankajini, and P. N. Panda, "A Survey on Image Dehazing Methods", International Journal of Engineering Research & Technology (IJERT) Vol. 2 Issue 10, 2013.
- [12] L. Xingyong , C. Wenbin , I. F. Shen, "Real Time Dehazing for Image and Video", 18th Pacific Conference on Computer Graphics and Applications, pp.62-69, 2010.
- [13] R. Fattal, "Single Image Dehazing" ,ACM Transactions on Graphics., Vol. 27, No. 3, p. 72, 2008.
- [14] R. T. Tan, "Visibility in Bad Weather from a Single Image", In Proceedings IEEE Conference on Computer Vision Pattern Recognitions, pp. 1-8, 2008.
- [15] R.Sharma, and Dr. V. Chopra, "A Review on Different Image Dehazing Methods", International Journal of Computer Engineering and Applications, Vol. 6, No. 3, 2014.
- [16] S. G. Narasimhan, and S. K. Nayar, "Contrast Restoration of Weather Degraded Images", IEEE Transactions on Pattern Analysis and Machine Intelligence, Vol. 25, No. 6, pp. 713-724, 2003.
- [17] S. Jeong, and S. Lee, "The Single Image Dehazing based on Efficient Transmission Estimation", IEEE International Conference on Consumer Electronics (ICCE), pp. 376-377, 2013.
- [18] S. Narasimhan, and S. Nayar, "Chromatic Framework for Vision in Bad Weather", In Proceedings IEEE Conference Computer Vision Pattern Recognitions, pp. 598-605, 2000.
- [19] Tripathi, and S. Mukhopadhyay, "Single Image Fog Removal using Anisotropic Diffusion", Image Processing, Vol. 6, No. 7, pp. 966-975, 2012.
- [20] X. Bin, F.Guo, and C. Zixing , "Improved Single Image Dehazing using Dark Channel Prior and Multiscale Retinex", IEEE International Conference on Intelligent System Design and Engineering Application (ISDEA), Vol. 1, 2010.
- [21] Y. Xiong, H. Yan, and C. Yu, "Improved Haze Removal Algorithm Using Dark Channel Prior", Journal of Computational Information Systems, Vol. 9, No. 14, pp. 5743-5750, 2013.