

Unwanted object Removal from Video using Removal Base In-Painting

Waman Priyanka¹, Awari Roshan², Khilari Rajashri³, Taware Laxmi⁴

¹Department of Computer Engineering, SGOI COE, Belhe, Maharashtra, India.

²Department of Computer Engineering, SGOI COE, Belhe, Maharashtra, India.

³Department of Computer Engineering, SGOI COE, Belhe, Maharashtra, India.

⁴Department of Computer Engineering, SGOI COE, Belhe, Maharashtra, India.


Abstract - Image in-painting, is sometimes it is also known as "image completion" is the reconstruct and recovers removed or corrupted pixel of an image in a given section so that the reassemble image looks real. These image in-painting techniques recover the eliminated pixel in images by increase continues structures into the target section via diffusion. One of the main problems of most related video completion and video in-painting techniques is the processing time. Many self-starting techniques for video in-painting are convenient, but most of them are compellingly demanding and fail to repair the damaged areas. Also, from the existing video in-painting algorithms a cryptic video classification has to be provided. To decrease this problem, in-painting process is introducing by using the background registration method which is suggested in this paper. The video is converted into no of image frames and the frame is registered. After, the edges of an object to be removed are detected by matching the roster frame with each adjacent frame of the video. Later an outlined is reproduced for each time frame. Then the in-painting process is winding up uniquely for each and every time frame of the image. Finally, these reconstructed image frames are displayed one by one, or continuously, so that it appears as a better quality video.

Key Words: Image Evolution, Object Elimination, Field Filling, Image Rebuilt, Image In-painting.

1. INTRODUCTION

Now a day's intercommunication between the people been done with the help of the images and video data. So videos are an important intermediate of communication and expression in nowadays. Image in-painting, is conceptually to regenerate and recover of missing or corrupted pixel of an image. Frames registration process which is used in video in-painting in that process, we are aligning the neighboring source frames with the destination frame. Recovery or in-painting methods use information from outside of the corrupted area for rebuilding removed pixels. There are a lot of applications for video completion, including video analysis and film post production, cellular video transportation, video recovering, removal of information such as spatial coordinates from aerial. The goals of this technique ranging from the regenerate of damaged videos and image to the removal of the unnecessary objects in the video. The main objective is to create a video sequence in which the in-

painting area is blending sleekly in the video thus maintaining visual texture, i.e. no distortion is observed by the human eye when that video is played.



2. LITERACY SERAVY

In recent years, the first idea to handle video handle problems was repairing frame by frame using existing image finish algorithms. Bertalmio et al [6] proposed one of the first video in-painting achievements .which consider only the spatial information and ignore the moral data in video. Partial differential equations (PDE) based method in [7] is used to complete the missing area on a frames. This method produces darken and fails to in-paint large flawed section. it does not appropriate the temporal information. Jia et al [8] presented a video completion method for solving the presence of occupy in static camera movie. Holography and layer segmentation techniques used to regenerate the background. Sampling motion data is used to repairs the moving object pixels and maintains the temporal integrity. Zhang et al [9] presented a direction layer based video completion method. Graph cut is used to divide video frames into different non projecting motion layers. Each layer is in-painted separately by using existing methods of image in-painting. After that, all frames are recombined to finalize the finished video. Space time video completion method is proposed by Wexler et al [10].It models the completion problem as a global optimization problem. The step of patch search is optimized at various levels of resolution using nearest neighbor methods and spatial temporal memorial. The computational time is very high for comprehensive searching of appropriate cubic bit. Patwardhan et al [11] pioneered a constrained camera motion video completion

method for static background scene. Three mosaics are conducted for background, foreground and the corresponding optical flow using the motion direction. The background holes are replaced by extended exemplar based image in-painting in [12]. It completes the remaining for ground hole by using extracted structure synthesis bit from the neighbor frames. Object change in size has not been considered. Shih et al [13] proposed a video completion method without ghost protection. It separates the video frames into object motion layer and camera motion layer. The method modified the priority strategy of exemplar based image in-painting method in [12] to in-paint the flawed section in each layer. Xia et al. [14] proposed an exemplar based video in-painting method to improve finding best conducted. This method handles only static background and moving foreground since. Gaussian Mixture Model does not work well when the background and foreground is closed to each other. Mosleh et al [15]. The proposed approach is pixel-based and patch-positioned. Numerical developments are important in reproducing dissimilar framework, but are a smaller amount useful for regular structure. Pixel-based methods repeat the sample character pixel-by-pixel as for applying filters on it, and their outputs are better than those of statistical methods, but they usually be unsuccessful issue large regular structure. Patch-based methods repeat the sample texture patch-by-patch as disputed to pixel-by-pixel, thus they give quicker and better results for regular smoothness. The hub of partial differential equation based algorithms is mainly on maintaining the formation of the in-painting field. It is good if lost field is small. But results darken if lost operation is large. Another drawback with these algorithms is that the large structure fields are not reproduced. PDE is a differential equation contains one or more variables, matching the values of the function itself and its derivatives of different orders. As a result, a PDE is a differential equation that uses partial derivatives. So, we choose another advance of exemplar based method. The exemplar based image in-painting is a vital category of in-painting algorithms. The exemplar based image in-painting is a well-organized method of constellation of big target regions. Based algorithm is mainly on maintaining the formation of the in-painting area. It is good if lost area small. But results darken if lost field is large. Another drawback with these algorithms is that the large structured operations are not regenerated. PDE is a differential equation contains one or more variables, matching the values of the function itself and its derivatives of different orders. As a result, a PDE is a differential equation that uses partial derivatives. so, we choose another first of exemplar based method. The exemplar based image in-painting is a vital category of in-

painting algorithms. The exemplar based image in-painting is a well-organized method of constellation of big target section.

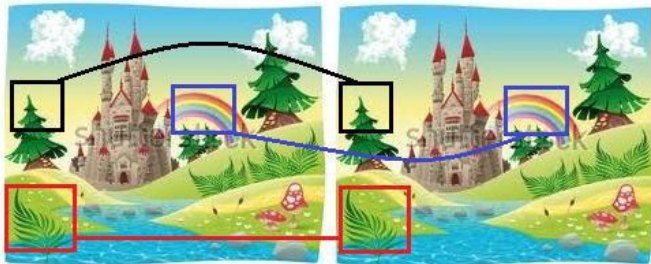
3. PROPOSED APPROACH

The proposed approach performs the in-painting of the instruction broadcast continuity using a sliding physical accumulation of limit. As illuminated in quotation 1, each frame is in-painted using two main steps: restriction (step 1) and keyhole filling (step 2, 3 and 4). For each destination frame $I_t : \mathbb{R}^2 \rightarrow \mathbb{R}^3$ with a hole $\Omega_t \subset \mathbb{R}^2$, we aligns neighboring frames. Each pixel in Ω_t is in-painted using the better similar neutral pixel cost in the aligned adjoining frames. Once the point frame has been in-painted, the destination frame is found in the GoP by the in-painted one. Two input bin ate cover up are necessity to designate the space we want to delete and the foreground field.

4. NNF ALGORITHM:

Video In painting system expect upon the fast randomized algorithm for comparative nearest neighbor correlation between two images. To recognize the algorithm, we consider the main components of these process. The necessary element of non-parametric patch experience approach is a repeated search of all chunks in one image ground for the most related chunk in another image section. Given images o_A and B , every patch in A find the nearest neighbor in sender a patch distance metric such as record. We called this mapping the Nearest-Neighbor field. This algorithm depends on three key observations about the problem for evenly compute approximate nearest-neighbor-fields. 1. Dimensionality Offset Space The capacity of the patch location is large (dimensions), it is separately populated ($O(M)$ patches). Many previous approach have speed up the nearest neighbor search by solving the capacity of the bit space using tree texture which can search in $O(\text{amalgam} \text{ time})$ and capacity decrease technique. In comparison, algorithm present in the paper searches in the color of possible chunk off sets, which achieve unwanted speed and memory completeness. 2. Natural Structure Of Image. The current independent search for each element escape the constant shapes in images. The output mostly contains large contiguous piece of data from the input in chunk-sampling unit algorithms. Thus using NNF algorithm can better completeness by performing searches for adjacent element in an interdependent aspect. 3. The Law Of Large Numbers Any one arbitrary selection patch assignment is

very unlikely to be a good conclusion, a few non-triarte division of a large field of arbitrarily assignments will likely be good conclusion. As this field increase full, the chance that no patch will have a correct equal becomes small. Based on these three observations randomized algorithm for computing approximate NNFs using additional restore enough count the NNF.



5. ARCHITECTURE

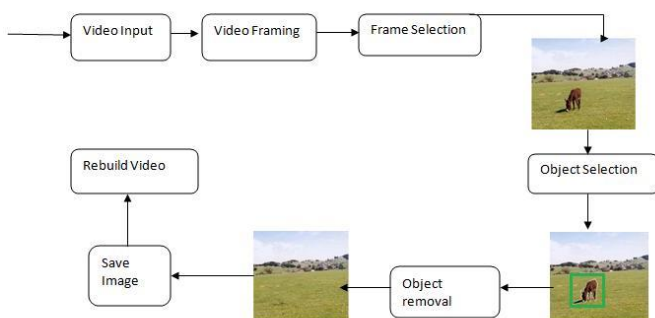


Fig -1: Architecture of video in-painting system

In our system, we found that when using current video in-painting approach to reconstruct old films or remove unwanted objects, the ambiguous brightness and poor nature of the original film frequently cause detectable defects in the resulting video. As a result, we believe a new path is needed to implement the objection granted by old films as well as by current digital videos. To this end, we introduce a video in-painting algorithm that can address those objections and produce visually pleasing results. When in-painting seriously corrupted videos, we begin by filling dot in the physical information to help the in-painting process obtain more hint data from the whole video arrangement.

Our proposed video in-painting algorithm contain two main step : gesture and structure completion. The first part, motion completion, fills in to recover missing gesture information to help the in-painting process obtain stable indicating data. The second part, structure completion, maintains the structural continuity of the indicating content before it is precedent onto the missing area. This step is especially important when the brightness

in old films is ambiguous. Fig. 1 shows some examples of using existing video in-painting methods applying image in-painting-applicable approach to in-paint a actually corrupted video sequence. In Fig. 1(a), the first and last structure involved uninjured reference information. However, without proper motion information, the in-painting process can only use information copied from the current and/or neighboring structure to repair missing field.

The example shows how relying on structural information from a single structure may result in poor in-painting results. Fig. 1(b) shows how, with complete motion information, the in-painting process can concentrate uninjured information from the total video arrangement and find decent reference data to adjustment removed field. In addition, experiment results establish motion integration also significantly improves the physical durability of the final result. Fig. 1 presents our proposed framework, which is comprised of three procedures: motion map construction, motion completion, and frame completion. Motion map construction is a preprocessing procedure.

We produce by mutually identify harmed field in choice films to divide each achieve video structure into a harmed layer and a background layer. The former shows the removed area and the recent shows the rest of the video content. Next, we guess the gesture information located in the background layer to construct a gesture map for each structure. These maps form the basis of our video in-painting process and are used to replace the removed gesture information in the motion completion procedure. Finally, the structure completion procedure uses a patch adjustment mechanism to paste data from neighboring or current frame onto the removed areas indicated in the harmed layer.

6. CONCLUSIONS

Video in-painting using NNF algorithm is sufficient for many practical applications like object removal, scratch repairing, object reshuffling and repairing of old selected videos. NNF algorithm avoids the costly Computations of the joint patch compatibility term and inference or optimization algorithms. The given algorithm does have some failure cases. Most highly, for pathological inputs, In addition, more edits to video frame can sometimes produce “feathering” artifacts where the algorithm simply can’t escape a large local minimum depression. However, the speed of the algorithm makes it feasible to either introduce additional repression or simply rerun the algorithm with a new random input to obtain a different solution. Although such repeated trials can be a difficulty with a slower algorithm. Nearest-neighbor algorithm use for in-painting the damaged area in video frame and it quickly computes the almost nearest-neighbor fields between pairs of images .This algorithm increase the speed of matching nearest neighbor.

REFERENCES

- [1] Nick C. Tang, Chiou-ting, Chih-wen, and Hong-yuan "video inpainting on digitized vintage films via maintaining spatiotemporal continuity," *IEEE Trans. On Multimedia*, vol. 13, No. 4, pp. 602-614, 2011.
- [2] Z. Hongying and W. Yadong, "An Efficient Scratches Detection and Inpainting Algorithm for Old Film Restoration," *Conf. On Information Technology and computer science*, pp. 75-78, 2009.
- [3] R. Chang, N. Tang and C. Chao. "Application of Inpainting Technology to Video Restoration," *IEEE Inter. Conf. on Computing theory and applications*, pp. 359-364, 2008.
- [4] S. Zarif, I. Faye, and D. Rohaya "Fast and Efficient Video Completion Using Object Prior Position," *Lecture Note Computer Science (LNCS 8237)*, pp. 241-252, 2013.
- [5] S. Zarif, I. Faye and D. Rohaya "Static Object Removal from Video Scene Using Local Similarity," *IEEE 9th Inter. Colloquium on Signal Processing and its Applications*, pp. 54-57, 2013.
- [6] M. Bertalmio, A. L. Bertozzi and G. Sapiro "Navier-stokes, fluid dynamics and image and video inpainting," *IEEE CVPR*, vol. I, pp. 355-363, 2001.
- [7] M. Bertalmio, G. Sapiro, V. caselles and Ballester "Image Inpainting," in *proceeding of the ACM SIGGRAPH conf. on computer graphics*, pp. 417-424, 2000.
- [8] J. Jia, T. Wu, and C. Tang "Video repairing," *Proceeding IEEE Computer Vision and Pattern Recognition (CVPR)*, pp. 364-371, 2004.
- [9] Y. Zhang, J. Xiao and M. Shah "Motion Layer Based Object Removal in Video," *7 IEEE Workshop on Application of Computer Vision*, pp. 516-521, 2005.
- [10] Y. Wexler, E. Shechtman and Irani "Space Time Completion of Video," *IEEE Trans. on Pattern Analysis and Machine Intelligence*, vol.29, pp. 463-476, 2007.
- [11] K. Patwardhan, G. Sapiro, and M. Bertalmio "Video Inpainting Under Constrsined Camera Motion," *IEEE Trans. On Image Processing*, vol. 16, no. 2, pp.545-553, 2007.
- [12] A. Criminisi, P. Perez and K.Toyama "Region Filling and Object Removal by Exemplar-based Inpainting," *IEEE Trans. Image Processing* vol 13, No. 9, pp.1200-1212, 2004.
- [13] T. K. Shih, N. C. Tang and J. N. Hwang "Exemplar Based Video Inpainting Without Ghost Shadow Artifacts by Maintaining Temporal Continuity," *IEEE Trans. Circuit syst. Video Technol.*, vol. 19, No. 2, pp. 347-360, 2009.
- [14] Aijuan, Li Y., Yan G., L. Ma and Xiao "Exemplar Based Object Removal in Video Using GMM," *IEEE CMSP*, pp. 366-370, 2011.
- [15] A. Mosleh, N. Bouguila and A. Hamza "A Video Completion Method Based on Bandlet Transform," *IEEE Trans. On Multimedia*, vol. 14, Issue 6, pp. 1591- 1601, 2012
- [16] I. Drori, D. Cohen and H. Yeshurun "Fragment-based Image Completion," In *Proceedings of SIGGRAPH*, vol. 22, pp. 303-312, 2003.
- [17] H. Li, S. Wang, W. Zhang and M. Wu "Image Inpainting Based on Scene Transform and Color Transform" *proceeding of Pattern Recognition Letters*, vol. 31, No. 7, pp. 582-592, 2010.
- [18] S. Zarif, I. Faye and D. Rohaya "Fast and Efficient Multichannel Image Completion Using Local Similarity," *IEEE Computer Society 21th Inter.Conf. on Pattern Recognition (ICPR)*, pp. 3116-3119, 2012.
- [19] Haralick, R. M. "Statistical and Structural Approaches to Texture," *proceeding of IEEE*, Vol. 2, No. 2, pp. 50-61, 1979.
- [20] A. Eleyan and H. Demirel "Co-occurrence Matrix and its Statistical Features as a New Approach for Face Recognition," *Turk J Elec Eng & Comp Sci*, Vol.19, No.1, pp. 97-107, 2011.
- [21] M. Vijay, S. Samson, and J. Zhao "Efficient Object Based Video Inpainting," *proceeding of Pattern Recognition Letters*, vol. 30, No. 2, pp. 168-179, 2009.