

# THROUGHPUT IMPROVEMENT IN CELLULAR NETWORKS

Swati M. Patil<sup>1</sup>, Mahesh T. Patil<sup>2</sup>

<sup>1</sup>. Assistant Professor, Electronics Department, PIIT, New Panvel, Maharashtra, India

<sup>2</sup>. AGM, Instrumentation Department, DFPCL, New Panvel, Maharashtra, India

\*\*\*

**Abstract - Mobile user's data rate and quality of service are limited by the fact that, within the duration of any given call, users experience severe variations in signal attenuation, thereby necessitating the use of some type of diversity. This diversity gains are achieved via the cooperation of mobile users. Cooperative communication enables single antenna mobiles in a multiuser environment to share their antennas and generate a virtual multiple antenna transmitter that allows them to achieve transmit diversity. Cooperative transmission schemes are used in wireless networks to improve the spectral efficiency. In a multi-cell environment, intercell interference degrades the performance of wireless systems. In this project, we study the downlink capacity of edge users in a cellular network and see whether base station cooperation improves the spectral efficiency. The base-stations coordinate their transmission to the two cell-edge users in order to improve their Signal-to-interference-noise ratio (SINR) and throughput. Selective Cooperation, where the selection criterion is based on throughput, is proposed. The capacity achieved through Cooperation is shared equally among the cell-edge users. Results show that, the proposed hybrid scheme provides a better result compared to full-time cooperation.**

**Key Words:** Cooperative Transmission, MIMO, Capacity, Selective Co-Operation

## 1. INTRODUCTION

Ever increasing demand to support higher data rates for broadband services like triple play, online gaming etc., over wireless networks, requires a large capacity. However, with scarcity of available radio resources, to achieve a good capacity and Quality of Service (QoS) efficient utilization of channel resources is important. In a conventional cellular network, a terminal receives signals not only from the base station of that cell, but also from other cell base stations. Using a proper frequency reuse, such interference is reduced to a tolerable limit. However, this method of using different frequency bands for different cells will decrease the spectral efficiency. In a full frequency re-use network, this interference degrades the system performance, and thereby reduces network capacity. Using Base Station Cooperation,

this ability to receive signals from multiple base stations can be utilized as an opportunity to improve the spectral efficiency of the cellular network and achieve higher data rates for cell edge users. Cooperative transmission utilizes the inherent user diversity available in a multi-user environment to provide higher spectral efficiency [1–3]. In [1] and [3], cooperation among active users for the uplink channel in wireless networks is described. The active users under cooperation have its own information to transmit, and therefore, do not simply act as a mobile relay stations. Since the inter-user link is also a noisy channel, there is a possibility that the information received by a user from the other user is corrupted. In [3], coded cooperation is proposed where each user decodes the signal of the other user that needs to be relayed, and will relay only if it is successfully decoded. In case of unsuccessful decoding, the users go to non-cooperative mode.

In [2], cooperative strategies like amplify-forward and decode-forward for ad-hoc or peer-to-peer wireless networks are proposed. In [4], it is shown that the downlink efficiency can be improved using Coherent Coordinated transmission (CCT) from multiple base stations. Two types of coordination transmission are proposed, namely, Equal Rate using Zero Forcing and Equal Rate Using Dirty Paper Coding. In Equal Rate using Zero Forcing, the transmission from all base stations intended for a particular user do not interfere with other users. In the Dirty Paper Coding scheme, for coding. Comparison of different coordination schemes like full coordination, partial coordination and no coordination is presented in [5] for a downlink Multiple Input Multiple Output (MIMO) system in a slow fading channel. In the full coordination scheme, the transmit covariance matrix for all the possible downlink channels between base stations and the users is computed using Dirty Paper Coding by a central coordinator to provide maximum sum throughput, based on the Channel Quality Information (CQI) provided by the base stations. These covariance matrices are then

sent to corresponding base stations. However, this entire process adds significant latency. A new partial coordination scheme, where the base stations transmit in Time Division Multiple Access (TDMA) mode is proposed in [5]. In the allotted slot, each base station transmits to its associated users using Space Division Multiple Access (SDMA). Cooperative encoding and scheduling in a Networked MIMO

system is discussed in [6], in order to suppress Other Cell Interference (OCI) and thereby achieve maximum capacity in MIMO downlink channel. In [7], it is shown that in a multi-cell environment, using cooperation the overall interference can be reduced only marginally, whereas the interference within the cooperation region is largely reduced. This leads to a question whether it is worth doing cooperation all the time, i.e., whether the performance gains are worth the cost addition in terms of the extra complexity added in the signal processing to perform cooperation.

In this paper, we present a performance analysis through simulations for different cooperation scenarios in a multi cell environment where the other cell interference is significant. The capacity achieved through cooperation is shared equally among the cell-edge users, i.e., resources are shared fairly among the cooperating users. The transmission rate to each user is determined based on the signal to interference plus noise ratio (SINR). Cooperative transmission by two base-stations can improve this SINR by transmitting jointly to one user at a time. However, the increase in terms of throughput may not always be enough to increase the throughput of each of the users. In such a scenario, we propose a selective cooperation scheme based on user throughput that provides better capacity than full cooperation.

The downlink environment under consideration will not have any interference from users in the same cell. They are properly separated in time, frequency or code such that orthogonality exists. Inter-cell interference is allowed by doing a full frequency re-use in each cell. The rest of the paper is organized as follows: Section 2 describes the system model, signal to interference noise ratio (SINR) and user throughput with and without cooperation. Section 3 describes the SINR for different modes of Co-operation considered in this paper. Section 4 presents the cooperation selection algorithm. Section 5 presents the simulation results and conclusions are presented in section 6.

## 2. SYSTEM MODEL

The basic system model and transmission protocol is as shown in Fig.1. Base stations BS1 and BS2 are the candidates for cooperation, to transmit signals to mobile terminals MS1 and MS2. For BS1, BS2 is one of the interfering base stations among the total 12 base stations in a re-use1 network.

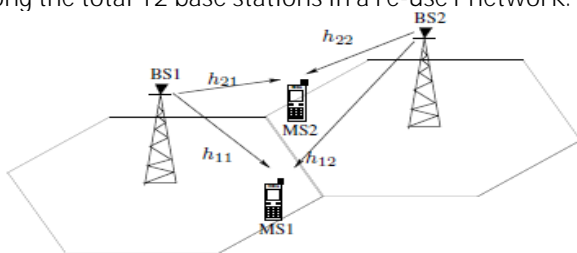


Fig.1 System model

More than one base station can be involved in cooperation, but for simplicity we are considering only two stations to form a coalition. The observation still holds good even for three station coalition. The signals from the serving BS and from the neighbor BS arrives at the terminal at the same time, i.e., received signal by the terminal from the two base stations are frame synchronized. The frame duration in which the BS1 transmits to MS1 is divided into two sub-frames, where the first sub-frame is used for signal transmission to MS1 and the second one to MS2. Similarly, BS2, which is under cooperation with BS1, transmits in the same sequence of BS1. The received signals at MS1 and MS2 is  $y_1$  and  $y_2$ , and is given by system equation 1, where  $h_{ij}$  is the channel between terminal  $i$  and BS  $j$ .  $x_1$  is transmit signal of BS1 and  $x_2$  is that of BS2.  $z_i$  is the total interference received by MS  $i$  due to transmissions from all the base stations other than the one under cooperation (in this case BS2) and  $n_i$  is the additive white Gaussian noise.

$$\begin{bmatrix} y_1 \\ y_2 \end{bmatrix} = \begin{bmatrix} h_{11} & h_{12} \\ h_{21} & h_{22} \end{bmatrix} \begin{bmatrix} x_1 \\ x_2 \end{bmatrix} + \begin{bmatrix} z_1 \\ z_2 \end{bmatrix} + \begin{bmatrix} n_1 \\ n_2 \end{bmatrix} \dots(1)$$

## 3. TWO-CELL COOPERATION SCHEMES

In this section, we describe different types of transmission co-operation schemes between two cells and Signal to Interference plus Noise Ratio (SINR) expressions of the received signal at the user terminal MS1. We describe different modes of combining the two signal received by MS1 from base stations BS1 and BS2 for cooperation. The following schemes are considered and their SINR expression is obtained. The capacity (or throughput) of the terminals under cooperation in bits/sec/Hz is also provided.

### 1. Cooperative MIMO

In this scheme, the base stations BS1 and BS2 together transmit information signal to MS1, thereby forming an Alamouti transmit diversity of order 2. This scheme is referred in some literature as Network MIMO.

The SINR expression for this scheme will be of form:

$$\text{SINR}_{\text{coop}} = \frac{(|h_{11}|^2 + |h_{12}|^2)E\{X_1^2\}}{\sigma_n^2 + \sum_{k=2}^{12} |h_{1k}|^2 E\{X_k^2\}} \dots (2)$$

### 2. Simple cooperation

The signals transmitted by base stations BS1 and BS2 are added using simple vector addition. The SINR expression for this scheme will be of form:

$$\text{SINR}_{\text{coop}} = \frac{|h_{11} + h_{12}|^2 E\{X_1^2\}}{\sigma_n^2 + \sum_{k=2}^K |h_{1k}|^2 E\{X_k^2\}} \quad \dots (3)$$

### 3. Cooperation with 1-bit Phase feedback

In this scheme, the addition of two signals is done with proper co-phasing the information signal from the second base station based on the 1-bit feedback of the phase information. The SINR expression for this scheme will be of form:

$$\text{SINR}_{\text{coop}} = \frac{(|h_{11}|^2 + |h_{12}|^2 + 2\Re\{h_{11}^* h_{12}\}) E\{X_1^2\}}{\sigma_n^2 + \sum_{k=2}^K |h_{1k}|^2 E\{X_k^2\}} \quad \dots (4)$$

In all these schemes, the Channel State Information (CSI) for the downlink of the serving base station and cooperating base station is known at the user terminal. This assumption is valid and is used in schedulers for rate adaptation in 3G systems. Besides, scheme 3 has an additional overhead of 1 bit to provide the phase information of the cooperating signal in order to do co-phasing at the received terminal.

When terminal MS1 is in cooperation with BS1 and BS2,  $\text{SINR}_{\text{coop}}$ , SINR of the downlink channel will depend on the type of cooperation scheme. The capacity (or throughput) for terminal MS1 under cooperation in bits/sec/Hz will be

$$C_{\text{coop}} = \alpha \log_2(1 + b \text{SINR}_{\text{coop}}) \quad \dots (5)$$

The factor  $\alpha$  in the above equation defines the proportion of resource sharing among the terminals under cooperation. In our system, considering resource fairness, the value for  $\alpha$  is 1/2.

Under normal operation that is when there is no cooperative transmission, the signal to interference noise ratio (SINR) in the downlink for MS1 is given by

$$\text{SINR}_{\text{nc}} = \frac{|h_{11}|^2 E\{X_1^2\}}{\sigma_n^2 + \sum_{k=2}^K |h_{1k}|^2 E\{X_k^2\}} \quad \dots (6)$$

Where  $h_{ij}$  represents the channel between the terminal  $i$  and base station  $j$ ,  $E\{X_i^2\}$  is the average transmit power of Base Station  $i$ , and  $\sigma_n^2$  is noise variance. The sum throughput under normal operation in bits/sec/Hz is

$$C_{\text{nc}} = \log_2(1 + b \text{SINR}_{\text{nc}}) \quad \dots (7)$$

Where  $b$  is determined by the SNR gap between the practical coding scheme and the theoretical limit.

### 4. SELECTIVE COOPERATION

Under the resource fairness constraint, the users in the serving cell and the neighbor cell who decided to cooperate for an SINR improvement will share the available resource

(time, frequency or code) between them equally. Therefore, the individual user throughput is  $\frac{1}{2}$  of the actual capacity of the cooperative transmission as in (5). Considering  $b = 1$  in the capacity expressions (5) and (7), for a low SINR regime, as  $\log(1+x) \approx x$ , for the user capacity in "Cooperation mode" to be at least equal to what the same user could achieve under "No cooperation", the SINR in the former must be twice of the latter, i.e., should be 3 dB. The exact expression for the capacity (or user throughput) for cooperative scheme with resource constraint, to perform better than normal transmission, i.e.,  $C_{\text{coop}} > C_{\text{nc}}$  is shown below:

$$\frac{1}{2} \log(1 + b \text{SINR}_{\text{coop}}) > \log(1 + b \text{SINR}_{\text{nc}})$$

$$1 + b \text{SINR}_{\text{coop}} > (1 + b \text{SINR}_{\text{nc}})^2$$

$$1 + b \text{SINR}_{\text{coop}} > 1 + b^2 \text{SINR}_{\text{nc}}^2 + 2b \text{SINR}_{\text{nc}}$$

$$\text{SINR}_{\text{coop}} > b \text{SINR}_{\text{nc}}^2 + 2 \text{SINR}_{\text{nc}} \quad \dots (8)$$

A low complexity cooperation selection algorithm based on user throughput is that, each user calculates the achievable throughput for both cooperation and no cooperation from available measurements of its own channel and the nearest neighbor (or strongest interfering channel). The capacity achieved through Cooperation is shared equally among the cell-edge users. From the expression (8), for low SINR regime, our earlier approximation is valid. However, in the high SINR regime, the relationship between the two SINR is not linear, rather it is exponential. Even though, the SINR under cooperation ( $\text{SINR}_{\text{coop}}$ ) is always better than the normal SINR ( $\text{SINR}_{\text{nc}}$ ), the user throughput of former is not always better than the latter. Hence, it is worthwhile, for the user to decide whether to perform cooperation in the downlink channel.

A brief description of the selection algorithm is given in Algorithm 1. This selection algorithm is of low complexity as it is approximation of the exact expression presented in (8) with  $b = 1$ . The user decides on cooperation with the measurements of its own channel and the nearest neighbor. The decision is informed to the base station of the serving cell. The serving station informs the neighbor station whether to do cooperation or not with a single bit information based on the input from the user.

#### Algorithm 1 for Cooperation Selection

- 1: Get the channel measurement of the serving DL and nearest DL
- 2: Calculate the SINR under normal operation ( $\text{SINR}_{\text{nc}}$ )
- 3: Calculate the SINR under cooperative transmission ( $\text{SINR}_{\text{coop}}$ )
- 4: case: Low SINR regime
- 5: for  $\text{SINR}_{\text{nc}} \leq 0$  do
- 6: if  $\text{SINR}_{\text{coop}} > 2 \text{SINR}_{\text{nc}}$  then
- 7: Base stations goes to Cooperative Transmission State
- 8: else

```

9: Normal Transmission
10: end if
11: end for
12: case: High SINR regime
13: for  $SINR_{nc} \geq 0$  do
14: if  $SINR_{coop} > SINR_{nc}^2$  then
15: Base stations goes to Cooperative Transmission State
16: else
17: Normal Transmission
18: end if
19: end for
    
```

## 5. SIMULATION AND RESULTS

A 19 cell full re-use multi-cell environment is simulated based on Monte Carlo methods to analyze the performance of user capacity and SINR for three transmission scenarios namely, i) Without Cooperation, ii) With Cooperation and iii) Selective Cooperation. Selective Cooperation is a hybrid scheme, where cooperative transmission is performed only if the (5) is greater than (7) including fading and log-normal shadowing [10]. The correction factors for the path loss model are that of metropolitan as described in Algorithm 1. A cellular network of radius 500m, operating at 1800 MHz with one cell edge user per cell is considered for simulations. The channel gains for both signal and interference are based on COST-231 path loss model are that of metropolitan/urban areas.

In this simulation the Cooperation selection algorithm by using the MATLAB simulation is implemented. In this work there are three modes of cooperation and for no cooperation also. The capacity and SINR is calculated for these methods. For BS1, BS2 is one of the interfering base stations among the total 12 base stations in a re-use1 network. More than one base station can be involved in cooperation, but for simplicity we are considering only two stations to form a coalition shows in Fig.2. User throughput captured for different modes of cooperation for with and without cooperation. User throughput captured over 1000 frames for different modes of cooperation is shown in Figure 3, 4, 5.

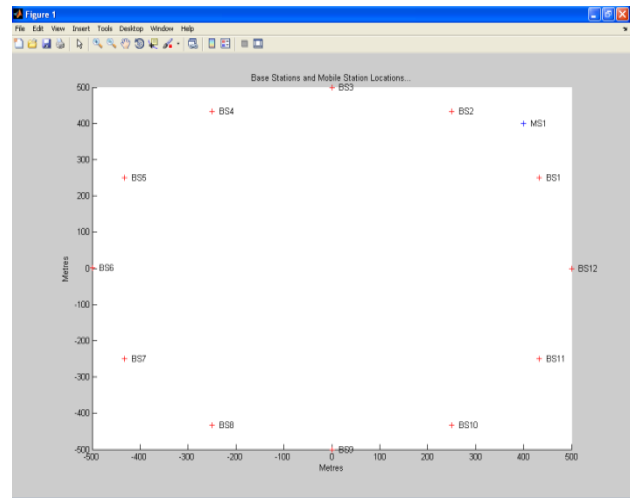


Fig.2 Cellular Network for 12-Base Stations in Cooperative communication

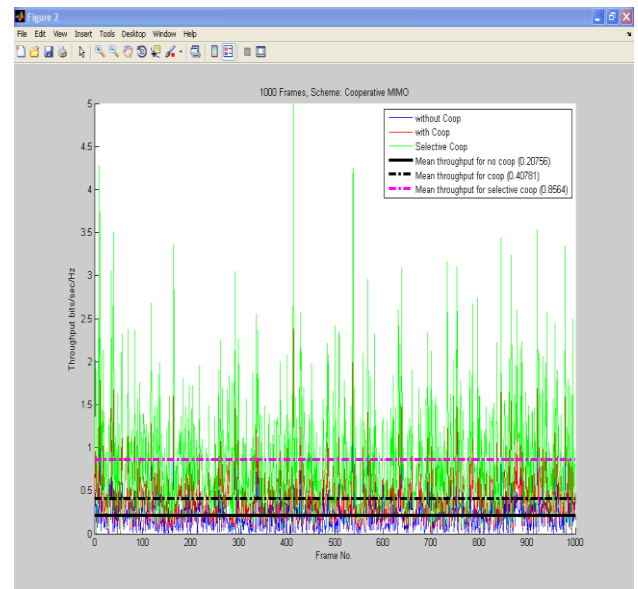


Fig.3 User throughputs of Scheme 1 for 1000 frames

Mean throughput for cell edge user for different cooperative schemes for one mobile user is shown in Table1. The observed values from the simulation given in the table, clearly shows the advantage of selective cooperation over full cooperation.

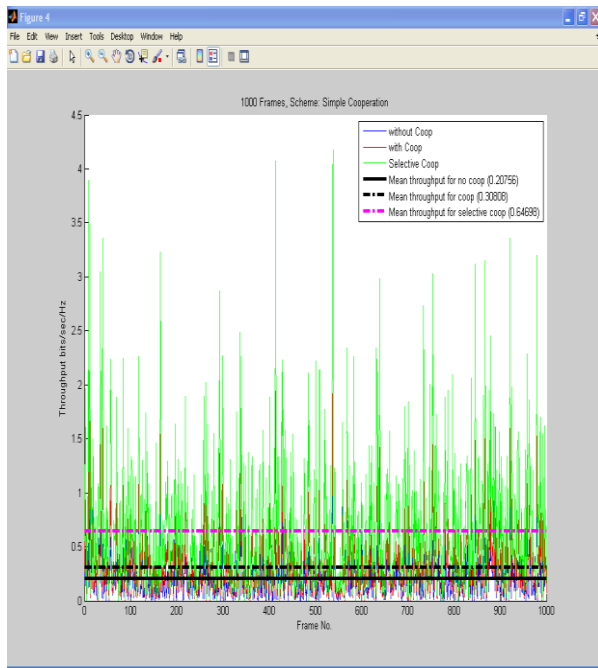


Fig.4 User throughputs of Scheme 2 for 1000 frames

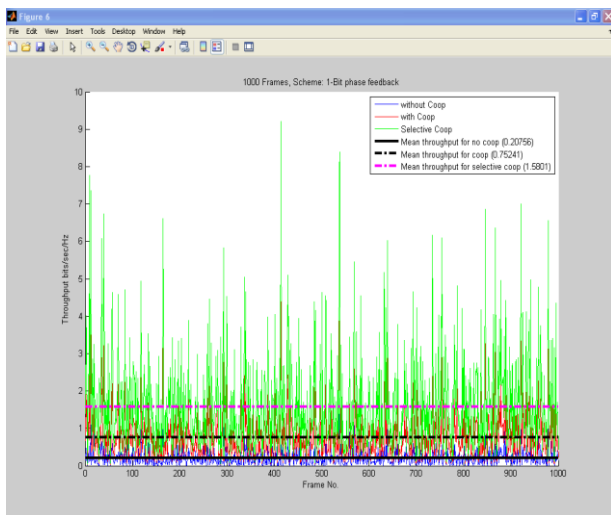


Fig.5 User throughputs of Scheme 3 for 1000 frames

Table 8. Average Throughput for cell Edge user (bit/sec/Hz) for different Cooperation schemes

Type of Schemes	Scheme 1	Scheme 2	Scheme 3
Without Cooperation	0.207	0.207	0.207
With Cooperation	0.407	0.308	0.752
Selective Cooperation	0.856	0.647	1.580

From the above table, Selection Cooperation is better than full cooperation. Our observation from simulation revealed

that with cooperation in a multi-cellular environment with full resource fairness is advantageous only half the time, it is better to do a hybrid transmission of both normal operation and cooperation that can give a better user throughput. Hence, selective cooperation is a better option to get maximum throughput.

## 6. CONCLUSIONS

Cooperative transmission schemes are used in wire-less networks to improve the spectral efficiency. In a multi-cell environment, inter-cell interference degrades the performance of wireless systems. In this work, we studied the downlink capacity of edge users in a cellular network and it shows that base station cooperation improves the spectral efficiency. The base-stations coordinate their transmission to the two cell-edge users in order to improve their Signal-to-interference-noise ratio (SINR) and throughput. In resource fairness cooperation, the user capacity of a cell-edge user is not always better than normal transmission. In this project, we presented simulation analysis of 2-cell cooperation for downlink in a multi-cell cellular network. The simulation results show that for almost half the time user capacity with cooperation is poorer than the capacity with normal operation. The observed values from the simulation given in the table clearly show the advantage of selective cooperation over full cooperation. By doing a selective cooperation, both capacity and SINR is improved.

As a future work we can extend the work for more than two base stations. Also we can study the performance of downlink sum rate for cell-edge users in a multi-cell environment under base station cooperation. Sum Capacity of cell-edge users for different transmit cooperation strategies is compared.

## ACKNOWLEDGEMENT

This research carried out would not have been come into reality without the able guidance and support of all those who stand by me in the development. I wish to give my special thanks to my co-author Mr. Mahesh T. Patil, for his timely advice and guidance. Without his encouragement and guidance for this project would not have materialized. It is difficult to forget my eminent supporters that are my Family members who are always there encouraging me in my every deed.

## REFERENCES

- [1] T.S. Rappaport, "Wireless Communications: Principles and Practice", second ed. Prentice Hall, 2002.
- [2] Brian R. Hunt, Ronald L Lipsman, Jonathan M. Rosenberg, "A Guide to MATLAB for Beginners and

Experienced Users”Published in the United States of America by Cambridge University Press, New York.

[3]H. Holma and A. Toskala, HSDPA/HSUPA for UMTS: High Speed Radio Access for Mobile Communications. John Wiley & Sons, 2006.

[4] A.Sendonaris, E.Erkip, and B. Aazhang, “Increasing uplink capacity via user cooperation diversity,” in *Proc. ISIT, Aug. 1998*.

[5]A.Sendonaris, E. Erkip and B. Aazhang, “User Cooperation Diversity - Part I System Descriptiuon,” *IEEE Transactions on Communications*, vol. 51, no. 11, pp.1927-1938, Nov 2003.

[6] J. N. Laneman, G. W. Wornell and D. N. C. Tse, “An efficient protocol for realizing cooperative diversity in wireless networks,” in *Proc. IEEE ISIT A 2001*, p.294, Washington, D. C., June 2001.

[7] A. Nosratinia, T. E. Hunter and A. Hedayat, “Cooperative Commu-nication in Wireless Networks,” *IEEE Communications Magazine*, pp. 74-80, Oct 2004.

[8] G. J. Foschini, H. Huang, K. Karakayali, R. A. Valenzuela and S. Venkatesan’, “The Value of Coherent Base Station Coordination”, *Proceeding of 2005 CISS’*, The John Hopkins University, March 16-18, 2005.

[9]T. Tamaki, K. Seong and J. M. Cioffi, “Downlink MIMO Systems Using Cooperation among Base Stations in a Slow Fading Channel”, *Proceeding of IEEE International Conf. on Communications 2007*, pp. 4728-4733, June 2007.

[10] J. G. Andrews, W. Choi and R. W. Heath Jr, “Overcoming Interference in Spatial Multiplexing MIMO Cellular Networks”, *IEEE Wireless Communications Magazine*, vol. 14, no. 6, pp.95-104, Dec 2007.

[11] J. Akhtar and D. Gesbert, “Extending Orthogonal Block Codes with partial feedback”, *IEEE Transactions on Wireless Communications*, vol.3, no. 6, pp.1959-1962, Nov 2004.

[12]“CollaborativeMiMo”<http://www.ieee802.org/16/tgm/contrib/C80216m-07-244r1.doc>

[13] A Mahmood, “Cooperative Diversity in wireless Networks”, *Journal of Engineering Science and Technology Review* 3,2010 pp.184-187.

## BIOGRAPHIES



Prof. Swati M .Patil BE(EXTC) North Maharashtra University, ME(ETRX) Mumbai University. Presently working as Assistant Professor in Deapartment of Electronics Engineering in Pillai Institute of Information Technology, Navi Mumbai (MS),Life member of Indian Society Technical Education, Published 10 research papers in National and International Journals/Conferences. Attended various ISTE Workshops. Area of research includes Wireless Communication and Digital Signal Processing.



Mr. Mahesh T. Patil BE(Instrumentation) Dr. B A Marathwada University, MBA(Operations) pursuing from Welingkar Institute Mumbai, Presently working as Assistant General Manager in Department of Instrumentation Engineering in Deepak Fertilizers and Petrochemicals Corporation Ltd., Navi Mumbai (MS),Life member of Indian Society Technical Education, Certified Application Developer for DCS control systems, BVCI certified, Lead Auditor for Quality Management Systems, Faculty for internal training programs, Area of interest includes Design of Instrumentation and Control Systems