

# Production of Lipid by Oleaginous Yeasts *Metschinokiwa pulcherima* Using Agricultural Waste

Murugan .S<sup>1</sup>

<sup>1</sup> Asst. Professor, Civil Engineering Department, GCT, Coimbatore – 641013, India.

\*\*\*

## Abstract:

Fossil fuel consumption is increasing year on year but availability fossil fuel is getting decreased. Alternatives to fossil fuel are many. Among them Biodiesel is one of the alternative for liquid fossil fuel Biodiesel is obtained from a chemical reaction called transesterification. The reaction converts esters from long chain fatty acids into mono alkyl esters. Chemically, biodiesel commonly is a fatty acid methyl ester. Lipids include fatty acids, oils, waxes, sterols and triglycerides. Biodiesel is typically made by chemical reaction on lipids with an alcohol producing fatty acid esters. Lipids from Agricultural Waste is used as a resource for the preparation of biodiesel. It contains 25% Cellulose, 30% hemicelluloses 25%lignin. It was dried and ground in a mixer and further ground for 1hr in ball mill. Then they were dried and subjected to hydrolysis techniques such as acid and alkaline hydrolysis. After hydrolysis pH was adjusted as required for the species. After pH adjustment, media was autoclaved and inoculated with 6% of Microorganism. In this study, hydrolyzed agricultural wastes were used for culturing oleaginous yeast such as *Metschinokiwa pulcherima*. UV visible spectroscopy used to find the growth curve of microbes. Lipid extraction is done from the biomass obtained on acid hydrolysis and characterized by FTIR. It is found that 45 of biomass is converted into lipid. And this lipid can be used for biodiesel production.

**Keywords**—Agriculture waste, Hydrolysis, oleaginous yeast, biomass, Lipid.

## 1.Introduction

Biodiesel is technically defined as alkyl esters of long chain fatty acids derived from vegetable oils or animal fats. When used as fuel in diesel engines

and heating systems, biodiesel has many merits, such as high energy density, more favorable combustion emission profile, improved lubricating properties, and others. It is also an environmentally benign fuel compared to petroleum-based diesel, as biodiesel is renewable, biodegradable, non-toxic, and essentially carbon dioxide neutral. In brief, these merits make biodiesel a good sustainable energy carrier. The common way to produce biodiesel is by transesterification of pre-extracted triacylglycerides (TAG) with an alcohol. The majority of current research has concentrated on the base-catalyzed technology, since it is much faster than the acidcatalyzed process and the reaction conditions are moderated. However, the most profitable raw materials (e.g. waste cooking oils, low-value fats and brown greases) usually have a high content of free fatty acids (FFAs) and water, where alkaline catalysis produces soaps by neutralizing the FFAs and Saponifying TAG in the presence of residual water. Both soap formations are side-reactions, leading to partial consumption of the catalyst, reducing biodiesel yield, and significantly complicating subsequent purification processes. Thus, sensitivity to FFAs and moisture represents a severe issue for largescale production of biodiesel with those inexpensive feedstocks. Today, there is a major need for energy sources throughout the world. Domestic, industrial activities and automobiles requires energy resources. The use of vehicles is increasing nowadays with number of vehicles increasing year after year. Fossil fuels such as coal and oil are majorly utilised for energy resources are getting depleted due to domestic and other industrial activities. The usage of fossil fuels relating to global warming and other greenhouse gas emissions. During the fossil fuel usage, the carbon dioxide is emitted into the atmosphere and cause global warming. The better solution for this issues

is replacing the fossil fuel with biodiesel. Biodiesel have various advantages over fossil fuels. Vegetable oil based biodiesel was introduced and investigated in the 1890s, when Rudolph Diesel invented diesel engines to be used for machines in the agricultural sector (Orchad et al., 2007). Some of these includes reduced greenhouse gas emission and energy security. It is produced by the process of bio-diesel reaction of lipids and alcohol. Initially the lipids were extracted from edible and non-edible oils. But nowadays lipids were extracted from the oleaginous yeasts and algae. Use of food grains for biodiesel production has increased more concern and limited the edible oil usage. The non-edible oil needs lot of investment and resources. Hence researches were turned towards single cell oil for the production of biodiesel. Growth of single cell organisms required organic energy resources for their growth. Organic wastes are plenty available throughout the world. Hence, this study focuses on the preparation of organic waste specifically Agricultural waste. Depolymerisation of Agricultural waste and the growth of oleaginous yeasts namely *Metschnikowia pulcherrima* on depolymerized Agricultural waste for single cell oil. So, the biodiesel is produced from these wastes as a substrate.

Oleaginous microorganisms have the excess oil content of 20 % of the biomass weight. Oleaginous microorganisms such as yeasts, fungi, algae and bacteria are used for the production of microbial oils or single cell oils. Lipids are produced from the oleaginous microorganisms in the quantity of 40% of their biomass. Biodiesel is produced from the oleaginous yeasts such as *Yarrowialipolytica*, *Metschnikowia pulcherima* and *Lipomycesstarkeyi*.

## 2. Methods and materials

### 2.1. Sample collection

Agricultural waste collected from local field around in Coimbatore. Agricultural waste are inedible, they are used in various non-food applications as low-valuable waste materials. However, it was demonstrated that Agricultural waste can be considered as a valuable source of

bioactive components with high antioxidant properties.

### 2.2. Pretreatment

Agricultural waste was dried and ground in a mixer. Sample passing through 75 $\mu$  sieve was collected and further ground for 4hr in ball mill. Obtained particle was analyzed for its size in particle size analyser.

#### 2.2.1. Acid pretreatment

1g of sample, 3% of acid remaining 97 ml of water. Acid hydrolysis was carried out with H<sub>2</sub>SO<sub>4</sub> on the substrate. Varying concentrations of H<sub>2</sub>SO<sub>4</sub> solution was employed to optimize the required quantity. Heated at 120 $^{\circ}$ C at 15psi pressure in autoclave. Kept aside to cool for 24 hours and filtered.

#### 2.2.2. Alkali pretreatment

1g of sample, 3% of 0.1N of alkali on Sodium Hydroxide (NaOH) remaining 97% of water. Alkali hydrolysis was carried out with NaOH on the substrate. Varying concentrations of NaOH solution was employed to optimise the required quantity. Heated at 120 $^{\circ}$ C at 15psi pressure in autoclave. Kept aside to cool for 24 hours and filtered.

### 2.3. Microorganisms used for lipid production

The various oleaginous yeasts can be used for lipid production from the depolymerized substrate samples. The oleaginous yeasts used in this study is *Metschnikowia pulcherrima* in the optimum pH of 4.2.

### 2.4. Preparation of medium for culture

After hydrolysis Cooled and kept at stand by for 24 hours. Filtered with a whatman filter paper. After filtration pH was adjusted as required for the species. After pH adjustment, media was autoclaved and inoculated with 5% Microorganism. Culture was maintained at a temperature of 25 $^{\circ}$ C and 125 rpm in orbital shaker. In this study, hydrolyzed agricultural

wastes were used for culturing oleaginous yeast such as *Metschinokiwa pulcherima*. The yeasts strain inoculated in the laminar air flow chamber to prevent the entry of other microorganisms and it was grown under aerobic condition at 25°C in a rotary shaker at 160 rpm.

### 2.5. Biomass extraction

The grown biomass was separated from the liquid medium by centrifuging in a large volume centrifuge at 9000 rpm for 10 minutes and temperature 25°C. The supernatant was discarded and the pellet was recovered. After centrifuge the biomass was dried in 50°C.

### 2.6. Lipid extraction for alkaline hydrolyzed samples

The biomass from alkaline hydrolyzed sample was taken and the lipid was extracted by chloroform methanol method. Then, the lipid was analysed by FTIR.

#### 2.6.1. chloroform methanol method

The tissue is homogenized with chloroform/methanol (2/1) to a final volume 20 times the volume of the tissue sample (1g in 20 ml of solvent mixture). After dispersion, the whole mixture is agitated during 15 – 20 minutes in an orbital shaker at room temperature. The homogenate is either filtered (funnel with a folded filter paper) or centrifuged to recover the liquid phase. The solvent is washed with 0.2 volume (4 ml for 20ml) of water or better 0.9 % NaCl solution. After vortexing some seconds, the mixture is centrifuged at low speed (2000 rpm) to separate the two phases. Remove the upper phase by siphoning and kept it to analyze gangliosides or small organic polar molecules. If necessary (need of removing labelled molecules), rinse the interface one or two times with methanol/water (1/1) without mixing the whole preparation. After centrifuged and siphoning of the upper phase, the lower chloroform phase containing lipids is evaporated under vacuum in a rotary evaporator or nitrogen stream if the volume is under 2 – 3 ml.

#### 2.6.2. Lipid verification by FTIR

The lower layer in the centrifuge tube containing chloroform and the upper layer was lipid. The lipid was extracted and it was kept in the trough plate for running the analysis in the FTIR of PerkinElmer make. The samples were run at 4000 – 450 cm<sup>-1</sup> wave number and verified by Fourier transform Infrared spectroscopy (FTIR).

## 3. Results and discussions

### 3.1. Particle size analyse

#### 3.1.3. Particle size result for 4 hr

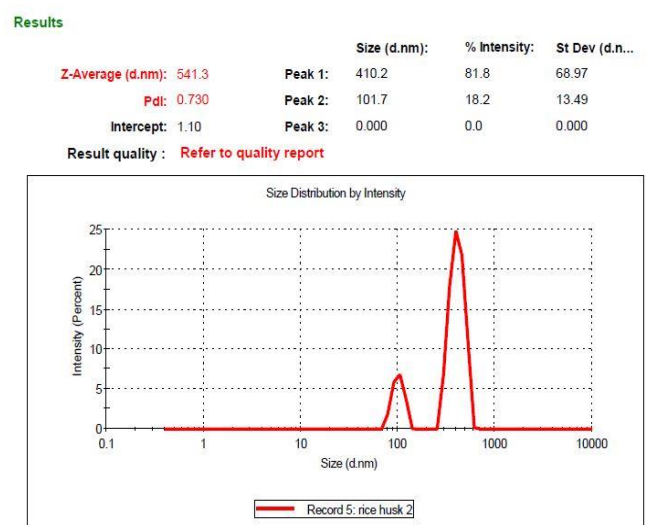


Fig 3.3. particle size result 4hr

From the graph the particle size is 101.7nm obtained on after 4hr grounded in ball mill. The particle size analyser is used for particle size analysis.

### 3.2. Growth curve analysis

#### 3.2.1. Growth curve of *Metschinokiwa pulcherima* on alkali pretreatment

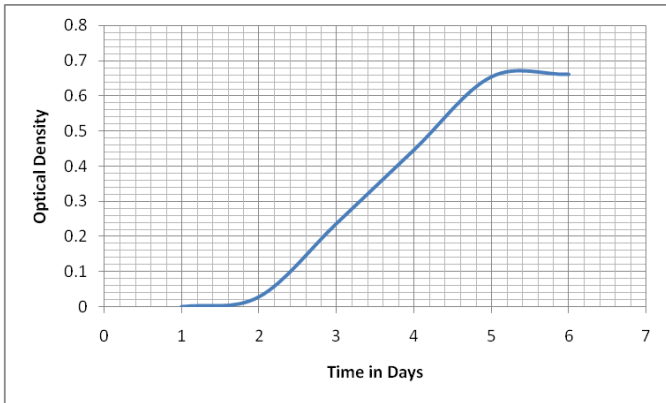


Fig 3.8. Growth curve of *Metschinokiwa pulcherima* on alkali pretreatment

From the graph the maximum growth of biomass on 5 days of alkali pretreatment on *Metschinokiwa pulcherima*. The optical density 0.653 was measured on 640 nm.

### 3.2.6. Growth curve of *Metschinokiwa pulcherima* on acid pretreatment

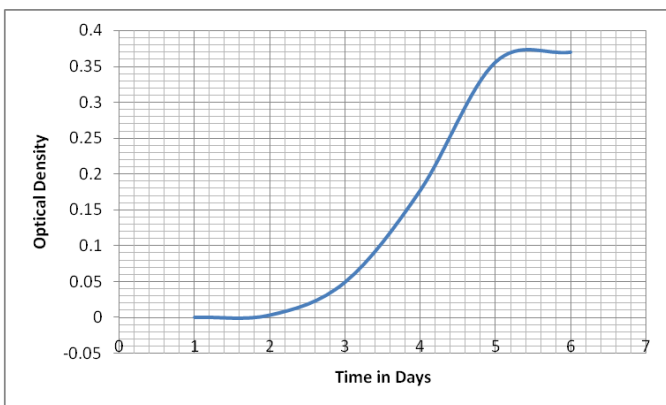


Fig 3.9. Growth curve of *Metschinokiwa pulcherima* on acid pretreatment

From the graph the maximum growth of biomass in 5 days on acid pretreatment of *Metschinokiwa pulcherima*. The optical density 0.356 was measured on 640 nm.

## 3.3. FTIR result

### 3.3.1. *Metschinokiwa pulcherima* FTIR analysis

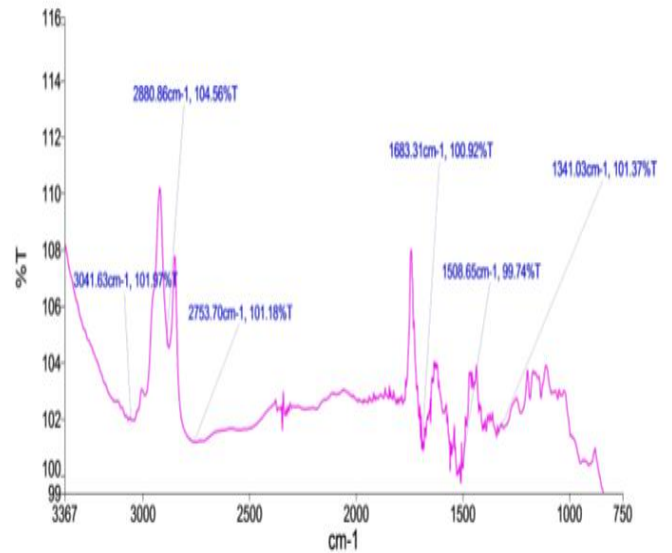


fig 3.10. *Metschinokiwa pulcherima* FTIR analysis

From the graph the lipid present in 60 % of *Metschinokiwa pulcherima*.

Description	Library name	Score
BUTYL STEARTE	FLUKA	0.605969
METHYL LINOLEATE NATURAL	FLUKA	0.605905
ETHYL PALMITATE	FLUKA	0.572093
METHYL ELAIDATE GC REFERENCE	FLUKA	0.543203

60% of Lipids present are measured on FTIR.

### 3.4. Lipid extraction

Table 3.1. lipids obtained from biomass

Species	Glucose (mg/l)	Biomass (mg/l)	Lipids (mg/l)
<i>Metschinokiwa pulcherima</i>	200	132	59.4

From the table the maximum lipid produced by *Metschinokiwa pulcherima* on 59.4 mg/l

### 4. Conclusion

Agricultural waste was collected from local fields around in Coimbatore. Agricultural waste was collected and dried was ground in a mixer and further ground for 4hr in ball mill. From the particle size analysis result 4hr, particle size obtained was 101.7nm. Then they were dried and subjected to various hydrolysis techniques such as acid hydrolysis & alkaline hydrolysis. After hydrolysis pH was adjusted to 4.2. After pH adjustment, media was autoclaved and inoculated with Microorganism. In this study, hydrolyzed agricultural wastes were used for culturing oleaginous yeast *Metschinokiwa pulcherima*,. UV visible spectrophotometer is used for studying biomass growth. From the result the maximum biomass growth was reached on 5th day . The optical density 0.766 was measured at 640 nm. From this biomass, high amount of lipids can be extracted. Folch method is used for lipid extraction. The FTIR used to analyse the lipid

content . The, *Metschinokiwa pulcherim* is produced lipid of 59.4mg/l which is about 60% percentage of biomass.

### REFERENCES

[1] AbulKalam Azad1, Abu Yousuf2, Atia Ferdoush1, Md. Mahbub Hasan1, Md. Rezaul Karim3 and Asraful Jahan1, 2014, Production of Microbial Lipids from Rice Straw Hydrolysates by *Lipomycesstarkeyi* for biodiesel.Microbial & Biochemical Technology.

[2]VajihehFadaei and Mania Salehifar, 2012,Rice husk as a source of dietary fiber,Annals of Biological Research, 2012, 3 (3):1437-1442.

[3]Prof. DomenicoPirozzi, 2010, Conversion of Agro-industrial Wastes into Lipids Suitable for Biodiesel Production.

[4] Robert Wild1, Satish Patil2, Milan Popovi1, Mark Zappi2, Stephen Dufreche2 and Rakesh Bajpai2, 2010,Lipids from *Lipomycesstarkeyi*.Beuth University of Applied Sciences, Department for Life Sciences and Technology Berlin,

[5]Navneeth & kiran m sannakki, 2010,comparative study of biogas production using kitchen waste and poultry waste, International Journal of Computational Sciences.

[6]Madonna Shalma S, Ranjitha J, Vijayalakshmi S,2016, Utilization of Agro Waste as Carbon Sources for high Lipid Production by *Aspergillus Niger*, International Journal of ChemTech Research ISSN: 0974-4290 Vol.9, No.03 pp 635-639.

[7]E.G. bligh and W.J. dyer, 1959, A Rapid method of total lipid extraction and purification,Canadian Journal of Biochemistry and Physiology.

[10] Bryan R. Moser, 2009, biodiesel production, properties, and feedstock, in vitro cell. Dev.biol.-plant, 229-266.

[9] Michael Hall and Colin Ratledge, 2000, lipid accumulation in an oleaginous yeast (candida 107) growing on glucose in single-stage continuous culture, Appl Environ Microbial., 33(3): 577-584.

[10] "Optimization of Culture Conditions for the Highest Lipid Production from some Oleaginous Fungi for Biodiesel Preparation" Thanaa H. Ali Asian Journal of Applied Sciences (ISSN: 2321 - 0893) Volume 02 - Issue 05, October 2014.

[11] T. Eevera, K. Rajendra, S. Saradha, 2009, Biodiesel production process optimisation and characterisation to assess the suitability of the product for varied environmental conditions, Renewable Energy Volume 34, issue 3, 762-765.