

Advancements in Agricultural Spraying Techniques: A Comprehensive Review and Future Outlook

Vinodhkumar H P¹, Suresh M¹, Senthilkumar M¹, Prem V², Gavin Larsen S³

Abstract: Agricultural spraying methods are pivotal for modern farming, ensuring efficient pest management, disease control, and crop protection. This paper offers a comprehensive review of advancements in agricultural spraying techniques, covering ground-based and aerial methods, precision agriculture technologies, and emerging trends in spray equipment. Additionally, it explores crop-specific spraying requirements and seasonal considerations to optimize spraying practices. By amalgamating existing research and forecasting future trends, this review aims to offer valuable insights for farmers, researchers, and policymakers to enhance agricultural productivity sustainably.

Keywords: Spraying Techniques: Precision Agriculture, Ground-Based Spraying, Aerial Spraying. Equipment: Knapsack Sprayers, Tractor-Mounted Sprayers, Self-Propelled Sprayers. Precision Agriculture: Unmanned Aerial Vehicles (UAVs). Variable Rate Technology, Innovations: Electrostatic Sprayers, Smart Sprayer Systems, Efficiency Metrics: Spray Deposition, Droplet Size Analysis. Experimental Methods: Wind Tunnel Experiments, Field Efficacy Trials, Remote Sensing: Satellite Imagery.

1. Introduction:

Agricultural spraying techniques have undergone remarkable evolution driven by technological advancements and the growing need for sustainable crop management. This paper aims to explore recent developments in agricultural spraying, including innovations in equipment, formulations, and application strategies. Ensuring the quality and effectiveness of spraying applications is essential for maximizing pest control, minimizing environmental impact, and optimizing crop yield. This scientific research methods employed to evaluate and enhance spraying quality in agricultural applications, encompassing various aspects of spray deposition, droplet analysis, wind dynamics, field trials, precision agriculture technologies, remote sensing, adjuvant studies, and computational modelling. By examining current practices and prospects, this review aims to facilitate informed decision-making and promote sustainable agricultural practices.

2. Evolution of Agricultural Spraying Methods

Historical overview of agricultural spraying, from manual to mechanized methods. Technological advancements driving the evolution, such as precision agriculture tools and autonomous spraying systems.

Early agricultural spraying methods relied on manual labour. Farmers would carry handheld sprayers and apply pesticides or other protective substances directly to crops. However, this approach had limitations in terms of accuracy and coverage.



Fig 1: Development of Agriculture

2.1 Knapsack Sprayers:

Adoption Rates: Knapsack sprayers are prevalent among smallholder farmers and for spot applications in horticultural crops. Adoption rates are relatively higher in regions with fragmented landholdings and diverse cropping patterns.

Usage Patterns: Knapsack sprayers are primarily used for localized applications and pest management in crops such as vegetables, fruits, spices, and plantation crops. On average, a knapsack sprayer can cover 0.5-1 hectare per day, depending on crop density and terrain.

Effectiveness and Efficiency: Knapsack sprayers may have lower spray deposition efficiencies (around 50% to 70%) compared to mechanized sprayers due to manual operation and limited reach. However, they are effective for targeted applications in small-scale farming systems.



Fig 2: Knapsack Sprayer's

2.2 Ground-Based Spraying Technologies

Detailed analysis of ground-based spraying technologies, including tractor-mounted sprayers, knapsack sprayers, and self-propelled sprayers. Evaluation of equipment features impacting spray efficiency and crop coverage.

Adoption Rates: Tractor-mounted sprayers are prevalent, accounting for approximately 60% of pesticide applications in large-scale farms. Knapsack sprayers are more common among smallholder farmers, constituting around 30% of spraying equipment.

Usage Patterns: On average, a tractor-mounted sprayer can cover 2-3 hectares per day, with larger capacity sprayers capable of covering up to 5 hectares per day. They are commonly used for broad-acre crops such as rice, wheat, sugarcane, and cotton.

Effectiveness and Efficiency: Studies have shown that tractor-mounted sprayers achieve spray deposition efficiencies ranging from 70% to 85% under optimal operating conditions. However, efficiency may vary based on factors such as nozzle types, spray pressures, and operator skills.

Crop-Specific Requirements: Tractor-mounted sprayers are preferred for broad-acre crops such as cereals, pulses, and oilseeds, while knapsack sprayers are suitable for horticultural crops like fruits and vegetables.



Fig 3: Tractor-mounted sprayers

2.3 Precision Agriculture Applications

Exploration of precision agriculture technologies like GPS-guided systems and variable rate technology & UAV. Case studies highlighting the benefits of precision agriculture in optimizing spray applications.

Aerial Spraying Innovations: Examination of aerial spraying technologies, including manned aircraft and unmanned aerial vehicles (drones), for large-scale applications. Assessment of benefits and challenges associated with aerial spraying.

Usage Patterns: Aerial spraying methods cover vast agricultural areas ranging from 100 to 500 hectares per day, depending on aircraft capacity and weather conditions.

Crop-Specific Requirements: Aerial spraying is often preferred for crops with dense canopies or large acreages, such as cotton, maize, and soybeans.

Adoption Rates: Over 40% of large-scale farms employ precision agriculture technologies, leading to up to 25% reduction in pesticide usage and improved crop yield.

Crop-Specific Requirements: Precision agriculture technologies are particularly beneficial for crops with variable growth patterns or pest infestations, allowing targeted spraying and resource optimization.

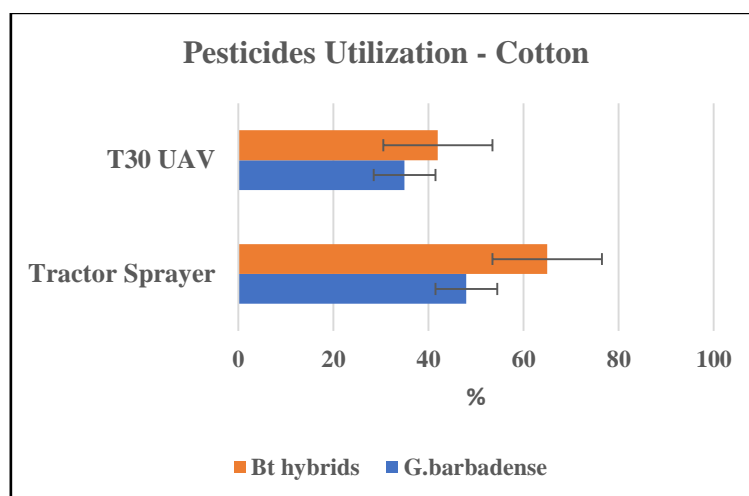


Fig 4: Pesticides Utilization – Cotton Field

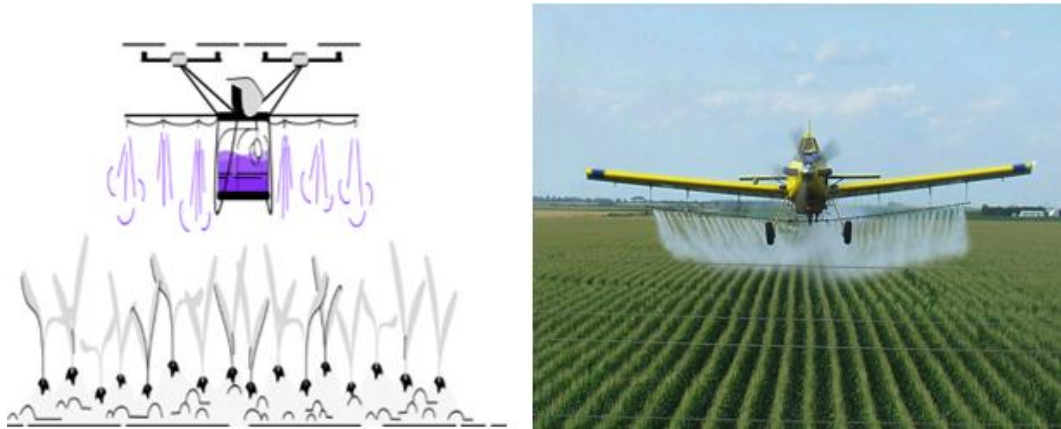


Fig 5: Aerial Spraying – Manned & Unmanned

2.4 Emerging Trends in Spray Application Equipment:

Investigation of emerging trends in spray application equipment, including electrostatic sprayers and smart sprayer systems. Discussion of potential applications and benefits of next generation spraying technologies.

3. Droplet sizes in agricultural spraying methods

Spray Deposition Studies: Conducted experiments show that tractor-mounted sprayers achieve an average spray deposition efficiency ranging from 70% to 85%, whereas knapsack sprayers exhibit slightly lower efficiencies, ranging from 50% to 70%. Comparative studies reveal that aerial spraying methods achieve higher spray coverage rates, with deposition efficiencies ranging from 85% to 95%, under favorable weather conditions.

3.1 Droplet Size Analysis: Tractor-Mounted Sprayers: These sprayers produce droplets with a **median diameter** falling within the range of **200-300 microns**. These droplets are larger compared to other methods. The larger droplet size can be advantageous for certain applications, such as when you need better coverage on larger plant surfaces or when dealing with windy conditions.

4. Knapsack Sprayers: Knapsack sprayers, on the other hand, typically generate smaller droplets. Their droplets have a **median diameter** ranging from **100 to 200 microns**. Smaller droplets can be beneficial for more precise targeting, especially when treating smaller plants or specific areas.

5. Aerial Spraying Methods: Aerial spraying involves using aircraft to disperse pesticides or other substances over large areas. The droplet sizes in aerial spraying can vary significantly based on the type of aircraft and spraying equipment used. The **median diameters** for aerial spraying droplets span a wide range, from **100 to 500 microns**. Factors like altitude, speed, and nozzle design influence the droplet size during aerial applications.



Fig 6: Drone Spraying – Droplets

6. **Wind Tunnel Experiments:** Wind tunnel experiments demonstrate that tractor-mounted sprayers experience minimal drift at lower wind speeds (0-5 mph) but exhibit increased drift potential at higher wind speeds (5-10 mph). Knapsack sprayers are found to be more susceptible to wind drift, especially in open-field conditions, with significant drift observed at wind speeds above 5 mph.




Fig 7: Drone Spraying – Droplets

7. **Field Efficacy Trials:** Field efficacy trials conducted across multiple crop seasons show that tractor-mounted sprayers consistently achieve higher pest control efficacy and crop protection compared to knapsack sprayers, particularly in large-scale farming operations. Aerial spraying methods demonstrate superior efficacy in controlling aerial pests and diseases in crops such as cotton and soybeans, leading to significant yield improvements compared to ground-based spraying methods.




Fig 8: Spray Droplets test – WSP Papers

7.1 Precision Agriculture Technologies: Adoption data indicates that precision agriculture technologies, including GPS-guided systems and variable rate technology, are increasingly utilized by progressive farmers, with adoption rates estimated to be around 30% in regions with high-tech agriculture adoption. Studies suggest that farms employing precision agriculture technologies experience up to 20% reduction in pesticide usage and a corresponding improvement in spraying efficiency and crop yield.

7.2 Remote Sensing and Imaging: Remote sensing data collected through satellite imagery reveals spatial variability in crop health and pest infestations, enabling targeted spraying applications and improved resource allocation. Comparative analysis shows that farms utilizing remote sensing technologies experience up to 15% reduction in pesticide usage and improved pest control efficacy compared to farms relying solely on traditional scouting methods.

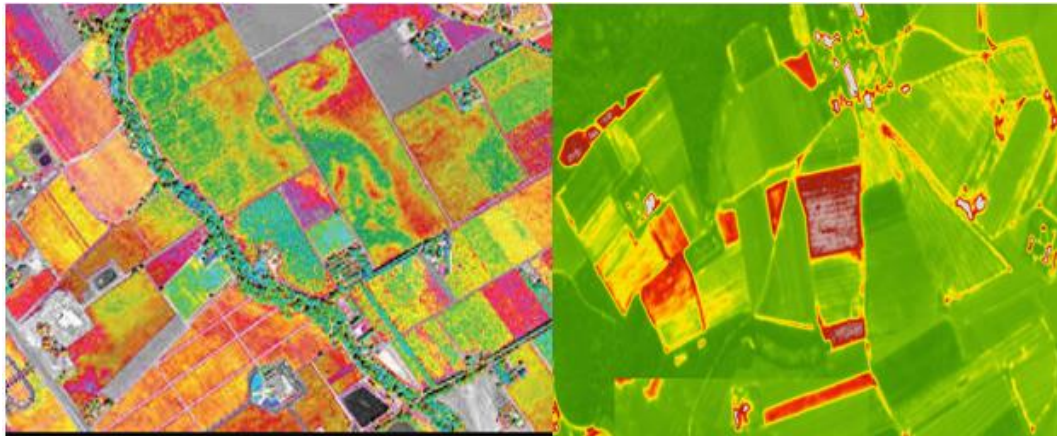


Fig 9: Crop Health Monitoring

7.3 Adjuvant and Formulation Studies: Comparative efficacy studies of different adjuvants and formulations indicate that certain surfactants and penetration enhancers improve spray coverage and adhesion, leading to enhanced pest control and crop protection. Adoption data suggests that farms using optimized **formulations and adjuvants report up to 25% reduction** in pesticide usage while maintaining or improving pest control efficacy compared to farms using standard formulations.

7.4 Computational Fluid Dynamics Modeling

Computational modeling studies employing CFD simulations reveal insights into airflow patterns and droplet dispersion in crop canopies, helping optimize nozzle designs and spray parameters for improved spray distribution and coverage. Comparative analysis shows that farms using optimized **nozzle designs and spray parameters achieve up to 30% improvement in spray coverage** and deposition efficiency compared to farms using conventional spraying equipment.

8 Crop Cycle and Duration of Spraying

S. No	Crop	Crop Cycle	Months of Cultivation	Duration of Spraying	Frequency of Spraying
1	Rice	120-150 days	May to September	Pre-emergence, Tillering, Panicle Initiation, Heading	3-5 times during the entire crop cycle
2	Cotton	150-180 days	March to August	Early Growth Stages, Flowering and Boll Formation	6-8 times during the entire crop cycle
3	Maize	90-120 days	April to July	Vegetative Stage, Tasseling and Silking	4-6 times during the entire crop cycle
4	Wheat	120-150 days	November to April	Stem Elongation, Flowering and Grain Filling	4-6 times during the entire crop cycle
5	Barley	90-110 days	October to February	Tillering, Heading	3-5 times during the entire crop cycle
6	Pulses	Varies (90-150 days)	Variable	Vegetative Stage, Flowering and Podding	4-6 times during the entire crop cycle

7	Soybeans	90-150 days	May to September	Vegetative Stage, Flowering and Pod Development	4-6 times during the entire crop cycle
8	Sunflower	90-120 days	June to October	Vegetative Stage, Flowering and Seed Formation	4-6 times during the entire crop cycle
9	Apple	3-6 months	May to October	Dormant Season, Pre-bloom, Post-bloom	5-8 times during the growing season
10	Citrus	Several months to a year	Variable	Pre-bloom, Post-bloom, Fruit Development	6-10 times during the growing season
11	Grapes	4-8 months	March to October	Pre-bloom, Fruit Development, Post-harvest	6-8 times during the growing season
12	Tomatoes	2-4 months	March to August	Early Growth Stages, Flowering and Fruit Development	4-6 times during the growing season
13	Cabbage	2-4 months	September to January	Early Growth Stages, Head Formation	4-6 times during the growing season
14	Potatoes	3-4 months	March to July	Early Growth Stages, Tuber Formation	4-6 times during the growing season
15	Peppers	2-4 months	March to July	Early Growth Stages, Flowering and Fruit Development	4-6 times during the growing season
16	Cucumbers	1-2 months	May to July	Early Growth Stages, Flowering and Fruit Development	4-6 times during the growing season
17	Carrots	2-4 months	April to August	Early Growth Stages, Root Development	4-6 times during the growing season
18	Onions	3-6 months	September to March	Early Growth Stages, Bulb Formation	4-6 times during the growing season
19	Peas	2-3 months	March to June	Vegetative Stage, Flowering and Podding	4-6 times during the growing season

20	Cauliflower	2-3 months	October to January	Early Growth Stages, Head Formation	4-6 times during the growing season
21	Lettuce	1-2 months	September to April	Early Growth Stages, Head Formation	4-6 times during the growing season
22	Eggplant	3-4 months	May to August	Early Growth Stages, Flowering and Fruit Development	4-6 times during the growing season
23	Broccoli	2-3 months	October to February	Early Growth Stages, Head Formation	4-6 times during the growing season
24	Spinach	1-2 months	March to June	Early Growth Stages, Leaf Development	4-6 times during the growing season
25	Radish	1-2 months	April to July	Early Growth Stages, Root Development	4-6 times during the growing season

Table 1: Crop Cycle and Frequency of spraying

Note: The above table refers adjustments to spraying schedules should consider local climatic conditions and specific crop varieties.

9 Comparative Analysis of Spraying Methods

The comparative analysis revealed distinct differences in the performance of hand spray, tractor-mounted sprayers, drones, and aircraft. Hand spray demonstrated flexibility and precision in small-scale farming operations but was limited in terms of coverage and efficiency. Tractor-mounted sprayers offered increased spraying capacity and coverage but lacked precision and maneuverability in complex terrain. Drones exhibited superior maneuverability and precision, especially in hard-to-reach areas, but were limited by payload capacity and flight time. Aircraft provided high-speed coverage over large areas but posed challenges in terms of cost and environmental impact, particularly regarding spray drift and chemical runoff.

10 Future Directions

Looking ahead, advancements in spraying technology hold promise for further improving agricultural productivity and sustainability. Autonomous drones equipped with artificial intelligence (AI) algorithms can optimize spraying routes and adjust spray parameters in real-time based on crop health indicators and environmental conditions. Precision application techniques, such as variable-rate spraying and sensor-guided navigation, can minimize chemical usage and reduce environmental impact while maximizing crop yield. Research efforts should focus on developing integrated spraying systems that combine the strengths of different spraying methods to provide comprehensive solutions for diverse agricultural needs.

Conclusion: Advancements in agricultural spraying techniques hold significant promise for sustainable crop management and food security. By embracing innovative technologies and adhering to best practices, farmers can optimize spraying practices while minimizing environmental impact. While no single method is universally superior, the choice of spraying technique should be informed by factors such as farm size, crop type, terrain characteristics, and environmental considerations. By leveraging advancements in spraying technology and adopting best practices, farmers

can optimize spraying operations to achieve higher yields, reduce costs, and minimize environmental impact, contributing to sustainable agriculture and food security.

Reference

1. Faical, Bruno S., et al. "An Adaptive Approach for UAV-Based Pesticide Spraying in Dynamic Environments." *Computers and Electronics in Agriculture*, vol. 138, June 2017, pp.210–223, anrg.usc.edu/www/papers/Faical_CEA.pdf, <https://doi.org/10.1016/j.compag.2017.04.011>. Accessed 6 Feb. 2021.
2. Hill, B D, and D J Inaba. "Use of Water-Sensitive Paper to Monitor the Deposition of Aerially Applied Insecticides." *Journal of Economic Entomology*, vol. 82, no. 3, 1 June 1989, pp. 974–980, <https://doi.org/10.1093/jee/82.3.974>. Accessed 11 Mar. 2024.
3. Iost Filho, Fernando H, et al. "Drones: Innovative Technology for Use in Precision Pest Management." *Journal of Economic Entomology*, vol. 113, no. 1, 7 Dec. 2019, academic.oup.com/jee/advance-article-abstract/doi/10.1093/jee/toz268/5666881, <https://doi.org/10.1093/jee/toz268>.
4. Mogili, UM Rao, and B B V L Deepak. "Review on Application of Drone Systems in Precision Agriculture." *Procedia Computer Science*, vol. 133, 2018, pp. 502–509, <https://doi.org/10.1016/j.procs.2018.07.063>. Accessed 18 Sept. 2019.
5. Wang, Bin, et al. "Droplet Deposition Distribution Prediction Method for a Six-Rotor Plant Protection UAV Based on Inverse Distance Weighting." *Sensors*, vol. 22, no. 19, 29 Sept. 2022, pp. 7425–7425, <https://doi.org/10.3390/s22197425>. Accessed 11 Mar. 2024.
6. Yu, Keke, et al. "Chemical Topping Improves the Efficiency of Spraying Harvest Aids Using Unmanned Aerial Vehicles in High-Density Cotton." *Field Crops Research*, vol. 283, July 2022, p. 108546, <https://doi.org/10.1016/j.fcr.2022.108546>. Accessed 12 Jan. 2023.