

# Utilizing LabVIEW for Varied Control Strategies in Data Acquisition Systems

Er. Walse Ayush Rajesh<sup>1</sup>, Dr. Walse Rajesh Sudhakar<sup>2</sup>

<sup>1</sup> Ex. Student, Instrumentation department, AISSMS IOIT, Pune, INDIA

<sup>2</sup> Assistant Professor (Comp- Sci) & Head, Deptt of Dairy Business Management, CDTW, Pusad, (M.A.F.S.U, Nagpur), INDIA (Corresponding author)

\*\*\*

**Abstract** - LabVIEW is a perfect tool for real-time data acquisition because it is simple to learn, deploy, and develop prototype models. It also has the ability to perform complex algorithms in real-time. This article focuses on the fundamental idea behind LabVIEW's development environment as well as illustrations of various control actions and simulation results. LabVIEW application is used to easily create computer connection. Different control actions are studied through simulation, and the results can be seen in the LabVIEW graphical interface. The software's graphical icon source code makes it incredibly user-friendly. The LabVIEW front panel's GUI and ability to pick or set the desired type set point allow it to assist with a variety of measurement outcomes.

proves especially valuable within hazardous or remote settings where direct accessibility is constrained.

The impetus driving this research arises from the demand for precise methodologies to fashion low-cost instruments catering to signal analysis, encompassing parameters like temperature, pressure, level, displacement, and strain. The aim is to enhance the performance of a multitude of instruments across aspects such as acquisition, linearity, sensitivity, accuracy, and resolution. Employing the system engineering prowess inherent in the Laboratory Virtual Instrument Engineering Workbench, improvements are sought in signal conditioning circuits, bolstered by remote indication technology powered by LabVIEW.

**Key Words:** pressure control, traffic light control, integral control, proportional control, and LabVIEW.

## 2. CONTROLLERS

### 1. INTRODUCTION

LabVIEW stands as a widely embraced software platform within the realm of the process industry. Its popularity stems from its capacity to deliver an intuitive graphical interface, adept data acquisition and analysis tools, as well as a versatile programming environment [1]. With LabVIEW, the development of real-time monitoring and control systems becomes feasible across an array of processes, spanning chemical manufacturing, power generation, and water treatment [2]. This software platform exhibits the ability to seamlessly interface with diverse instruments and sensors, thereby enabling the collection and analysis of process data. Moreover, LabVIEW empowers the provisioning of control signals to regulate process variables [3]. Through its adaptable nature, LabVIEW facilitates the real-time capture and scrutiny of process data from an assortment of origins, encompassing sensors, controllers, and other instruments. This platform can be tailored to effectuate real-time data analysis, presenting engineers and operators with graphical and statistical tools essential for informed decision-making [4].

LabVIEW-based instruments present an economical, reliable, and versatile solution for capturing and analyzing an array of process signals, encompassing temperature, level, pressure, and displacement. Among these, pressure holds paramount importance as a pivotal process parameter warranting meticulous measurement and regulation across diverse sectors. Manufacturing applications specifically necessitate robust, high-performing, and interoperable software solutions. In this context, the integration of a proportional controller emerges as a noteworthy avenue, promising heightened precision and accuracy in process variable control, surpassing the efficacy of manual oversight. This augmentation bears the potential to yield enhanced product quality, heightened operational efficiency, and curtailed wastage.

### 2.1 Proportional Controller

A proportional controller represents a category of control systems wielded within industries to govern a process variable, be it temperature, pressure, flow rate, or others, aligned with a designated set point [5]. The controller's functionality hinges on imparting a control signal that maintains proportionality with the disparity between the established set point and the actual measured process variable. The block diagram in Figure 1 delineates the schematic visualization of a proportional controller.

LabVIEW also emerges as a potent tool for the development of remote monitoring and control systems. This capability empowers engineers and operators to oversee and regulate processes remotely. This attribute

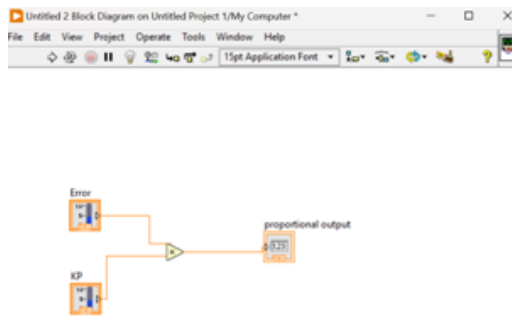


Figure 1. LabVIEW block diagram for Proportional Controller

The proportional controller plays a pivotal role in upholding a steady set point, a critical necessity for industries reliant on unwavering process parameters to ensure both product quality and safety.

Moreover, the deployment of a proportional controller contributes to enhanced energy efficiency through precise regulation of the process variable. This, in turn, engenders cost reductions and a consequent diminution of carbon emissions. Leveraging a proportional controller facilitates process automation and optimization, culminating in heightened productivity and decreased labor expenses.

A distinctive trait of proportional controllers lies in their reliability and low maintenance requirements, thereby mitigating downtime and curbing maintenance expenditures.

$$P = K_p e(t) \quad (2.1)$$

$K_p$  is the constant relating error

### 1.1 Integral Controller

A proportional controller embodies the fundamental archetype of a control system, employing solely the proportional term to modulate the output based on the error signal. In the realm of control, the PI controller introduces an integral component aimed at rectifying any persistent deviation within the system's steady-state condition [6].

Mathematically, the PI controller is expressed as:

$$P = K_I \int e(t) dt + P(0) \quad (\text{Equation 2.2})$$

Here,  $K_I$  represents the constant that links the error and the initial output of the controller ( $P(0)$ ) when integral action commences. While a proportional controller might suffice to meet process requisites and furnish stable control in certain instances, more intricate processes may necessitate the incorporation of a PI controller. The latter augments precision in control, curbs steady-state errors, and heightens stability. Integral action is depicted in Figure 2.

Furthermore, a PI controller exhibits enhanced efficacy in addressing process fluctuations, such as load disturbances, by adeptly adjusting the output to counterbalance deviations from the designated set point. Controller action and behavior are enumerated in Table 1.

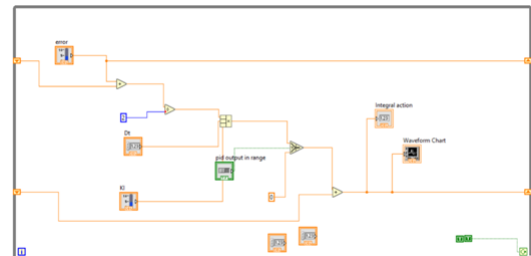


Figure 2. Integral action block diagram in labVIEW

Table 1 Controller Behavior & Application

Controller	Initial behavior	Steady State behavior	Application
P	Rapid action	Persistent offset error	Appropriate for minor load variations
I	Gradual action	Error signal converges to zero	Enhanced for steady-state responses

### 2.1 Pressure Controller

LabVIEW incorporates robust tools for data acquisition and analysis, empowering users to gather, manipulate, and scrutinize data originating from the pressure control system. This capability proves instrumental in enhancing comprehension of the process, detecting patterns, and fine-tuning control parameters to elevate overall performance.

Facilitating tailored solutions, LabVIEW permits the configuration of the pressure control system to precisely align with the unique demands of the given application [7]. Moreover, LabVIEW affords users the creative latitude to forge bespoke control algorithms and user interfaces, thus facilitating seamless adaptation to evolving process prerequisites.

Enabling real-time oversight, LabVIEW empowers users with the ability to swiftly detect and respond to shifts within the process dynamics, a facet that profoundly refines process control while mitigating the perils of errors or operational interruptions [8]. Refer to Figure 3 for a depiction of the pressure measurement component.

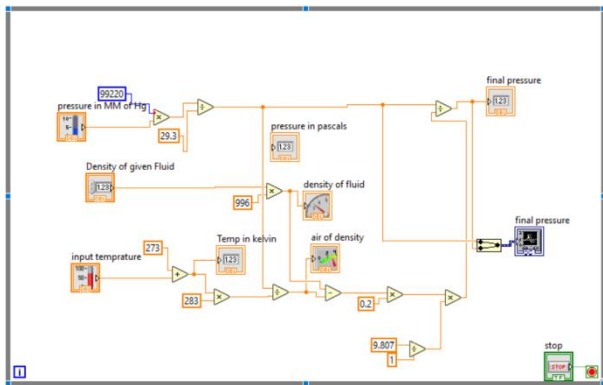


Figure 3. Block diagram for pressure measurement in labVIEW

LabVIEW seamlessly integrates with diverse hardware and software components, facilitating the effortless assimilation of the pressure control system into an interconnected framework of systems and processes. This cohesive integration stands to enhance the holistic system performance while concurrently streamlining intricacies.

### 2.2 Traffic Signal Controller

Implementing traffic light control through LabVIEW software can be a relatively uncomplicated endeavor. Begin by establishing a connection between the traffic lights and a data acquisition device or microcontroller, both amenable to LabVIEW's control [9]. This intermediary device should subsequently link to the LabVIEW-operated computer through a communication protocol like serial, USB, or Ethernet. Employ LabVIEW to develop a program primed for traffic light management. This program necessitates the capacity to dispatch directives to the data acquisition device or microcontroller, orchestrating the activation and deactivation of traffic lights in accordance with a pre-established sequence [10].

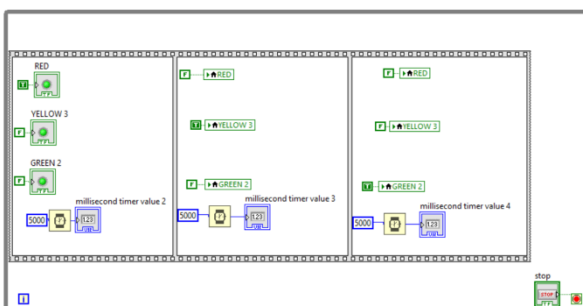


Figure 4. Block diagram for traffic light control in labVIEW

Leverage LabVIEW to enact the traffic signal sequence, commonly encompassing a rotation of green, yellow, and red lights for each traffic direction [11]. This sequence ought to incorporate timing parameters to facilitate light transitions in response to traffic dynamics. Rigorously assess the

functionality of the traffic light control program through testing, rectifying any anomalies that emerge during this phase. Subsequently, introduce the traffic light control system to the operational environment, confirming its consistent and secure operation.

Refer to Figure 4 for a visual representation of the LabVIEW block diagram illustrating the traffic light control mechanism.

### 3. RESULTS

In proportional control, the controlling signal varies in direct proportion to the error signal, whereas integral action involves combining the proportional error signal with the integral of the error signal. Additionally, distinct pressure variables are employed to regulate power plant operations, underscoring the significance of tailoring diverse controller actions to suit varying applications.

#### 3.1 Proportional and Integral Control Mechanic

Figure 5, Figure 6, Figure 7 and Figure 8 show the results of all different controller considered.

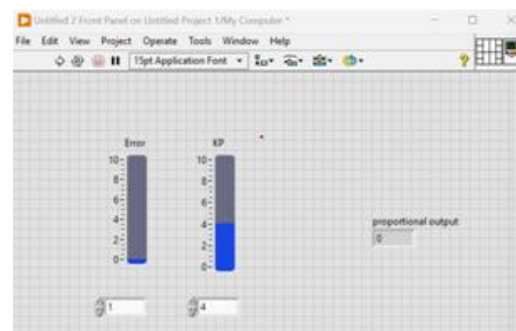


Figure 5. The proportional constant with error and proportional output.

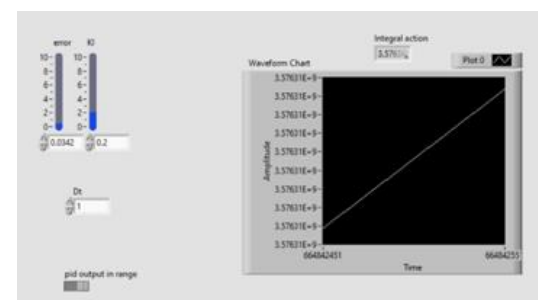


Figure 6. The waveform of the Integral action results.

By utilizing the visual programming language LabVIEW, it becomes feasible to devise a system aimed at addressing daily traffic challenges. Among the array of available options, the widely used LabVIEW from National Instruments stands out as a versatile general-purpose programming

environment. Its graphical code development interface empowers system-level developers to swiftly prototype and experiment with novel concepts.

### 3.2 Pressure Control

The sustained functioning of a thermal power plant hinges on the meticulous regulation and management of temperature and pressure. This comprehensive process is bifurcated into two primary segments, both employing dedicated temperature and pressure sensors, overseen by real-time control programs.

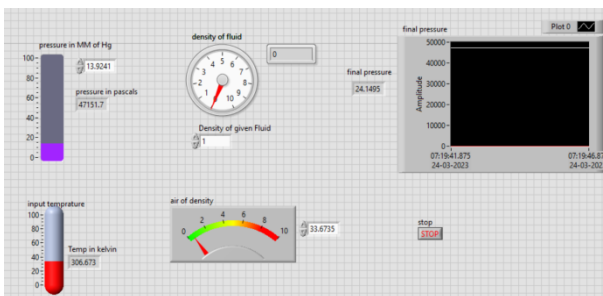


Figure 7. Front panel for pressure control in labVIEW

### 3.3 Management Traffic Signal Control

The pressing demand for pioneering technology and advanced equipment is evident, aiming to enhance traffic control algorithms. This imperative arises from the escalating challenges posed by urban traffic congestion and the surge in road accidents. The LabVIEW simulation model facilitates the precise timing of traffic signal operations within this context.

Furthermore, this model serves as a foundation for potential expansion, enabling the adjustment of traffic light intervals in response to varying traffic densities or through alternative practical approaches.

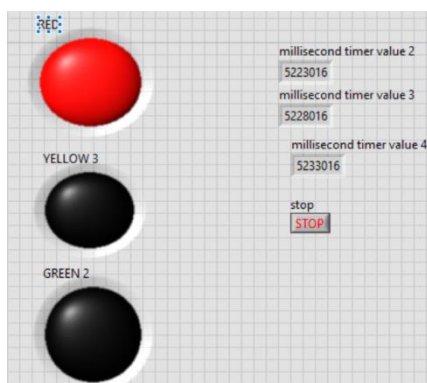


Figure 8. Front panel of traffic light control

## 4. CONCLUSION

The efficacy of pressure control was explored through LabVIEW experimentation. Presently, a majority of process industries possess the capability to concurrently oversee and govern an extensive array of processes within their manufacturing operations. This comprehensive global monitoring and control framework holds the potential to enhance both plant safety and process efficiency. Centralized monitoring plays a pivotal role in upholding plant safety. The inclusion of a proportional controller contributes to heightened system stability by mitigating steady-state errors. LabVIEW facilitates a user-driven interface for equipment interaction, laboratory measurements, data visualization, and analysis, bolstered by an extensive collection of preconfigured library functions and programmed tools. Virtual instruments constructed using LabVIEW offer a range of benefits, encompassing alarm management, historical data tracking, security measures, networking capabilities, industrial input/output support, and business connectivity. This versatile functionality enables seamless connection to a diverse spectrum of industrial devices, spanning PLCs, industrial networks, and data acquisition boards. This paper outlines the methodology employed in designing and regulating the control model for a Cross-type Intersection. The precision in crafting models that faithfully represent real-world traffic processes is indispensable for the effective design and control of traffic models.

## 5. REFERENCES

- [1]. Mao, J., Cheng, X., Zhao, H., Sheng, H., Zhou, C., & Zhang, B. (2019, June). Design of Data Acquisition and Processing System Based on LabVIEW for a Mie lidar. In *2019 14th IEEE Conference on Industrial Electronics and Applications (ICIEA)* (pp. 1942-1946). IEEE.
- [2]. Dhanraj, J. A., Ramanathan, K. C., Priyadharsini, S., Jayaraman, P., & Sankar, M. J. (2020, December). Boiler temperature and pressure monitoring system for thermal power plant through LabVIEW. In *IOP Conference Series: Materials Science and Engineering* (Vol. 988, No. 1, p. 012079). IOP Publishing.
- [3]. Jianyu, L., & Jing, C. (2019, August). Design and Implementation of Provincial Meteorological Observation Equipment Test and Maintenance Platform Software Based on LabVIEW. In *2019 International Conference on Smart Grid and Electrical Automation (ICSGEA)* (pp. 121-123). IEEE.
- [4]. Hernandez-de-Menendez, M., Escobar Díaz, C. A., & Morales-Menendez, R. (2020). Engineering education for smart 4.0 technology: a review. *International Journal on Interactive Design and Manufacturing (IJIDeM)*, 14, 789-803.



- [5]. Calvo, I., Barambones, O., Chouza, A., Abrahams, S., Beckers, G., Slechten, D., & Velasco, J. (2019). Building wireless control applications with XBee and LabVIEW. *Applied Sciences*, 9(11), 2379.
- [6]. Matía, F. (2020). Transient response comparison of feedback and feed-forward compensation methods in systems with zero steady state error. *Asian Journal of Control*, 22(5), 1791-1800.
- [7]. Jacob, A., & Ashok, B. (2020). An interdisciplinary review on calibration strategies of engine management system for diverse alternative fuels in IC engine applications. *Fuel*, 278, 118236.
- [8]. Mohapatra, B. N., Barwade, N., Walse, A., & Patil, D. (2023). Data Acquisition System of Temperature Measurement Using LabVIEW Application. *Andalasian International Journal of Applied Science, Engineering and Technology*, 3(01), 26-31.
- [9]. Sivaranjani, S., Velmurugan, S., Kathiresan, K., Karthik, M., Gunapriya, B., Gokul, C., & Suresh, M. (2021). Visualization of virtual environment through labVIEW platform. *Materials Today: Proceedings*, 45, 2306-2312.
- [10]. Dumka, A., & Sah, A. (2020). Smart ambulance traffic management system (SATMS)—A support for wearable and implantable medical devices. In *Wearable and implantable medical devices* (pp. 215-228). Academic Press.
- [11]. Majumder, P., & Chaudhury, S. (2020). Vehicle detection and counting the number of vehicles for intelligent traffic control using labview—an image processing approach. In *Energy Systems, Drives and Automations: Proceedings of ESDA 2019* (pp. 503-513). Springer Singapore.