

## Air Pollution Monitoring System

Kishori Deogoankar<sup>1</sup>, Prashik Tambe<sup>2</sup>, Tejas Patil<sup>3</sup>, Shravani Raut<sup>4</sup>, Prathamesh Phulari<sup>5</sup>

*Department of Electronics and Telecommunication (E&TC)  
Vishwakarma Institute of Technology, Pune, 411037, Maharashtra, India*

\*\*\*

**Abstract** — The project entails the development of an Air Pollution Monitoring System, utilizing an ESP8266 microcontroller in conjunction with an MQ2 gas sensor. Its primary objective is to identify and continuously track the levels of various gases, including smoke, LPG, CO, and alcohol, within the atmosphere. The ESP8266 microcontroller serves as the conduit for internet connectivity through Wi-Fi, facilitating seamless communication with the Blynk IoT platform, thereby enabling remote monitoring and control of sensor data. The Blynk library offers a user-friendly interface for interaction with the cloud server, allowing real-time sensor readings to be displayed on a mobile application.

The MQ2 gas sensor plays a pivotal role in detecting and quantifying the presence of diverse gases in the air. It measures the analog voltage output from the sensor and transforms it into gas concentration values through the utilization of the 'map()' function. These concentration values are subsequently transmitted to the Blynk app for visualization. Additionally, the system incorporates an alert mechanism that triggers both a buzzer and an LED when the smoke concentration surpasses a predefined threshold, thereby providing a warning indication of potential smoke-related hazards.

Ultimately, the proposed system facilitates real-time monitoring and remote access to air pollution data, granting users the capability to monitor and analyze air quality within their surroundings. This system stands as a valuable instrument for raising awareness about air pollution and implementing requisite measures to ensure a healthier environment.

**Keywords:** IoT (Internet of Things) NodeMCU ESP8266, MQ2 gas sensor, Buzzer, LED, Blynk App, Gas Concentration.

### 1. INTRODUCTION

Air pollution constitutes a significant environmental concern, posing hazards not only to the environment but also to human health. The absence of real-time air quality monitoring systems presents a formidable challenge, hindering individuals and communities from assessing the air's quality they respire. There arises a pressing need for a readily accessible and efficient remedy capable of detecting and tracking the concentrations of diverse gases, including but not limited

to smoke, LPG, CO, and alcohol, and delivering timely information and alerts.

The proposed solution takes the form of an Air Pollution Monitoring System meticulously crafted to identify and observe gas concentration levels in the atmosphere. Given the burgeoning global apprehension over air pollution, this system endeavors to furnish up-to-the-minute air quality data, thereby enabling individuals and communities to make informed decisions regarding their well-being.

This innovative system harnesses the ESP8266 microcontroller, endowed with wireless connectivity capabilities via Wi-Fi, in tandem with the MQ2 gas sensor, proficient in detecting gases such as smoke, LPG, CO, and alcohol. Through the measurement and conversion of analog voltage output from the sensor into gas concentration values, the system imparts invaluable insights into the ambient air's quality. To facilitate remote supervision and control, the ESP8266 microcontroller engages in seamless communication with the Blynk IoT platform. This platform offers a user-friendly interface for real-time visualization of sensor data via a mobile application. Users can conveniently access this information and receive alerts when predefined gas concentration thresholds are exceeded.

The Air Pollution Monitoring System not only serves as a data visualization tool but also incorporates an alert mechanism designed to ensure punctual warnings. When the smoke concentration surpasses the established threshold, the system triggers both a buzzer and an LED, promptly notifying users of potential smoke-related hazards. By furnishing real-time air quality data and alerts, this system empowers individuals, communities, and entities to adopt preemptive measures aimed at enhancing air quality and safeguarding health.

In essence, this Air Pollution Monitoring System provides a potent and readily available solution for the surveillance and mitigation of air pollution. It contributes to the creation of a cleaner and safer living environment, granting individuals and communities the capability to make enlightened health-related decisions and take proactive steps to ameliorate air quality.

## 2. LITERATURE REVIEW

The research paper titled "Sensor-Based Gas Leakage Detector System" delves into the realm of safety by proposing an innovative solution for the detection of gas leaks. This paper likely explores a range of sensor types, their operational mechanisms, and their suitability for detecting specific types of gases. Additionally, it appears that they visualize the data acquired from these sensors on an LCD display while possibly incorporating tools for real-time alerts [1].

Conducted by Amutha et al., this research addresses critical safety concerns within industrial settings. Their project seems to involve the implementation of a comprehensive detection system utilizing NodeMCU, a Wi-Fi development board. The paper discusses the configuration of NodeMCU to facilitate real-time data collection and transmission, potentially enabling remote monitoring. By amalgamating sensor technology with IoT capabilities, the study likely contributes significantly to the field of industrial safety by presenting an approach to detect and mitigate gas and smoke-related hazards [2].

The "IoT-Mobair" project centers its attention on addressing global air pollution concerns through the lens of the Internet of Things (IoT). It outlines a three-phase system that monitors air pollution, utilizing gas sensors, the Arduino IDE, and a Wi-Fi module for data collection and transmission. Accessible via the IoT-Mobair Android app, this data predicts pollution levels along routes and offers various air quality features. The system aspires to provide accurate and real-time air quality information for users, potentially benefiting individuals with respiratory conditions. However, managing the substantial volume of sensor data could present challenges, which could potentially be mitigated through solutions such as fog computing or real-time stream analytics [3].

The paper introduces "Smart-Air," an IoT-based system for monitoring indoor air quality. This system comprises a device for air quality sensing and a web server for data analysis and visualization. The Smart-Air device employs IoT technology to measure various pollutants and environmental conditions, transmitting real-time data via LTE to the web server. Cloud computing is integrated into the web server to classify and visualize air quality data. An application allows authorized users to remotely monitor air quality. The successful implementation of this platform at Hanyang University underscores its capabilities in real-time monitoring, data security, and potential for expansion. The paper suggests further testing and potential integration with ventilation systems for future development [4].

The paper discusses an economical IoT-based air pollution monitoring system, emphasizing the use of IoT

devices and sensors to collect air quality data and transmit it to a central server. Its focus on affordability and accessibility makes it noteworthy, offering real-time data visualization on web servers. This research makes a substantial contribution by leveraging IoT technology for efficient and budget-conscious air quality assessment [5].

This paper introduces a system that leverages the Internet of Things (IoT) to monitor air pollution levels and predict future trends in pollution. The authors likely delve into the deployment of IoT devices and sensors for data collection, with an emphasis on creating a robust model for forecasting air quality. The significance of this work lies in its application of IoT technology to address real-time air pollution concerns, aiding in decision-making and proactive pollution management. The system may offer visualizations and alerts to keep users informed about air quality trends. This research advances the field by showcasing the potential of IoT in creating an effective air pollution monitoring and forecasting system [6].

The research's significance lies in its dual contribution to both air quality monitoring and pollution control strategies. The authors detail the system's development, likely involving IoT devices equipped with sensors for real-time air pollution monitoring, alongside control mechanisms aimed at mitigating pollution. Their practical demonstrations or simulations likely illustrate the system's functionality, reliability, and effectiveness [7].

The paper by Gupta et al. introduces another system with a similar focus. It likely centers on utilizing Internet of Things (IoT) technology to construct a comprehensive system for collecting real-time air quality data across urban areas. The research underscores the importance of this IoT-based approach in addressing air pollution challenges within smart cities. By providing accurate and up-to-date data, the system aims to contribute to informed decision-making and sustainable urban planning. The paper likely highlights technical aspects such as sensor integration, data transmission, and the potential impact on urban environments [8].

## 3. METHODOLOGY

We incorporated the MQ2 gas sensor into our system, a highly versatile sensor capable of detecting a wide range of gases including smoke, LPG, alcohol, propane, hydrogen, methane, and carbon monoxide. We chose this sensor due to its extensive gas-sensing capabilities. When the MQ2 sensor detects any alterations in the environment or the presence of smoke, it gathers this data and transmits it to the ESP8266 microcontroller. The system assesses the intensity of the smoke or gas detected. If the measured value exceeds a predefined

threshold, it triggers the activation of an LED indicator and activates a buzzer alarm.

Our system is seamlessly integrated with the Blynk App, where all the collected data is stored for easy access. Users have the ability to monitor this data at any time. Furthermore, the system is equipped to send email notifications to users in the event of smoke or gas detection. This functionality ensures that individuals can regularly review the data and make adjustments in their daily routines to enhance air quality.

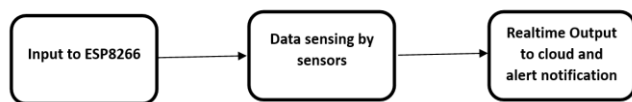


Fig. 1. Basic working of the system

The Air Pollution Monitoring System follows a well-structured workflow consisting of several essential stages. To kickstart the process, the ESP8266 microcontroller establishes a connection to the Wi-Fi network and initiates communication with the Blynk cloud server using a unique authentication token. Subsequently, the system enters into a continuous cycle of sensor readings, during which it collects analog values from the gas sensor. These values represent the concentrations of various gases like smoke, LPG, CO, and alcohol. To provide accurate data, these analog values are converted into precise concentration measurements in parts per million (ppm). Following this conversion, the concentration values are sent to specific virtual pins (V1, V2, V3, V4) on the Blynk platform. Users can access this data remotely and in real-time through the Blynk mobile app.

Beyond its data transmission capabilities, the system incorporates an alert mechanism that activates when the smoke concentration exceeds a predefined threshold. This event triggers an alert on the Blynk platform, promptly informing users of potential smoke presence. In response to this alert, the system simultaneously activates both the BUZZER, emitting an audible alarm, and the LED, providing a visual signal indicating the potential hazard. This integration of visual and audible cues enhances the system's ability to swiftly notify users of unfavorable air quality conditions.

### 3.2 FEATURES OF THE SYSTEM

1. The system offers uninterrupted and immediate information regarding the presence of smoke, LPG, CO, and alcohol concentrations in the surroundings.
2. It initiates warnings when gas levels surpass predefined limits, swiftly informing individuals of potential air quality concerns.

3. Thanks to wireless connectivity and integration with the Blynk platform, users have the capability to oversee and manage the system remotely via a mobile application.
4. In addition to monitoring, the system fosters environmental consciousness, facilitates dialogues, and enables users to implement preventative actions against air pollution.

### 3.1 SYSTEM DESCRIPTION

- NodeMCU ESP8266** - The NodeMCU development board, which is freely available for use and comes with firmware, is based on the widely utilized ESP8266-12E WIFI module. The ESP8266 WIFI module can be programmed using either the Arduino IDE or the straightforward and efficient LUA programming language.
- MQ2 Sensor** - The MQ-2 smoke sensor is constructed using tin dioxide semiconductor gas-detecting material. When operating within the temperature range of 200 to 300°C, tin dioxide absorbs oxygen from the surrounding air, leading to a reduction in semiconductor electron density and an increase in resistance.
- Buzzer** - A buzzer, also known as a beeper, is an acoustic signaling device that can be powered either electrically, mechanically, or through piezoelectric means.
- LED** - A light-emitting diode (LED) is a semiconductor diode that emits light in response to an applied voltage.
- Blynk App** - The Blynk App is an Internet of Things (IoT) platform designed for Android smartphones. It serves as a means to remotely control Arduino and NodeMCU devices over the internet. This platform offers a multi-tenancy environment with customizable access levels, allowing for the effective management of clients, distributors, contractors, installers, and any other relevant parties in your network.

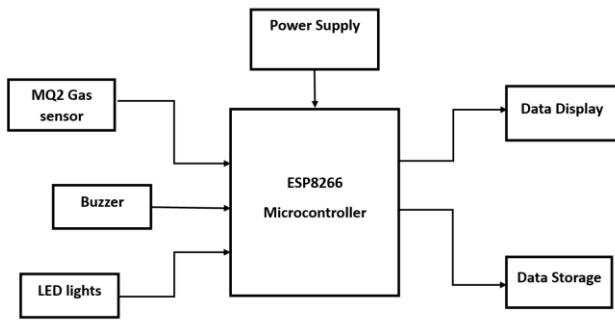


Fig. 2. Block Diagram of Air Pollution Monitoring System

The above figure is the detailed block diagram of the Air Pollution monitoring system, which includes all the components used.

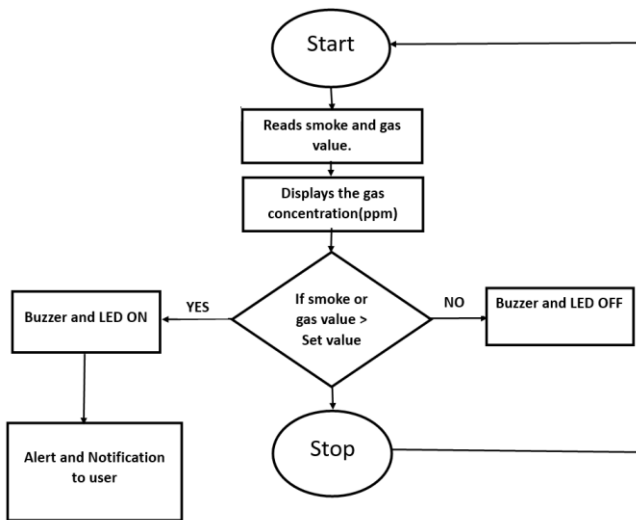


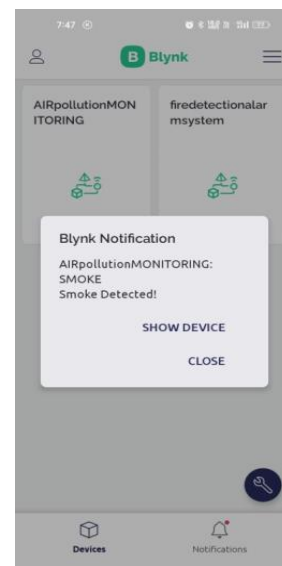
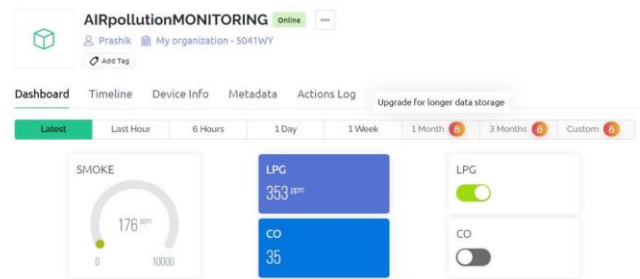
Fig. 3. System Workflow

The basic operation of the system for monitoring air pollution, including all of its processes, is shown in the above diagram. All of the microcontroller-equipped sensors are first turned on and their connections to the BLYNK app are established. Currently, data is gathered by keeping an eye on air pollution, and this data is then processed further. Following that, data is presented on the Blynk cloud server and alerts and notifications are given as appropriate.

#### 4. RESULTS

The effectiveness and significance of the Air Pollution Monitoring System in raising public awareness and improving air quality safety are demonstrated by its outcomes. Users may effectively stay informed about their environment by using the Blynk app to view real-time data on smoke, LPG, CO, and alcohol concentrations. The accuracy and promptness of the threshold-based warnings have been proven, guaranteeing that users are

promptly informed whenever gas concentrations exceed set thresholds and allowing them to take quick action.



#### 5. CONCLUSION AND FUTURE SCOPE

This project is designed to assess air quality wherever it is deployed. By considering these parameters, we can make minor adjustments to our daily routines to mitigate pollution. Collectively, these adjustments can have a significant positive impact on both our environment and our well-being. The Air Pollution Monitoring System offers an efficient and accessible means of monitoring and tackling air pollution, thereby contributing to a cleaner and safer living environment. Its user-friendly interface empowers individuals to make informed decisions in response to system alerts, fostering a culture of increased safety and awareness.

As the system continuously updates and tracks gas concentrations, it plays a crucial role in providing users with valuable insights about their surroundings. This, in turn, facilitates effective decision-making and proactive measures to combat air pollution. Furthermore, the system holds the potential for future improvements by expanding its capabilities to encompass a broader array of pollutants, such as nitrogen dioxide and particulate

matter. This expansion would offer a more comprehensive assessment of air quality. By incorporating advanced data analytics and machine learning, the system could provide predictive insights, aiding in the identification of pollution sources and forecasting pollution trends.

## REFERENCES

1. Khan, Mohammad Monirujjaman. "Sensor-based gas leakage detector system." *Engineering Proceedings 2*, no. 1 (2020): 28.
2. Amutha, B., Rajeshbabu, C., Neehar, C., & Sumanth, E. (2020). GAS AND SMOKE DETECTION IN INDUSTRIES USING NodeMCU. *Journal of Critical Reviews*, 7(8), 1504-1507
3. Dhingra, Swati, Rajasekhara Babu Madda, Amir H. Gandomi, Rizwan Patan, and Mahmoud Daneshmand. "Internet of Things mobile-air pollution monitoring system (IoT-Mobair)." *IEEE Internet of Things Journal* 6, no. 3 (2019): 5577-5584.
4. Jo, JunHo, ByungWan Jo, JungHoon Kim, SungJun Kim, and WoonYong Han. "Development of an IoT-based indoor air quality monitoring platform." *Journal of Sensors 2020* (2020): 1-14.
5. Parmar, Gagan, Sagar Lakhani, and Manju K. Chattopadhyay. "An IoT based low cost air pollution monitoring system." In *2017 International Conference on Recent Innovations in Signal processing and Embedded Systems (RISE)*, pp. 524-528. IEEE, 2017.
6. Xiaojun, Chen, Liu Xianpeng, and Xu Peng. "IOT-based air pollution monitoring and forecasting system." In *2015 international conference on computer and computational sciences (ICCCS)*, pp. 257-260. IEEE, 2015.
7. Muthukumar, S., W. Sherine Mary, S. Jayanthi, R. Kiruthiga, and M. Mahalakshmi. "IoT based air pollution monitoring and control system." In *2018 International Conference on inventive research in computing applications (ICIRCA)*, pp. 1286-1288. IEEE, 2018.
8. Gupta, Harsh, Dhananjay Bhardwaj, Himanshu Agrawal, Vinay Anand Tikkiwal, and Arun Kumar. "An IoT based air pollution monitoring system for smart cities." In *2019 IEEE International Conference on Sustainable Energy Technologies and Systems (ICSETS)*, pp. 173-177. IEEE, 2019.